


SPEEDWAY BUSINESS & TECHNOLOGY PARK

UP TO ±4 M SF OF PLANNED INDUSTRIAL SPACE

RAIL SERVED
BUILD TO SUIT OPPORTUNITIES

3800 Calhoun Memorial Hwy
Easley, SC 29640 

PARK DETAILS

Available SF:	±100,000 SF to ±1,200,000 SF
Delivery Date:	Build to Suit
Lot Size:	±600 Acres
Rail:	Norfolk Southern
Zoning:	Unzoned
Utilities:	Water, Sewer, Power, Gas
Downtown Greenville:	4 Miles
I-85:	7 Miles

REALTYLINK

CBRE

POTENTIAL SITE PLAN

UTILITY INFORMATION:

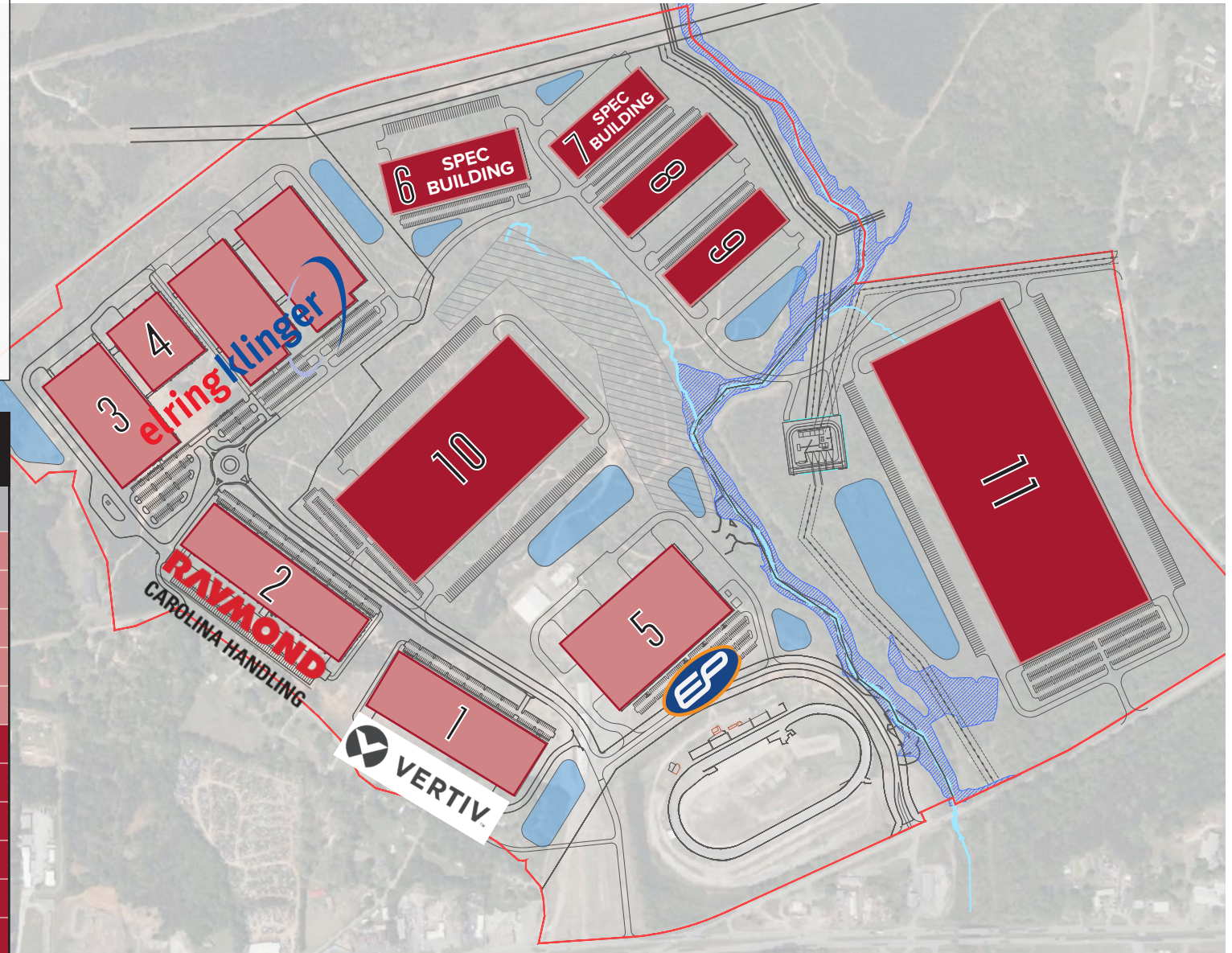
Water: Powdersville Water (1 MGD)

Sewer: Easley Combined Utilities (250,000 GPD)

Gas: Fort Hill Natural Gas (4" High Pressure Main – 350 psi)

Electric: Duke Energy with Adequate Power to Site, Substation to be Completed in 2026

Telecommunications: AT&T (Fiber Available, Up To 5-Gig)



BUILDING HIGHLIGHTS

	Size	Dimensions	Auto Parking	Trailer Parking
1	267,840 SF		LEASED	
2	252,720 SF		LEASED	
3	209,880 SF		LEASED	
4	121,875 SF		LEASED	
5	334,954 SF		LEASED	
6	196,560 SF	260' x 756'	134	54
7	136,080 SF	210' x 648'	119	26
8	147,420 SF	210' x 702'	134	0
9	168,480 SF	260' x 648'	126	0
10	677,160 SF	570' x 1,188'	168	211
11	1,205,280 SF	720' x 1,674'	431	247

CURRENT TENANTS

RAYMOND
CAROLINA HANDLING

elringklinger




Engineered Products



VERTIV™

CONSTRUCTION UPDATE



LOCATION MAP

LOCATION DISTANCE (MILES)

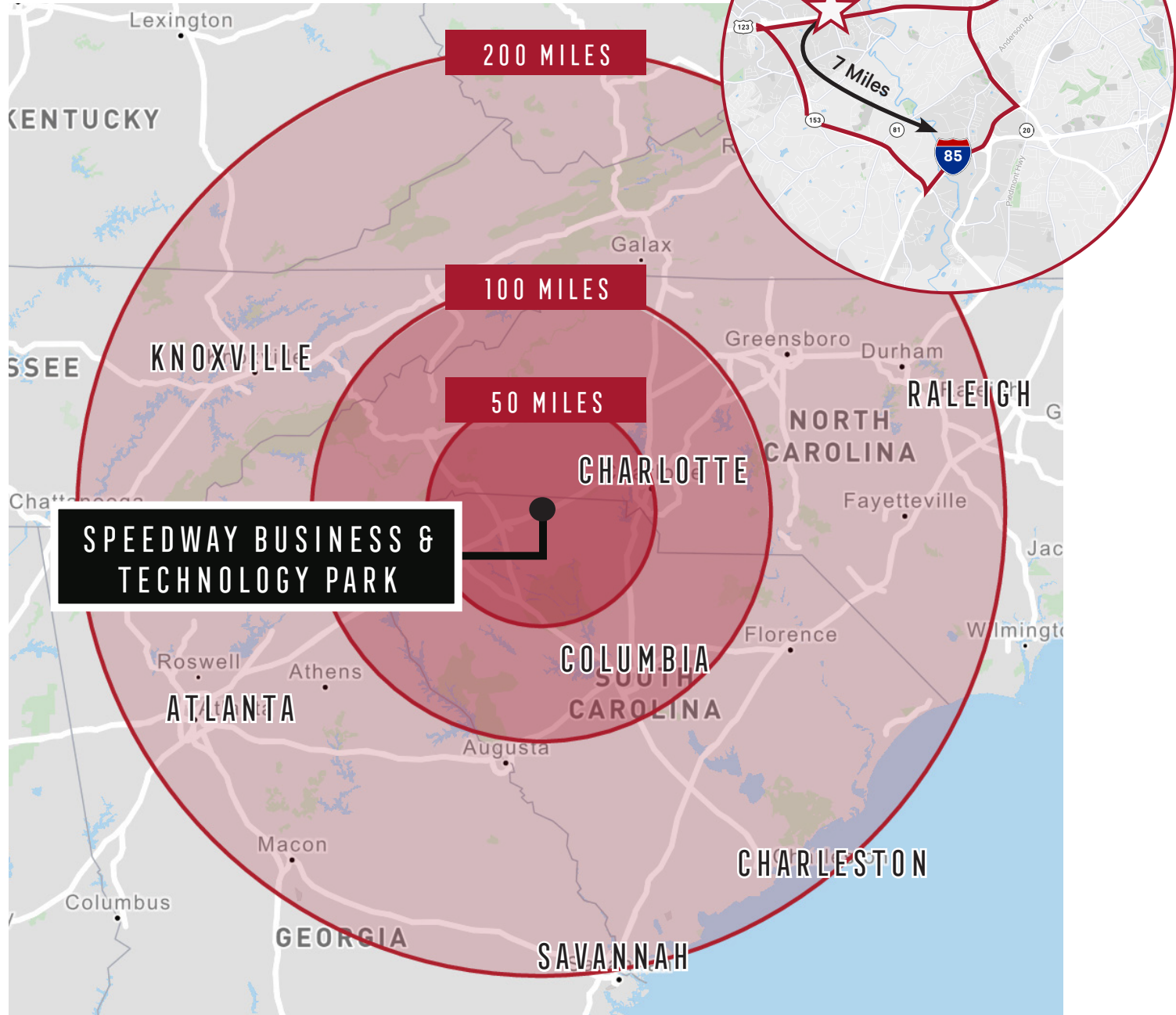
CHARLOTTE	110
COLUMBIA	111
KNOXVILLE	171
ATLANTA	146
RALEIGH	271
CHARLESTON	221
SAVANNAH	265

LOCATION DISTANCE (MILES)

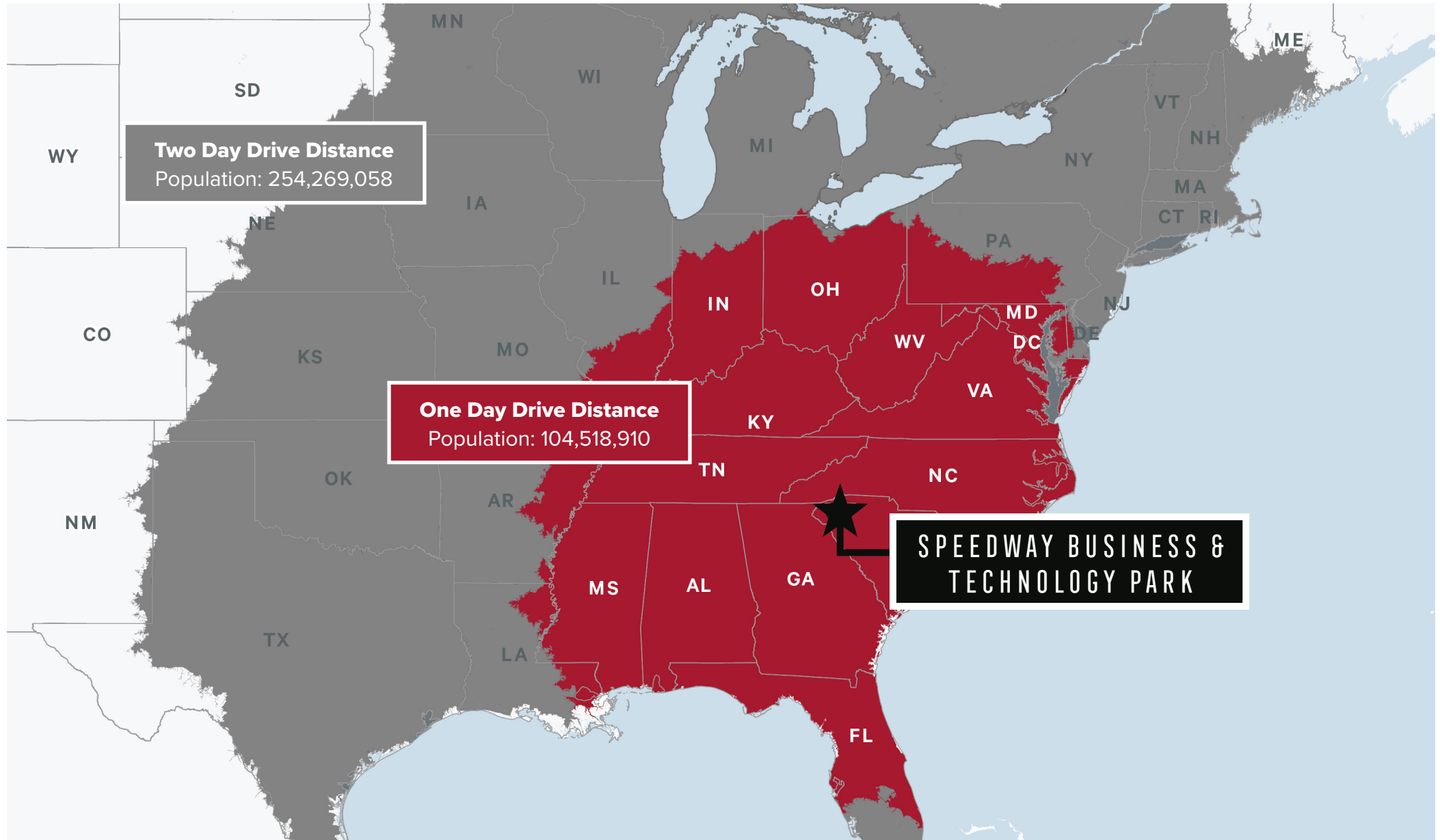
INLAND PORT OF GREER	273
PORT OF CHARLESTON	227
PORT OF SAVANNAH	264
PORT OF WILMINGTON	596

LOCATION DISTANCE (MILES)

GSP AIRPORT	27
CHARLOTTE AIRPORT	104
ATLANTA AIRPORT	156



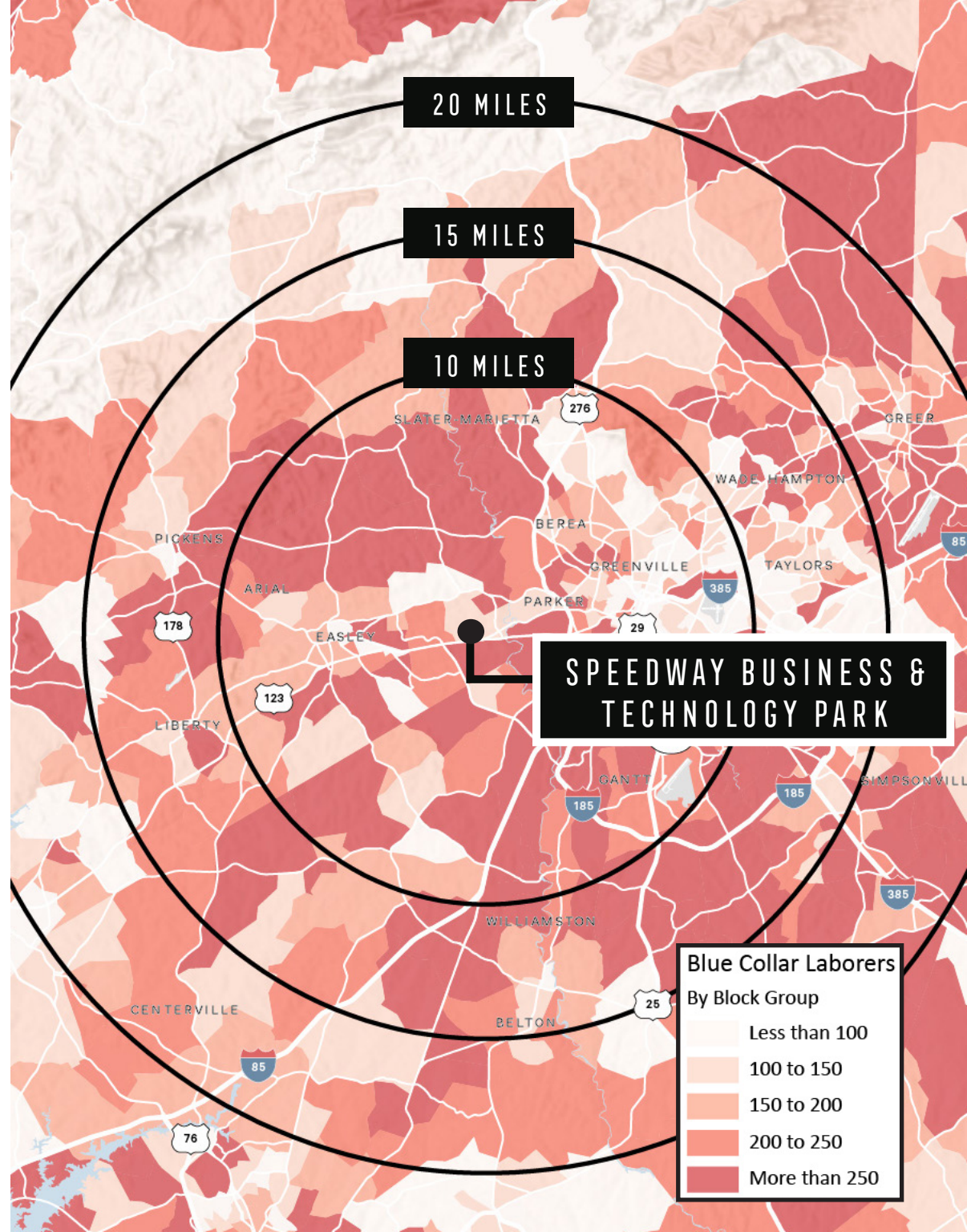
DRIVE TIME MAP



DEMOGRAPHICS

LOCATION	DISTANCE (MILES)
I-85	7
DOWNTOWN GREENVILLE	4
DOWNTOWN ANDERSON	30
GSP AIRPORT	20
INLAND PORT GREER	26
CHARLOTTE, NC	110
CHARLESTON, SC	220

	ESTIMATED POPULATION	AVAILABLE LABOR	WAREHOUSE WORKFORCE
10 MILES	283,621	183,324	3,684
15 MILES	532,391	263,760	4,652
20 MILES	736,893	365,606	6,509



ABOUT REALTYLINK

RealtyLink, LLC, founded in Greenville, South Carolina in 1998, is a full-service real estate development company. As one of the Nation's top real estate developers, RealtyLink is the partner you can trust with all your development and property management needs.

The industrial sector in America has seen continued growth in recent years. Through their analysis of markets with a strong workforce, necessary infrastructure, low vacancy rates, and an inadequate supply of Class A buildings, they have targeted specific markets to continue the expansion of this portion of their portfolio. Their strategy is to construct well-positioned and well-designed buildings available in markets with little or no vacancy.

CONTACT

Trey Pennington, SIOR
Vice Chairman
+1 864 527 6095
trey.pennington@cbre.com

Jeff Benedict, SIOR
First Vice President
+1 864 235 1961
jeff.benedict@cbre.com


Tripp Speaks
Associate
+1 864 235 6196
tripp.speaks@cbre.com

CBRE Greenville

355 S. Main Street, Suite 701
Greenville, SC 29601

SPEEDWAY BUSINESS & TECHNOLOGY PARK

BUILD TO SUIT OPPORTUNITIES

3800 Calhoun Memorial Hwy
Easley, SC 29640 



UP TO ±4M SF OF PLANNED INDUSTRIAL SPACE

REALTYLINK

CBRE