

**1350, 1400 & 1450
STELLAR DRIVE**
Oxnard, CA 93033

**CHANNEL ISLANDS
BUSINESS PARK**
11,165 – 27,834 AVAILABLE



OXNARD INDUSTRIAL BUILDINGS FOR LEASE

MATT EHRLICH
Executive Vice President
d. 818 421 1661
mehrlich@naicapital.com
CA DRE #01936772

SEAN IEZZA
Associate
d. 805 233 5228
siezza@naicapital.com
CA DRE #02220089

ANTHONY PRICE
Senior Associate
d. 805 277 4012
aprice@naicapital.com
CA DRE #01981763

NAI CAPITAL
2555 Townsgate Road
Suite 320
Westlake Village, CA 91361
805-446-2400

NAI Capital
COMMERCIAL REAL ESTATE SERVICES, WORLDWIDE

1350 STELLAR DRIVE, OXNARD, CA



Building Size:
11,165 SF



Land Area:
28,226 SF



Parking:
25 Spaces



Lease Rate:
\$1.00 NNN



Clear Height:
15 Feet



Loading:
2 ground level & 1 dock high door (12' w x 14' h)



Power:
600a/270 - 480v 3p 4w



Year Built:
1988



Racks Available
for Use




Newly Renovated
Break Room



Newly Renovated
Restrooms





APN:
220-0-295-175



AERIAL MAP - 1350 STELLAR DRIVE



PROPERTY PHOTOS



FLOOR PLAN - 1350 STELLAR DRIVE



1400 STELLAR DRIVE, OXNARD, CA



Building Size:
14,892 SF



Land Area:
35,022 SF



Parking:
26 Spaces



Lease Rate:
\$1.00 NNN



Clear Height:
15 Feet



Loading:
1 ground level & 1 dock high door (12' w x 14' h)



Power:
600a/270 - 480v 3p 4w



Year Built:
1988



Ample Power Drops



Lab Area




Office Area
with Conference Room and Kitchenette



Pass through
to 1450 Stellar if lease both 1440 & 1450





APN:
220-0-295-165



AERIAL MAP - 1400 STELLAR DRIVE



PROPERTY PHOTOS



1450 STELLAR DRIVE, OXNARD, CA



Building Size:
12,942 SF



Land Area:
38,419 SF



Parking:
30 Spaces



Lease Rate:
\$1.00 NNN



Clear Height:
16 Feet



Loading:
2 ground level doors (12' w x 14' h)



Power:
600a/277 - 480v 3p 4w



Year Built:
1988



Ample Power Drops




Large break rooms



Pass through
to 1400 Stellar if lease both 1400 & 1450






APN:
220-0-295-155



AERIAL MAP - 1450 STELLAR DRIVE



PROPERTY PHOTOS

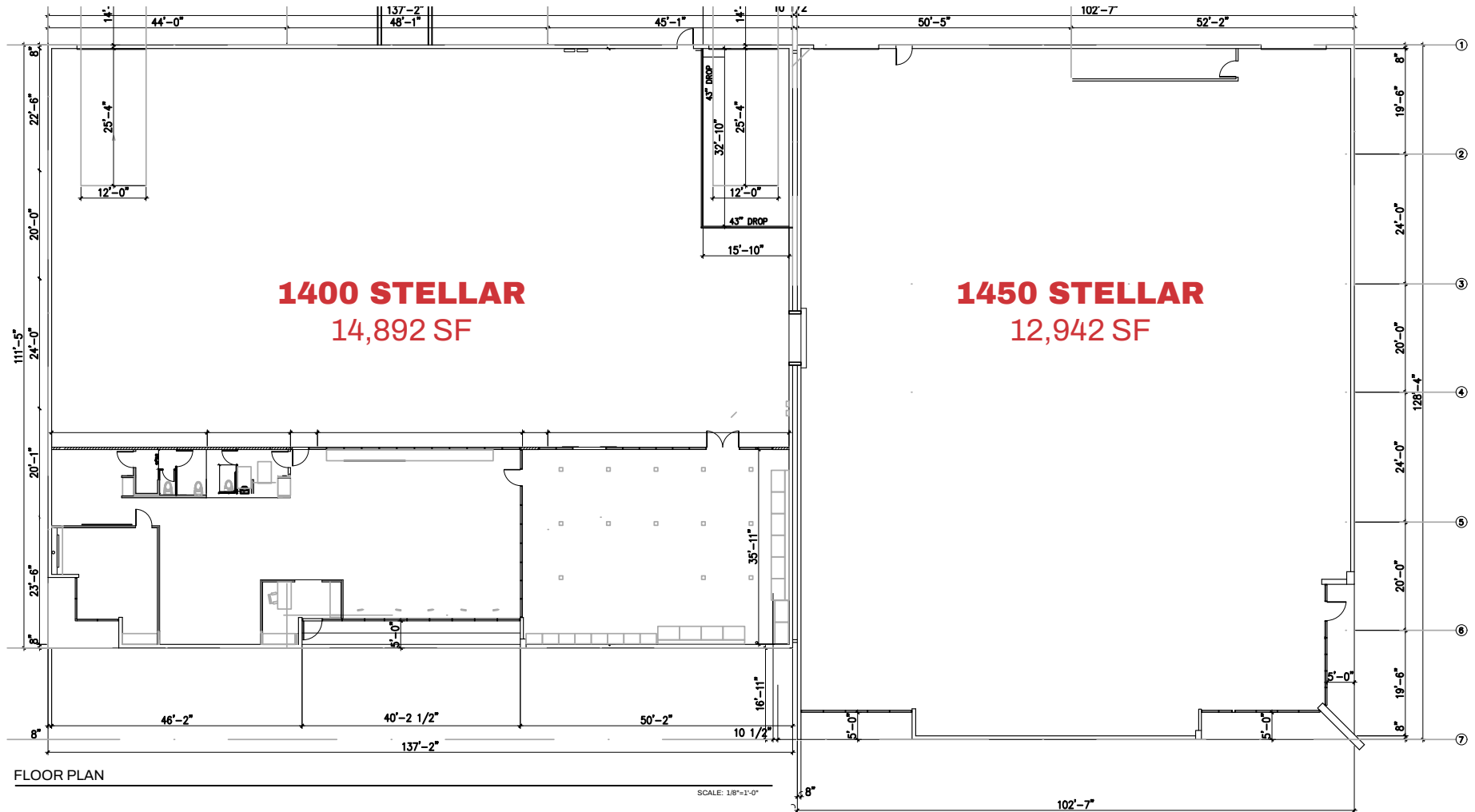


FLOOR PLAN - 1400 + 1450 STELLAR

1400 Stellar: 14,892 SF

1450 Stellar: 12,942 SF

Can be leased individually or combined for 27,834 SF



AMENITIES MAP - OXNARD



**1350, 1400 & 1450
STELLAR DRIVE**
Oxnard, CA 93033

**CHANNEL ISLANDS
BUSINESS PARK**
11,165 – 27,834 AVAILABLE

1350
STELLAR
DRIVE

1400
STELLAR
DRIVE

1450
STELLAR
DRIVE

STELLAR DR

WESTLAKE DR

No warranty, express or implied, is made as to the accuracy of the information contained herein. This information is submitted subject to errors, omissions, change of price, rental or other conditions, withdrawal without notice, and is subject to any special listing conditions imposed by our principals. Cooperating brokers, buyers, tenants and other parties who receive this document should not rely on it, but should use it as a starting point of analysis, and should independently confirm the accuracy of the information contained herein through a due diligence review of the books, records, files and documents that constitute reliable sources of the information described herein. Logos are for identification purposes only and may be trademarks of their respective companies. NAI Capital, Inc. CA DRE Lic. #02130474

OXNARD INDUSTRIAL BUILDINGS FOR LEASE

MATT EHRLICH
Executive Vice President
d. 818 421 1661
mehrlich@naicapital.com
CA DRE #01936772

SEAN IEZZA
Associate
d. 805 233 5228
siezza@naicapital.com
CA DRE #02220089

ANTHONY PRICE
Senior Associate
d. 805 277 4012
aprice@naicapital.com
CA DRE #01981763

NAI CAPITAL
2555 Townsgate Road
Suite 320
Westlake Village, CA 91361
805-446-2400

NAI Capital
COMMERCIAL REAL ESTATE SERVICES, WORLDWIDE