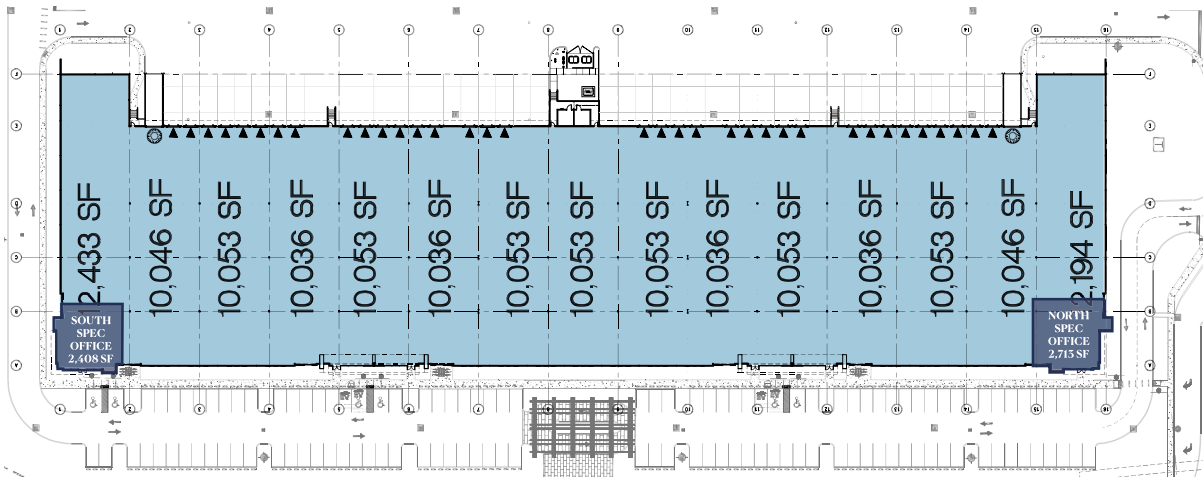
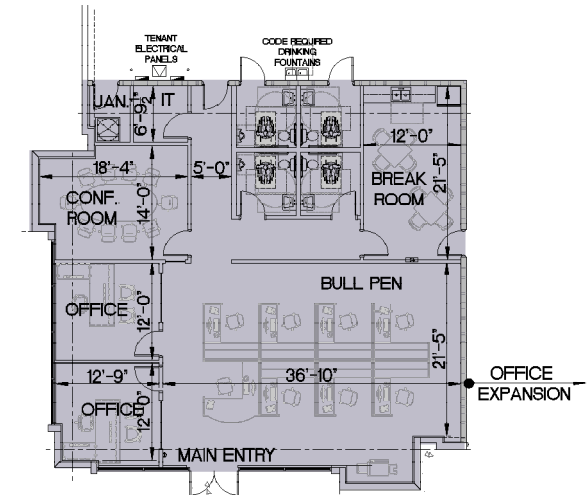


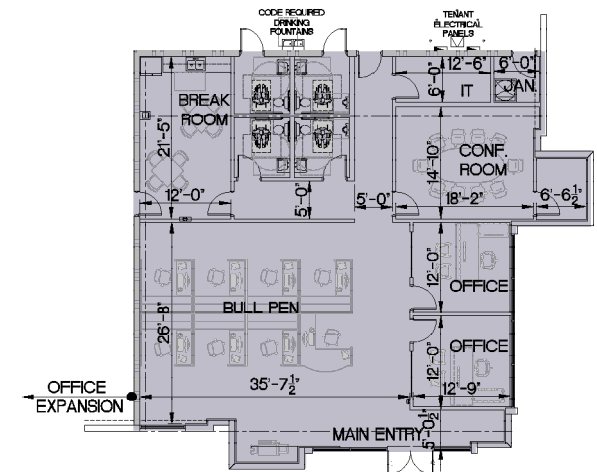
BUILDING C » 155,234 SF 4733 WEST ATLANTIC BOULEVARD



SOUTH SPEC OFFICE » 2,408 SF



NORTH SPEC OFFICE » 2,715 SF



BUILDING SPECIFICATIONS

» BUILDING SF:	155,234	» DRIVE-IN DOORS-RAMPS:	2
» CLEAR HEIGHT:	32'	» CONSTRUCTION:	Type 11-8
» BUILDING DIMENSIONS:	810' X 185'	» ROOF SYSTEM:	R19
» LOADING:	Rear-Loading	» FIRE & LIFE SAFETY:	ESFR
» TRUCK COURT DEPTH:	178'	» SPEC OFFICE:	2,408 SF (S) 2,715 SF (N)
» PARKING:	121	» COLUMN SPACING:	54'
» PARKING RATIO:	1.28	» SLAB THICKNESS:	6"
» DOCK DOORS:	33	» DELIVERY:	3Q 2026