


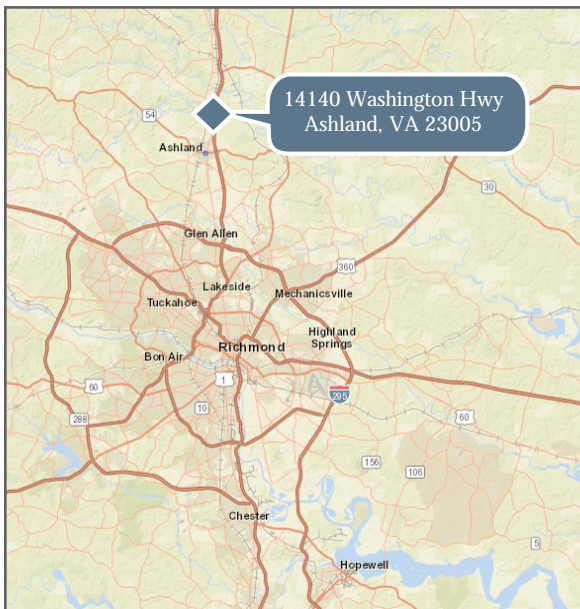
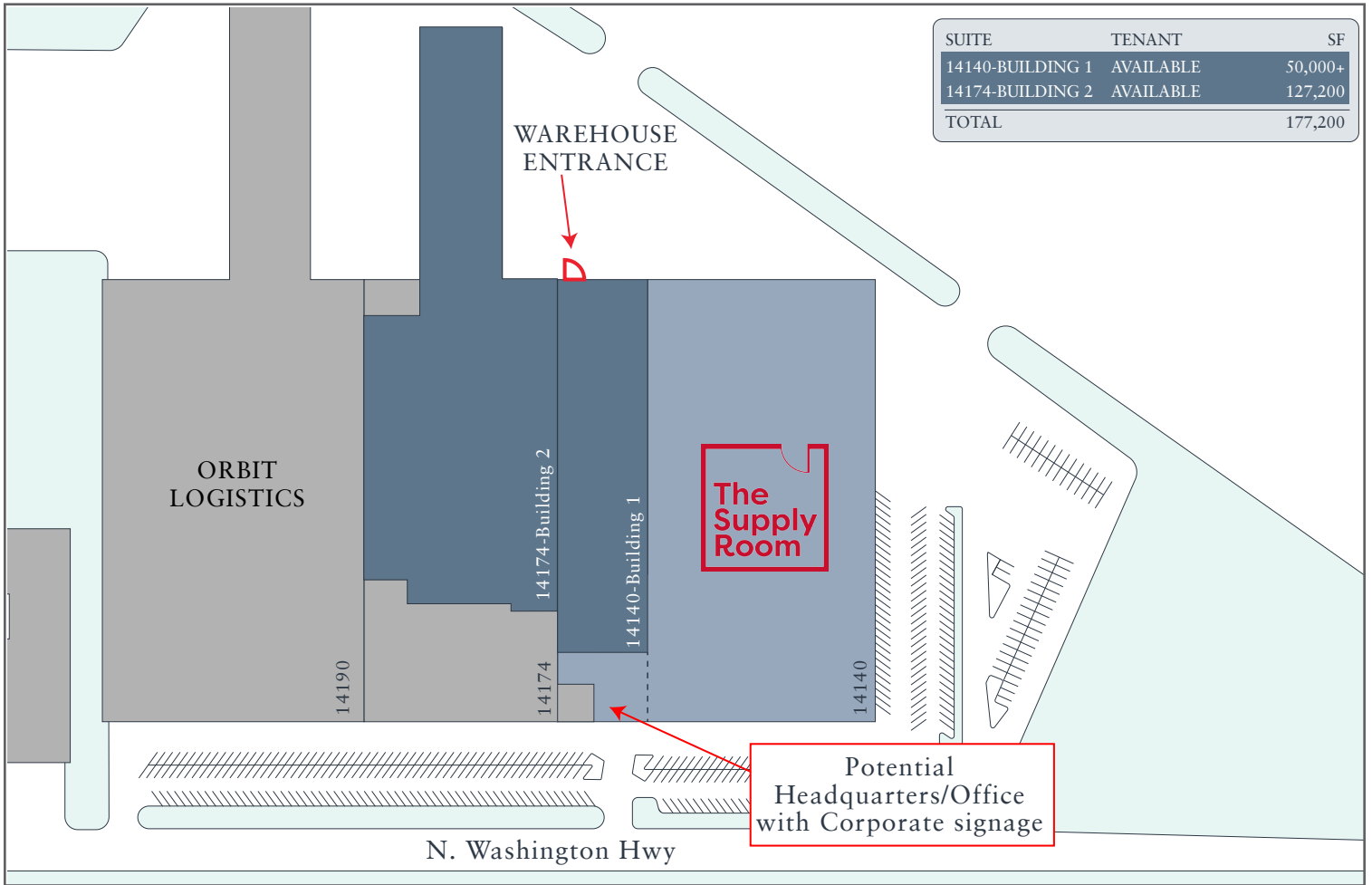


14140-14174 N. WASHINGTON HWY



- » Available for Lease:
 - Building 1: 50,000 SF±
 - Building 2: 127,200 SF±
- » 33 feet high-bay warehouse
- » 2,500 SF± Mezzanine Office
- » Zoned M-2 Light Industrial
- » Wet Sprinkler System
- » 480v, 2500 AMP, 3-Phase Service
- » Dock Height Loading
- » 9 truck height, loading dock doors





5 MILE DEMOGRAPHICS

Population 20,070
Avg. HH Income \$95,713





TRAFFIC COUNT

N. Washington - 9,400 AADT





SEAFORD CAPITAL PARTNERS



14140-14174 N. Washington Hwy
Ashland, VA 23005



Matt Klump
mk@seafordcapital.com
833.732.3673