

# US1N4RTH

COMMERCE CENTER

CLASS A INDUSTRIAL SPACE FOR LEASE OR PURCHASE

± 266,604 SF AVAILABLE (DIVISIBLE)



## BUILDING 300

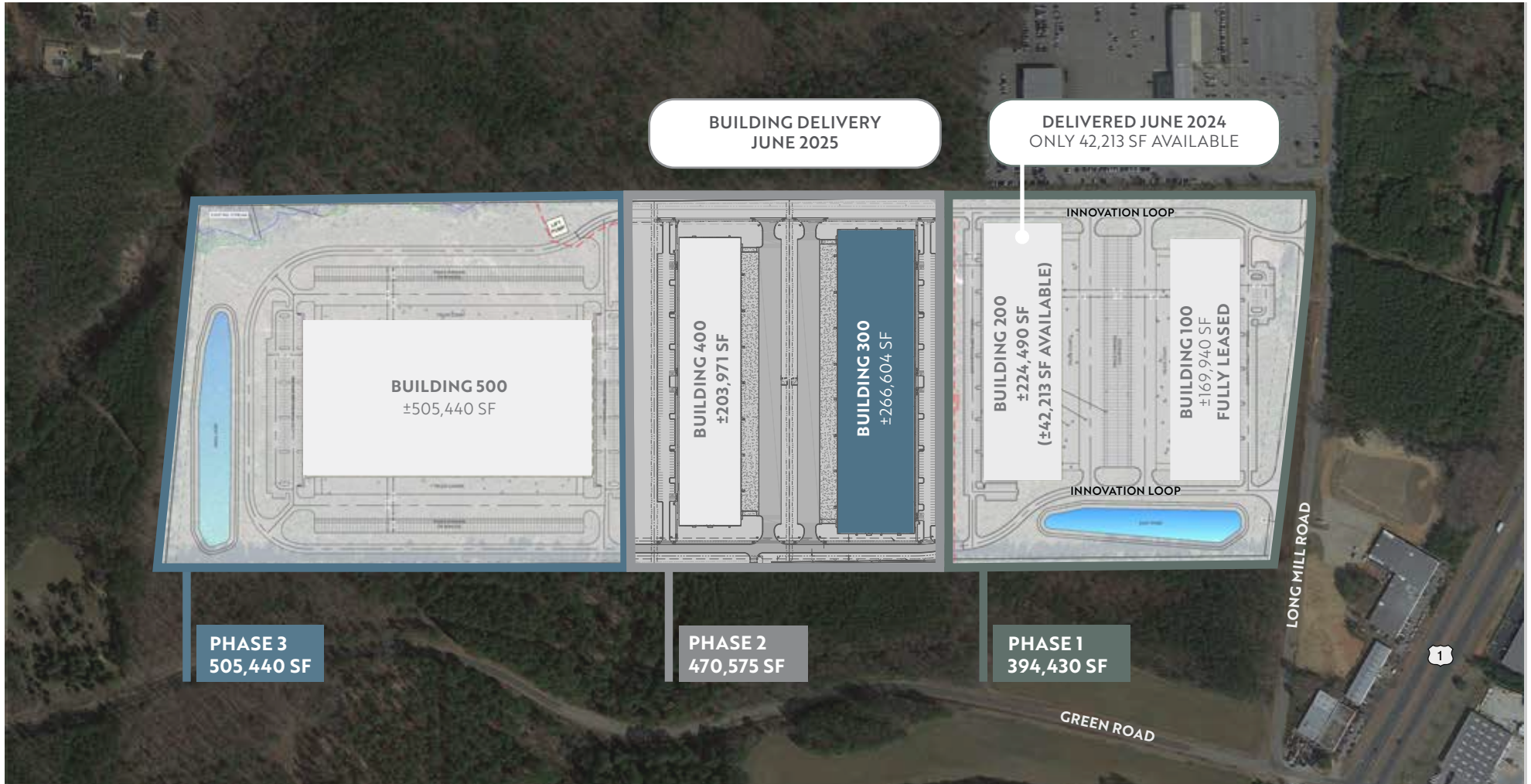
INNOVATION LOOP | YOUNGSVILLE, NC 27596

Summit  
Real Estate Group

FOUNDRY  
COMMERCIAL



# BUILDING 300 SITE PLAN



**ALEXIS LAMBETH**

Partner, Industrial Services  
(919) 524.3593  
alexis.lambeth@foundrycommercial.com

**JIM ALLAIRE**

Principal  
(919) 270-9216  
jim.allaire@foundrycommercial.com



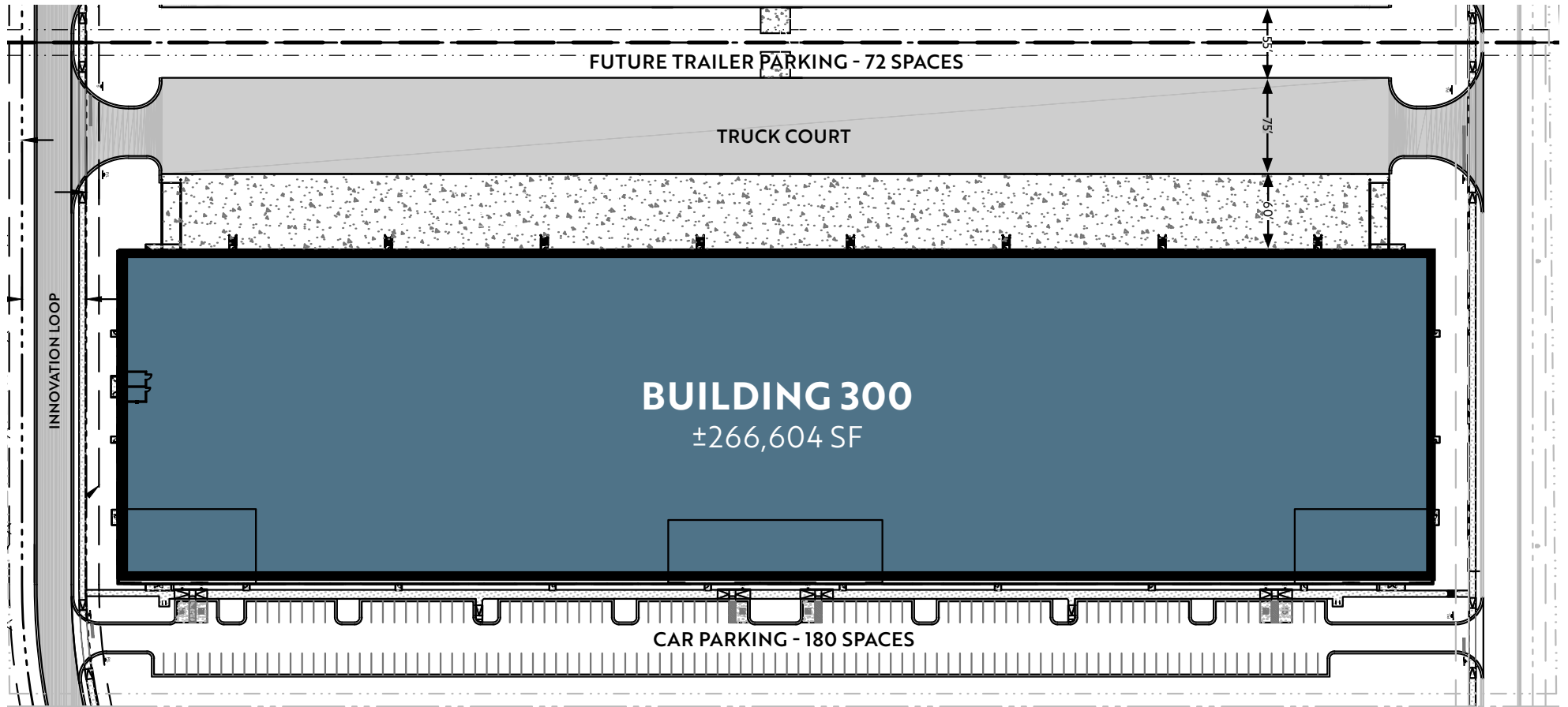
[PROPERTY WEBSITE](#)

Although the information contained herein was provided by sources believed to be reliable, Foundry Commercial makes no representation, expressed or implied, as to its accuracy and said information is subject to errors, omissions or changes.



# BUILDING 300

## SITE PLAN



**ALEXIS LAMBETH**

Partner, Industrial Services  
(919) 524.3593  
alexis.lambeth@foundrycommercial.com

**JIM ALLAIRE**

Principal  
(919) 270-9216  
jim.allaire@foundrycommercial.com



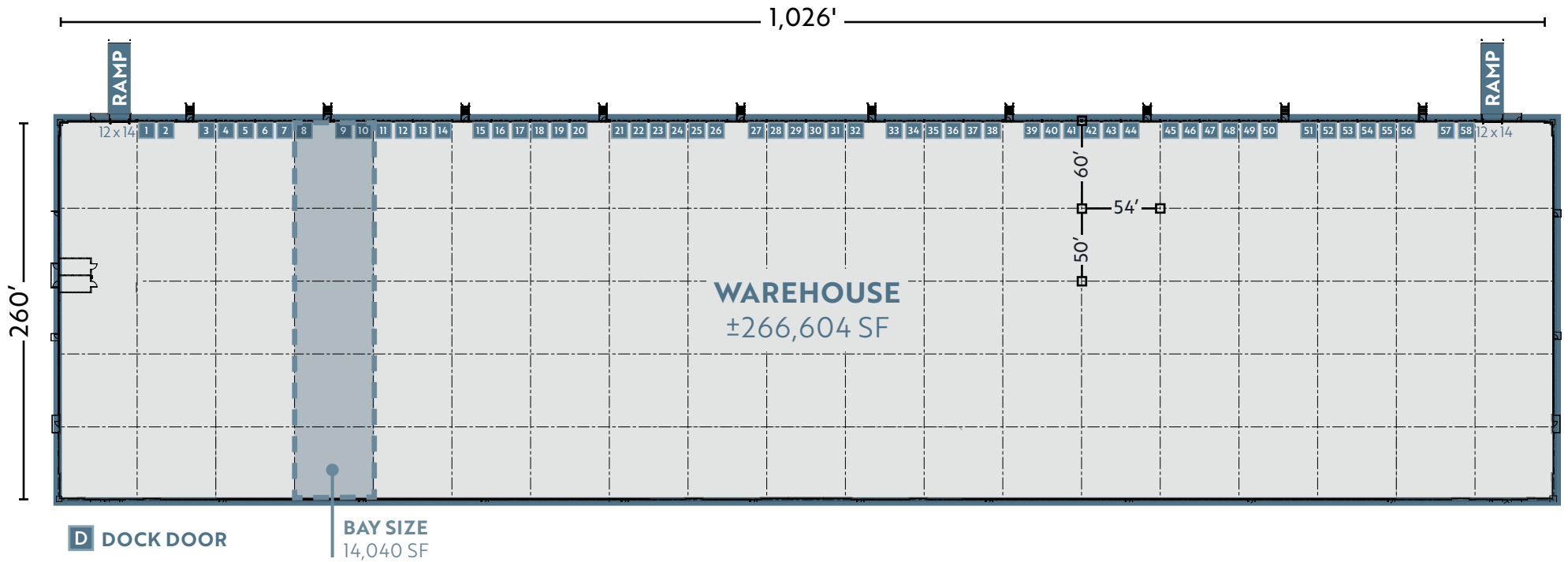
[PROPERTY WEBSITE](#)



# BUILDING 300

## FLOOR PLAN

±266,604 SF AVAILABLE (DIVISIBLE)



### ALEXIS LAMBETH

Partner, Industrial Services  
(919) 524.3593  
alexis.lambeth@foundrycommercial.com

### JIM ALLAIRE

Principal  
(919) 270-9216  
jim.allaire@foundrycommercial.com

FOUNDRY  
COMMERCIAL

PROPERTY WEBSITE



# BUILDING 300

## FEATURES

BUILDING NAME	US-1 North Building 300	COLUMN SPACING	54'x50' with 60' speed bay
ADDRESS	Innovation Loop Youngsville, NC 27596	SPRINKLER SYSTEM/TYPE	ESFR with K-17 sprinkler heads
COUNTY	Franklin	LOADING	58 (9'x10') manual dock doors with bumpers 2 (12'x14') drive-in doors with operators
DATE AVAILABLE	Estimated June 2025	PAVED PARKING	180 (ability to add more)
LEASE RATE	Call for pricing	TRAILER PARKING/OUTSIDE STORAGE	72 trailer parks available
TICAM	TBD	TRUCK COURT DEPTH	135' expandable to 190'
NCPIN:	1843-63-0059	LIGHTING	LED per tenant spec
ZONING	General Business (GB) <a href="#">ZONING INFO</a>	ELECTRICAL CAPACITY	277/480 Volt 3-phase, 4-wire 2000 Amp Electrical Service with four (4) 400 amp/480 volt 3-phase tenant panels
NO. OF ACRES	±17.29 acres	ELECTRICAL PROVIDER	Duke Energy Progress
BUILDING DIMENSIONS	1,026' x 260'	NATURAL GAS SERVICE PROVIDER	Dominion Energy
PARK TOTAL SF	±1,342,000 SF	WATER AND SEWER PROVIDER	Franklin County Public Utilities
AVAILABLE SF	±266,604 SF (Divisible)	SEWER LINE	6"
BAY SIZE	±14,040 SF	WATER MAIN SIZE	3"
EXTERIOR WALL MATERIAL	Concrete tilt wall construction	TELECOM PROVIDER	TBD
ROOFING MATERIAL	45 mil white TPO with R-15 poly-iso insulation (R-25 above office areas)	HVAC	Heat for freeze protection (to 50°F) Roof top make-up air units for air circulation
FLOOR THICKNESS	6", unreinforced over 4" GAB with 10 MIL vapor-barrier		
CEILING HEIGHT	32' after speed bay		

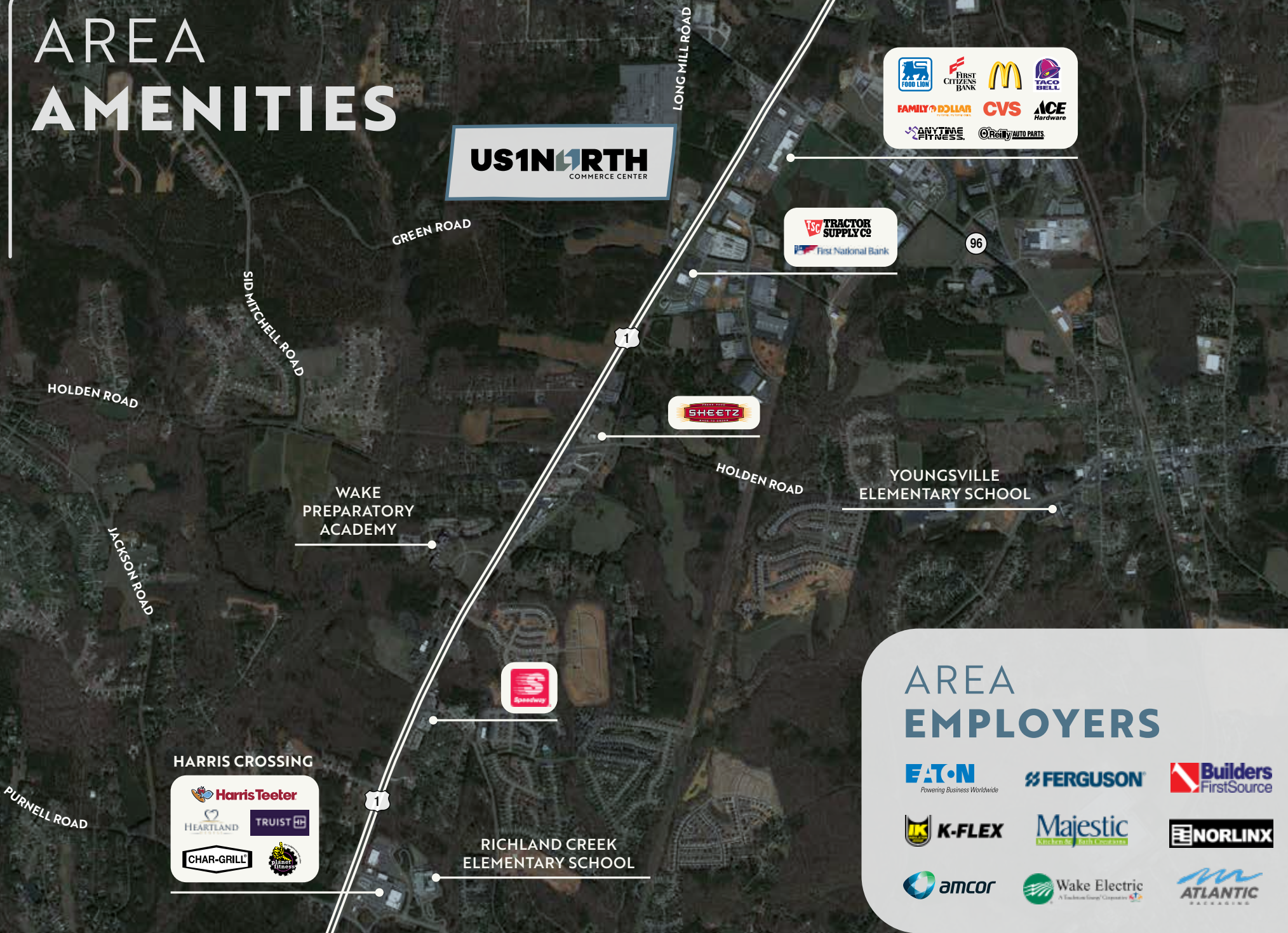
# AREA AMENITIES

**US1N1RTH**  
COMMERCE CENTER

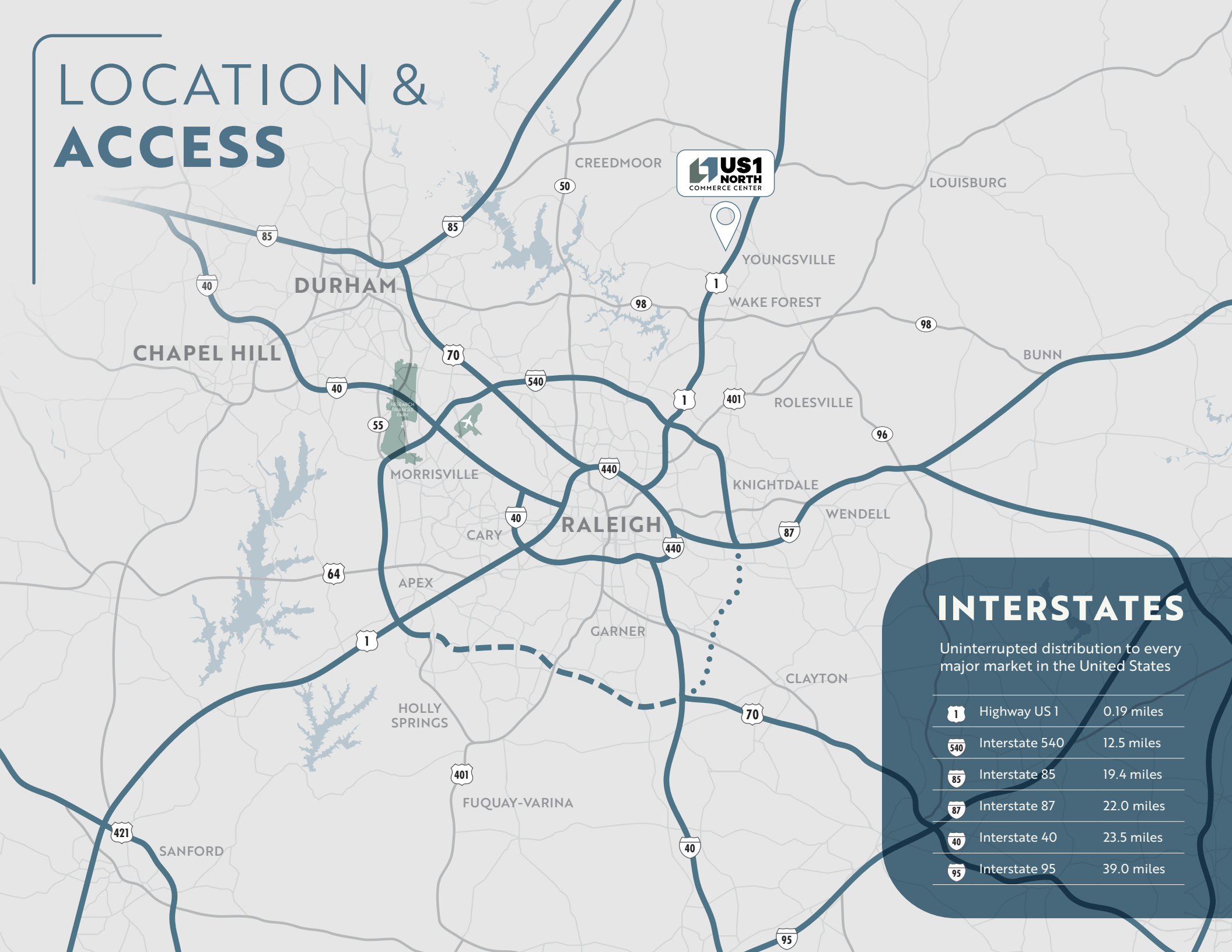


RICHLAND CREEK  
ELEMENTARY SCHOOL

## AREA EMPLOYERS



# LOCATION & ACCESS



## INTERSTATES

Uninterrupted distribution to every major market in the United States

	Highway US 1	0.19 miles
	Interstate 540	12.5 miles
	Interstate 85	19.4 miles
	Interstate 87	22.0 miles
	Interstate 40	23.5 miles
	Interstate 95	39.0 miles

# AIRPORTS



- |   |                                 |           |
|---|---------------------------------|-----------|
| 1 | Raleigh-Durham International    | 27 miles  |
| 2 | Fayetteville Regional           | 90 miles  |
| 3 | Piedmont Triad International    | 94 miles  |
| 4 | Charlotte Douglas International | 174 miles |

# SEAPORTS



- |   |                   |           |
|---|-------------------|-----------|
| 1 | Wilmington, NC    | 150 miles |
| 2 | Morehead City, NC | 161 miles |
| 3 | Norfolk, VA       | 165 miles |
| 4 | Charleston, SC    | 301 miles |
| 5 | Savannah, GA      | 344 miles |
| 6 | Jacksonville, FL  | 475 miles |



150 MILES

300 MILES

450 MILES

# LOCATION & ACCESS



**ALEXIS LAMBETH**

Partner, Industrial Services  
alexis.lambeth@foundrycommercial.com  
(919) 524.3593

**JIM ALLAIRE**

Principal  
jim.allaire@foundrycommercial.com  
(919) 270-9216

