

WINSLOW CENTER

510 Williamstown Road Sicklerville, NJ 08081

 FOR LEASE

 WAREHOUSE

 6,600+/- SF



PROPERTY DESCRIPTION

- 6,600+/- SF warehouse space for lease
- 15ft. ceiling heights
- 2 loading docks
- Located behind the Winslow Shopping Center
- Minutes to the Atlantic City Expressway
- Only half an hour from Philadelphia, 1 hour to Lakewood, NJ, 2 hours to Monsey, NY
- Available immediately

LEASE RATE:

\$7.95 SF/YR (GROSS)

FOR MORE INFORMATION


Joe Riggs

 609.352.1162

 joe.riggs@naimertz.com

NAI MERTZ DISCLAIMER: NO WARRANTY OR REPRESENTATION, EXPRESS OR IMPLIED, IS MADE AS TO THE ACCURACY OF THE INFORMATION CONTAINED HEREIN, AND THE SAME IS SUBMITTED SUBJECT TO ERRORS, OMISSIONS, CHANGE OF PRICE, RENTAL OR OTHER CONDITIONS, PRIOR SALE, LEASE OR FINANCING, OR WITHDRAWAL WITHOUT NOTICE, AND OF ANY SPECIAL LISTING CONDITIONS IMPOSED BY OUR PRINCIPALS NO WARRANTIES OR REPRESENTATIONS ARE MADE AS TO THE CONDITION OF THE PROPERTY OR ANY HAZARDS CONTAINED THEREIN ARE ANY TO BE IMPLIED. OUTLINES ARE APPROXIMATE AND SHOWN ONLY TO IDENTIFY THE PARCEL IN CONSIDERATION.


NAI Mertz

 NAI Mertz | 21 Roland Avenue
Mount Laurel, NJ 08054
856.234.9600 | naimertz.com



WINSLOW CENTER

510 Williamstown Road Sicklerville, NJ 08081

 FOR LEASE
 WAREHOUSE
 6,600+/- SF



FOR MORE INFORMATION


Joe Riggs

 609.352.1162

 joe.riggs@naimertz.com

NAI MERTZ DISCLAIMER: NO WARRANTY OR REPRESENTATION, EXPRESS OR IMPLIED, IS MADE AS TO THE ACCURACY OF THE INFORMATION CONTAINED HEREIN, AND THE SAME IS SUBMITTED SUBJECT TO ERRORS, OMISSIONS, CHANGE OF PRICE, RENTAL OR OTHER CONDITIONS, PRIOR SALE, LEASE OR FINANCING, OR WITHDRAWAL WITHOUT NOTICE, AND OF ANY SPECIAL LISTING CONDITIONS IMPOSED BY OUR PRINCIPALS NO WARRANTIES OR REPRESENTATIONS ARE MADE AS TO THE CONDITION OF THE PROPERTY OR ANY HAZARDS CONTAINED THEREIN ARE ANY TO BE IMPLIED. OUTLINES ARE APPROXIMATE AND SHOWN ONLY TO IDENTIFY THE PARCEL IN CONSIDERATION.

NAI Mertz

 NAI Mertz | 21 Roland Avenue
Mount Laurel, NJ 08054
856.234.9600 | naimertz.com



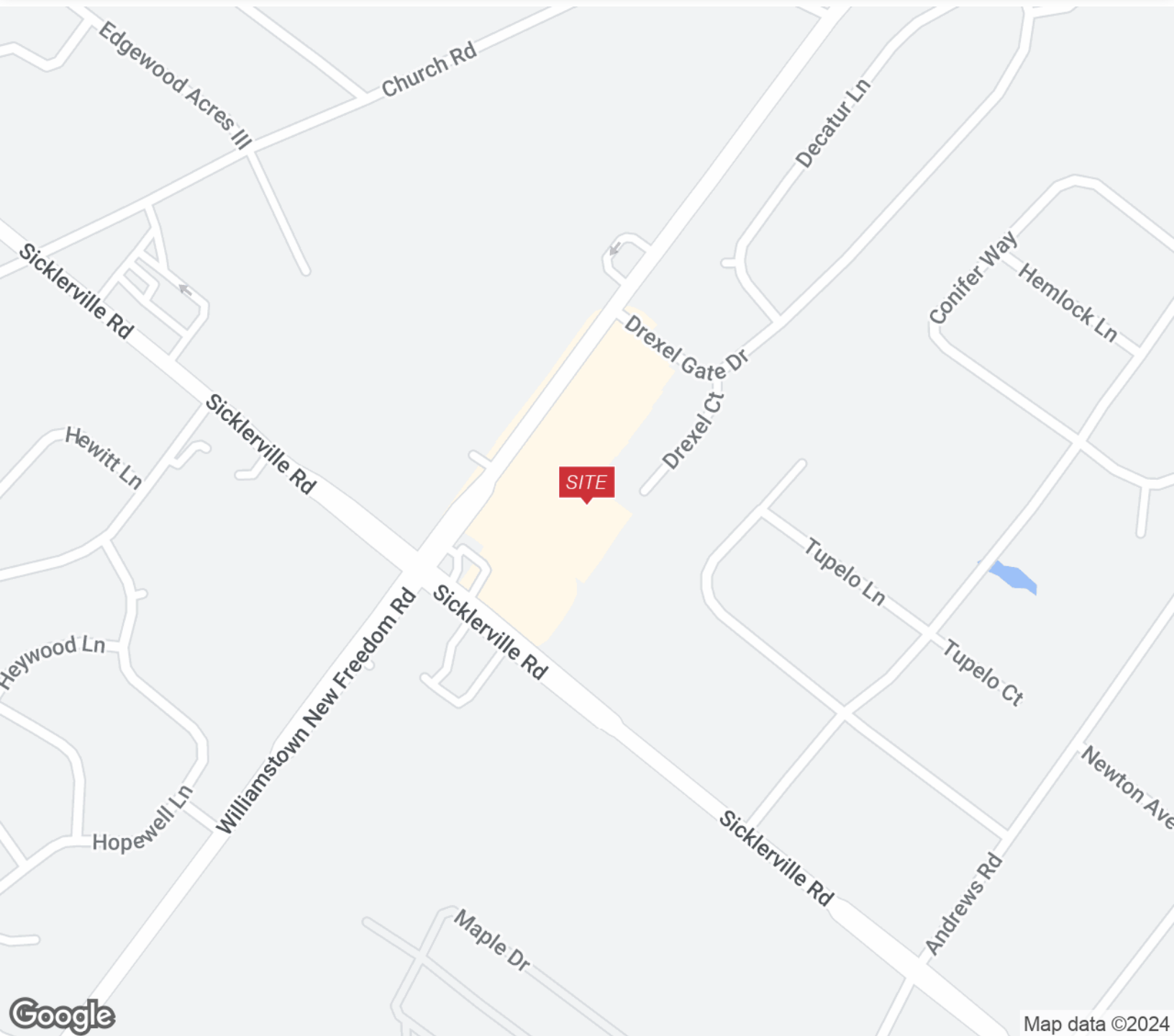
WINSLOW CENTER

510 Williamstown Road Sicklerville, NJ 08081

 FOR LEASE

 WAREHOUSE

 6,600+/- SF



FOR MORE INFORMATION


Joe Riggs

 609.352.1162

 joe.riggs@naimertz.com

NAI MERTZ DISCLAIMER: NO WARRANTY OR REPRESENTATION, EXPRESS OR IMPLIED, IS MADE AS TO THE ACCURACY OF THE INFORMATION CONTAINED HEREIN, AND THE SAME IS SUBMITTED SUBJECT TO ERRORS, OMISSIONS, CHANGE OF PRICE, RENTAL OR OTHER CONDITIONS, PRIOR SALE, LEASE OR FINANCING, OR WITHDRAWAL WITHOUT NOTICE, AND OF ANY SPECIAL LISTING CONDITIONS IMPOSED BY OUR PRINCIPALS NO WARRANTIES OR REPRESENTATIONS ARE MADE AS TO THE CONDITION OF THE PROPERTY OR ANY HAZARDS CONTAINED THEREIN ARE ANY TO BE IMPLIED. OUTLINES ARE APPROXIMATE AND SHOWN ONLY TO IDENTIFY THE PARCEL IN CONSIDERATION.


NAI Mertz

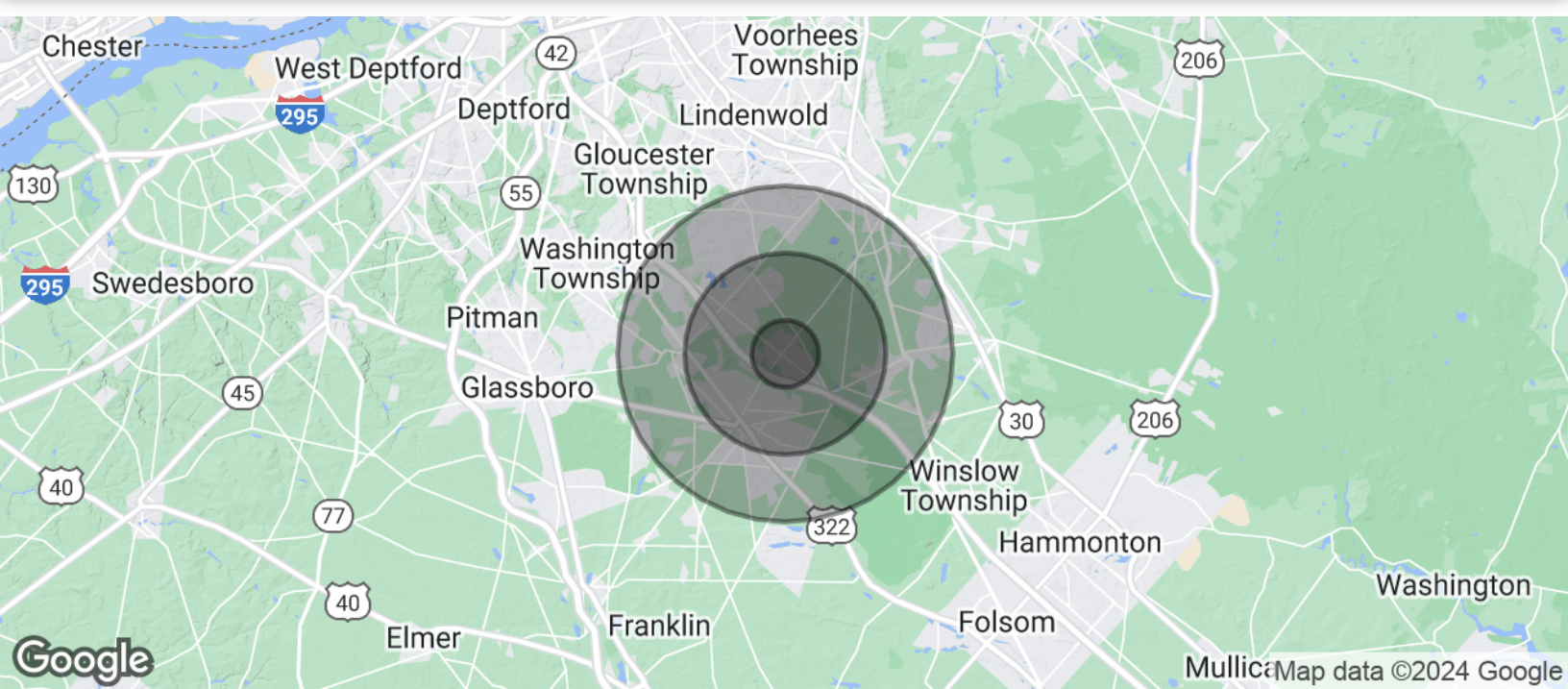
 **NAI Mertz** | 21 Roland Avenue
Mount Laurel, NJ 08054
856.234.9600 | naimertz.com



WINSLOW CENTER

510 Williamstown Road Sicklerville, NJ 08081

-  FOR LEASE
-  WAREHOUSE
-  6,600+/- SF



POPULATION	1 MILE	3 MILES	5 MILES
Total Population	8,515	43,202	101,946
Average Age	33.9	36.8	36.5
Average Age (Male)	31.6	33.9	33.9
Average Age (Female)	35.9	39.3	38.6

HOUSEHOLDS & INCOME	1 MILE	3 MILES	5 MILES
Total Households	3,010	16,145	35,450
# of Persons per HH	2.8	2.7	2.9
Average HH Income	\$63,890	\$71,564	\$79,302
Average House Value	\$191,153	\$222,951	\$241,310

2020 American Community Survey (ACS)

FOR MORE INFORMATION


Joe Riggs

 609.352.1162

 joe.riggs@naimertz.com

NAI MERTZ DISCLAIMER: NO WARRANTY OR REPRESENTATION, EXPRESS OR IMPLIED, IS MADE AS TO THE ACCURACY OF THE INFORMATION CONTAINED HEREIN, AND THE SAME IS SUBMITTED SUBJECT TO ERRORS, OMISSIONS, CHANGE OF PRICE, RENTAL OR OTHER CONDITIONS, PRIOR SALE, LEASE OR FINANCING, OR WITHDRAWAL WITHOUT NOTICE, AND OF ANY SPECIAL LISTING CONDITIONS IMPOSED BY OUR PRINCIPALS NO WARRANTIES OR REPRESENTATIONS ARE MADE AS TO THE CONDITION OF THE PROPERTY OR ANY HAZARDS CONTAINED THEREIN ARE ANY TO BE IMPLIED. OUTLINES ARE APPROXIMATE AND SHOWN ONLY TO IDENTIFY THE PARCEL IN CONSIDERATION.

NAI Mertz

 NAI Mertz | 21 Roland Avenue
Mount Laurel, NJ 08054
856.234.9600 | naimertz.com

