

















## LEGEND

	
	EXISTING 1" PIPE
	EXISTING 1 1/4" PIPE
	EXISTING 1 1/2" PIPE
	EXISTING 2" PIPE
	EXISTING 2 1/2" PIPE
	EXISTING 3" PIPE
	EXISTING 4" PIPE
	EXISTING 5" PIPE
	EXISTING 6" PIPE
	EXISTING 8" PIPE
	EXISTING 10" PIPE
	EXISTING 12" PIPE
	EXISTING 16" PIPE
	EXISTING 18" PIPE
	EXISTING 24" PIPE
	PRESSURE REDUCING STATION
	POINT OF CHANGE IN PIPE SIZE