





### Keynotes

- |   |  |
|---|--|
| <p>1 REMOVE EXISTING WALL COMPLETE. PATCH ADJACENT SURFACES TO MATCH EXISTING.</p> <p>2 REMOVE EXISTING FLOORING COMPLETE. PREP. FOR NEW FLOOR INSTALLATION</p> <p>3 REMOVE EXISTING TOILET PARTITIONS COMPLETE. PATCH ADJACENT SURFACES TO MATCH EXISTING.</p> <p>4 REMOVE EXISTING DOOR AND FRAME. PREPARE OPENING AS SHOWN ON FLOOR PLAN. STORE DOOR FOR OWNER.</p> <p>5 REMOVE EXISTING BASE CABINET TO ALLOW FOR HANDICAP ACCESSIBILITY. SEE FLOOR PLAN AND INTERIOR ELEVATIONS FOR RECONSTRUCTION.</p> <p>6 REMOVE EXISTING URINAL/TOILET FIXTURE COMPLETE. CAP EXISTING PLUMBING CONNECTIONS BELOW FINISH SURFACES.</p> <p>7 RELOCATE EXISTING TOILET/URINAL TO MEET ADA REQUIREMENTS. SEE FLOOR PLAN AND INTERIOR ELEVATIONS.</p> <p>8 REMOVE EXISTING DOOR AND FRAME COMPLETE. STORE DOOR FOR OWNER.</p> <p>9 NOT USED.</p> <p>10 REMOVE EXISTING T-BAR CEILING COMPLETE. REMOVE EXISTING 12x12 TILE CEILING COMPLETE. PREPARE SUBSTRATE FOR DRYWALL. SEE REFLECTED CEILING PLAN FOR NEW FIXTURE LAYOUT.</p> | <p>11 REMOVE EXISTING 12x12 TILE CEILING COMPLETE. PREPARE SUBSTRATE FOR DRYWALL.</p> <p>12 REMOVE EXISTING CASEWORK COMPLETE</p> <p>13 SAND EXISTING METAL STAIR STRUCTURE AND TREADS. LANDING OF ALL PAINT</p> <p>14 REMOVE WALL FOR INSTALLATION OF NEW DOOR. PROVIDE NEW HEADER. SEE FLOOR PLAN.</p> <p>15 NOT USED.</p> <p>16 STRIP EXISTING RAILING OF ALL PAINT FOR NEW PAINT.</p> <p>17 STRIP EXISTING HANDRAIL OF ALL VARNISH FOR NEW STAIN AND VARNISH.</p> <p>18 REMOVE EXISTING GYPSUM BOARD TO EXPOSE EXISTING OPENING PATCH ADJACENT SURFACES TO MATCH EXISTING. SEE FLOOR PLAN.</p> <p>19 REMOVE EXISTING WOOD CAP.</p> <p>20 SALVAGE STAINLESS STEEL TOILET ACCESSORIES AND MIRRORS FOR REUSE. TOILET SEAT DISPENSER, SOAP DISPENSER, PAPER TOWEL/TRASH. STORE FOR REUSE.</p> <p>21 REMOVE EXISTING WALL COMPLETE AND ADD NEW 12 GAUGE SUPPORT WIRE AT EXISTING CEILING JOISTS AT 4'-0" O.C.</p> |
|---|--|

### Wall Legend

- |   |                                      |
|---|--------------------------------------|
|  | EXISTING WALL                        |
|  | EXISTING WALL TO BE REMOVED          |
|  | EXISTING CONCRETE WALL               |
|  | EXISTING CONCRETE WALL TO BE REMOVED |



**Caruana & Associates**  
**Office Building**  
 3633 Long Beach Blvd.

|           |            |           |
|-----------|------------|-----------|
| Date:     | Scale:     | Sheet No. |
| 11.07.02  | 1/4"=1'-0" | A-4       |
| Drawn by: | Job No:    |           |
| CR        | 02-172     |           |