



MARRIOTT **RESORT**
WAIKIKI BEACH




The property

Waikiki Beach Marriott Resort & Spa is a recently elevated beachfront hotel with unparalleled service, thoughtful amenities and sweeping views of the Pacific Ocean. Located next to Diamond Head Crater in Waikiki Beach, this Honolulu hotel boasts 5.2 oceanfront acres with swaying palm trees and unique shops. A perfect home for unique retailers looking to service the Waikiki visitor.

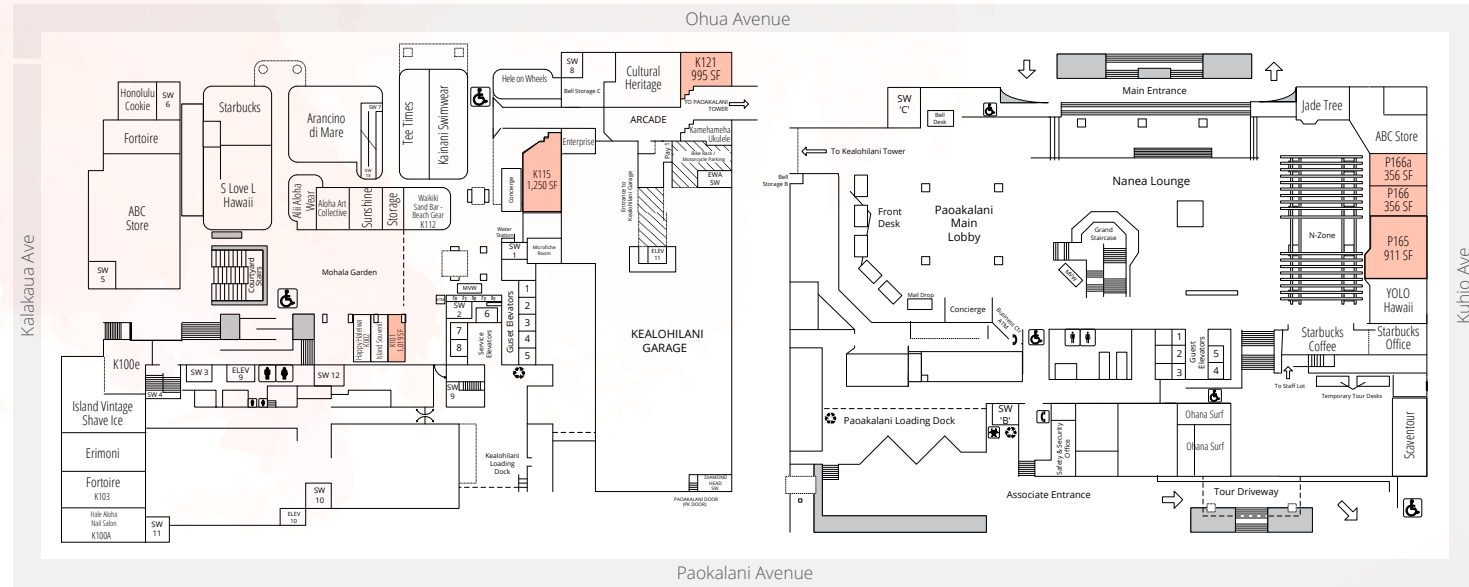
Property Information

Towers	2 Towers
Total Rooms	1310 rooms
	\$100 M renovation
Term	1-5 years
Base Rent	Upon Request
Percentage Rent	Negotiable
CAM	Upon Request



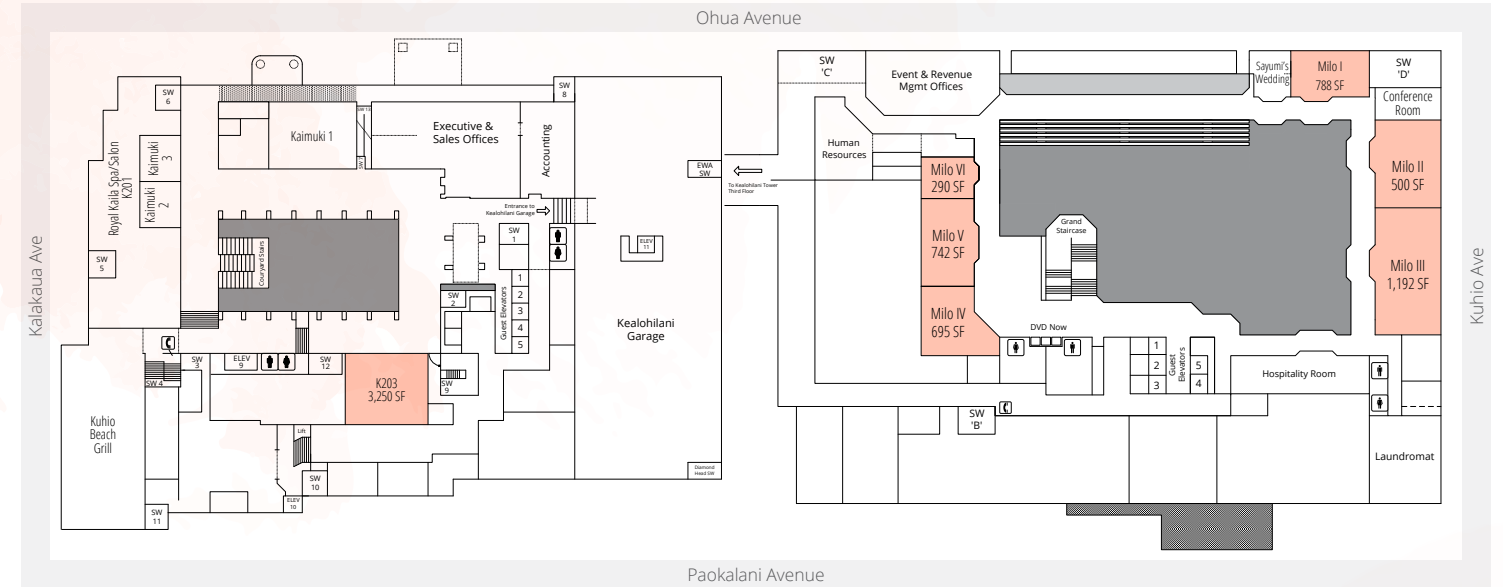
Floor plans

Ground Floor

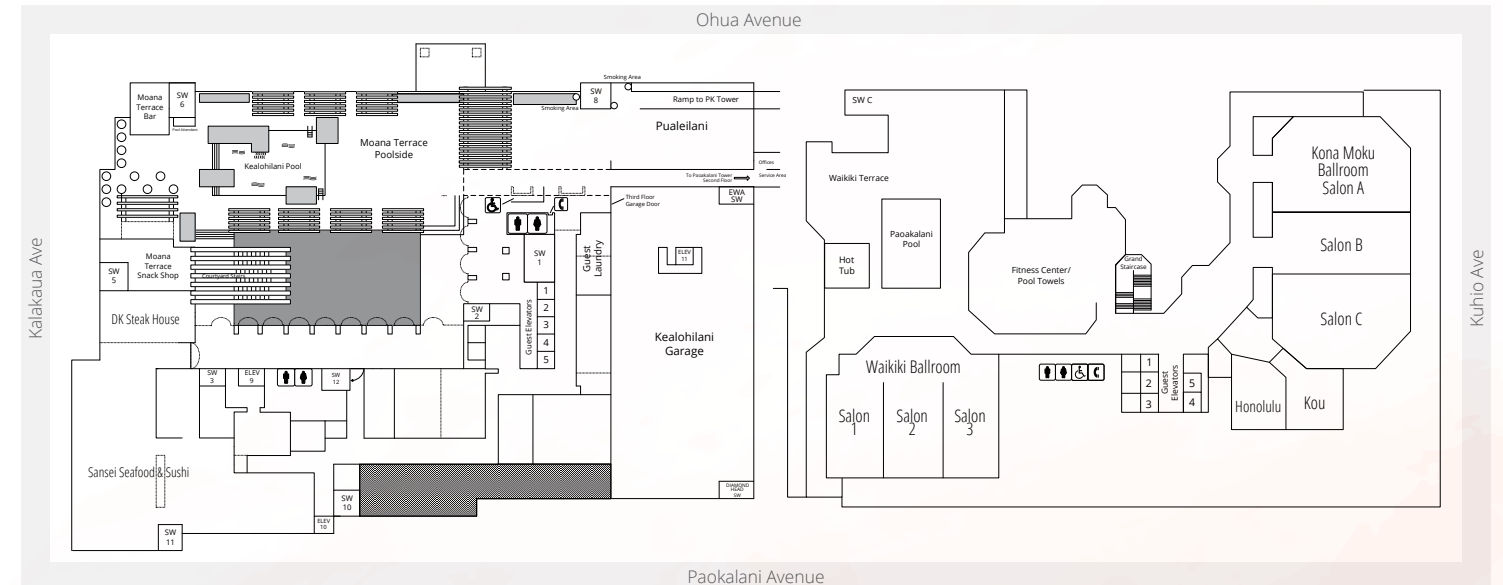


Floor plans

Second Floor



Third Floor



Waikiki Hotels

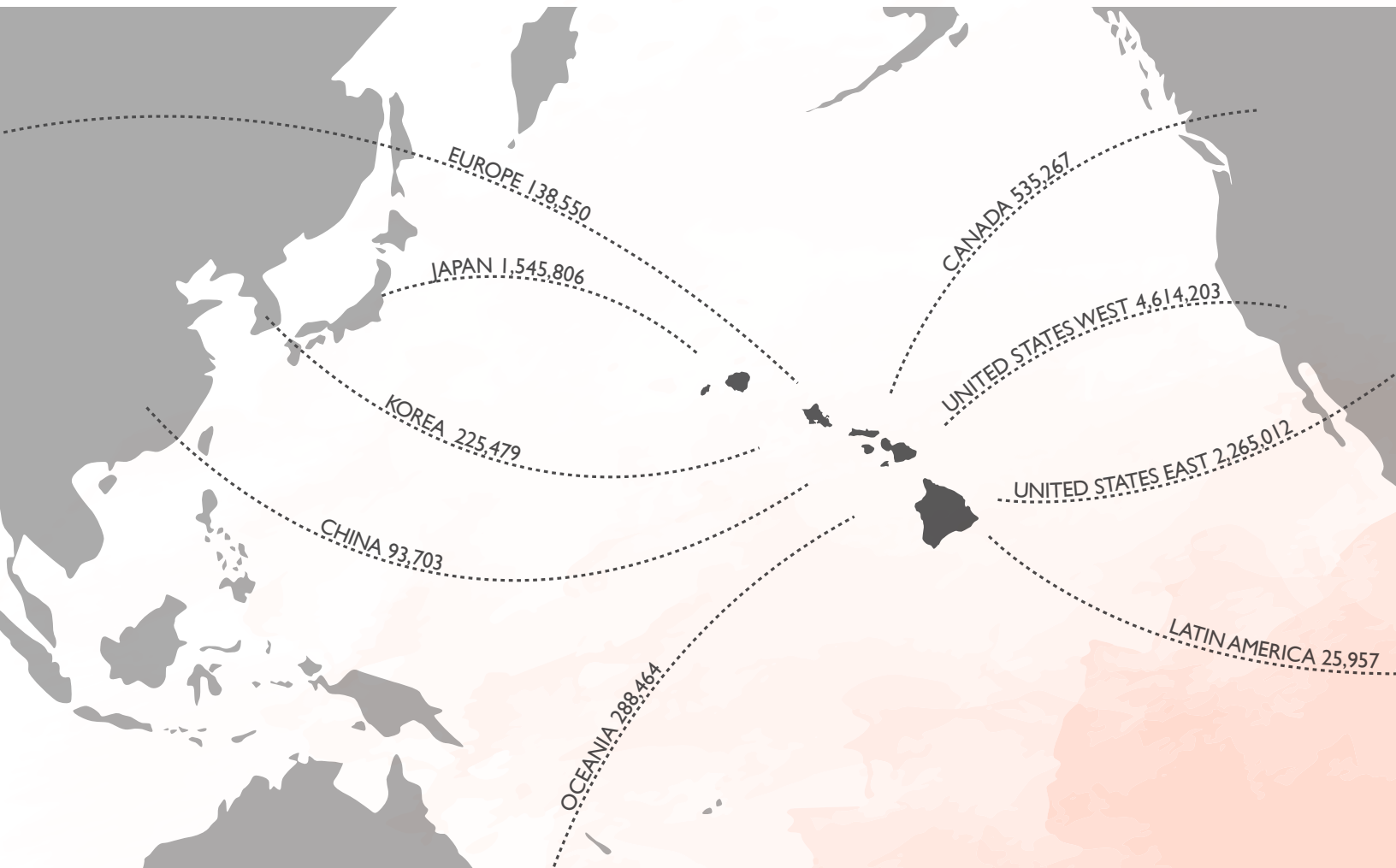


Tourism facts

Pre-pandemic, Oahu recorded \$8.19 billion in visitor spending. The Chinese, Korean, and Japanese visitors boast the highest per person per day spending and play a large part of Kalakaua Avenue's high ranking in the U.S. for retail sales and landlord rents. On average, there are approximately 250,000 tourists a day in Hawaii.

 10.42 MIL Total Visitor Arrivals	 17,754.4 MIL Total Visitor Expenditures	 \$195.3 Average Spending PPPD
 8.72 DAYS Average Length of Stay	 90,892,483 Average Visitor Days	 \$1,703.0 Average Spending PPPT
 4.65M Visitors to Waikiki	 273 K Cruise Ship Arrivals	 995,210 Arrivals during busiest month (July)

* 2019 data provided by the Department of Business, Economic Development & Tourism



UNITED STATES

Total Visitor:6,879,214
 Avg LOS:8.99 days
 Total Visitor Exp:\$11,669.9 million
 Avg spending PPPD:\$188.7
 Avg spending PPPT:\$1,696.4

JAPAN

Total Visitors:1,545,806
 Avg LOS:5.90 days
 Total Visitor Exp:\$2,187.2 million
 Avg spending PPPD:\$239.8
 Avg spending PPPT:\$1,414.9

CANADA

Total Visitor:535,267
 Avg LOS:12.13 days
 Total Visitor Exp:\$1,073.5 million
 Avg spending PPPD:\$165.3
 Avg spending PPPT:\$2,005.6

OCEANIA

Total Visitor:362,360
 Avg LOS:9.41 days
 Total Visitor Exp:\$883.4 million
 Avg spending PPPD:\$259.0
 Avg spending PPPT:\$2,437.9

SOUTH KOREA

Total Visitor:225,479
 Avg LOS:7.64 days
 Total Visitor Exp:\$477.8
 Avg spending PPPD:\$277.4
 Avg spending PPPT:\$2,119.0

CHINA

Total Visitor:93,703
 Avg LOS:8.02 days
 Total Visitor Exp:\$ 244.3 million
 Avg spending PPPD:\$324.9
 Avg spending PPPT:\$2,606.8



220 S. King Street, Suite 1800 | Honolulu, Hawaii 96813
808 524 2666 | colliers.com

Erin Mitsuyoshi (B), CCIM
Associate Vice President
Retail Services Division
Lic# RB-22744
808 523 9713
erin.mitsuyoshi@colliers.com

Emalia Pietsch (S)
Senior Vice President
Retail Services Division
Lic# RS-70893
808 523 9710
emalia.pietsch@colliers.com

This document has been prepared by Colliers International for advertising and general information only. Colliers International makes no guarantees, representations or warranties of any kind, expressed or implied, regarding the information including, but not limited to, warranties of content, accuracy and reliability. Any interested party should undertake their own inquiries as to the accuracy of the information. Colliers International excludes unequivocally all inferred or implied terms, conditions and warranties arising out of this document and excludes all liability for loss and damages arising there from. This publication is the copyrighted property of Colliers International and/or its licensor(s). ©2024. All rights reserved.