

**PIEDMONT PROPERTIES**  
CORFAC INTERNATIONAL

# INDUSTRIAL FOR LEASE

±40,000 SF ON ±5.12 ACRES | ZONED ML-2



**900 THOMASBORO DR, CHARLOTTE, NC 28208**

**CHRISTIAN SAMARTINO, SIOR**  
704.248.9595 | [cts@piedmontproperties.com](mailto:cts@piedmontproperties.com)



# PROPERTY HIGHLIGHTS

900 THOMASBORO DR | CHARLOTTE, NC 28208

## SQUARE FOOTAGE

±40,000 SF TOTAL

±4,800 SF shop building

±35,200 SF warehouse

» ±4,967 SF office/showroom

» ±770 SF mezzanine

## ACREAGE

±5.12 acres

## LOADING

1 dock high door

3 drive-in doors (oversized)

## CEILING HEIGHT

16' 3" clear height


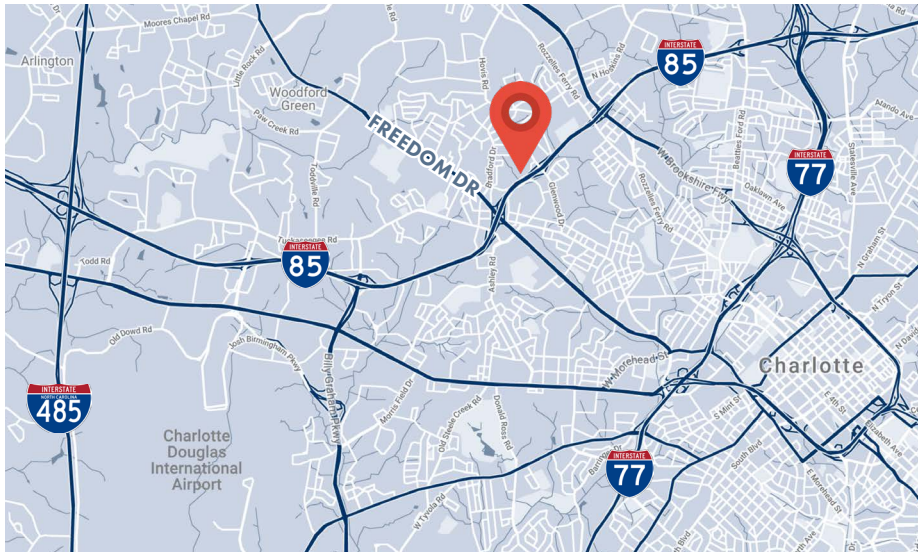
## ZONING

Zoned ML-2

## LOCATION

Interstate visibility on I-85

**CONTACT BROKER FOR LEASE RATE**




900 THOMASBORO DR | CHARLOTTE, NC 28208



# FLOOR PLAN - SMALL BUILDING

900 THOMASBORO DR | CHARLOTTE, NC 28208



900 Thomasboro Avenue  
4,800 SF



# PHOTOS

900 THOMASBORO DR | CHARLOTTE, NC 28208





# INTERSTATE ACCESS

900 THOMASBORO DR | CHARLOTTE, NC 28208



**PIEDMONT PROPERTIES**  
CORFAC INTERNATIONAL

**CHRISTIAN SAMARTINO, SIOR**  
704.248.9595  
[cts@piedmontproperties.com](mailto:cts@piedmontproperties.com)

Disclaimer: All information contained herein has been obtained from sources believed reliable. However, no warranty or representation, express or implied, is made as to the accuracy or completeness of the information. Property availability, pricing, specifications, terms, and conditions are subject to change, withdrawal, or prior sale or lease without notice.