

±10,350 SF Commercial Building in Porterville, CA



OFFERING SUMMARY

Lease Rate:	\$0.50 SF/month (MG)
Available SF:	10,350 SF
Building Size:	10,350 SF
Office:	1,000 SF
Lot Size:	11,480 SF
Zoning:	D-GC (General Commercial)
Market:	Visalia/Porterville
Submarket:	Porterville
Cross Streets:	D St & Walnut Ave
APN:	260-225-012

PROPERTY HIGHLIGHTS

- ±10,350 SF of Commercial Space w/ ±1,000 Office in Porterville, CA
- Superior Location w/ Limited Competition | Strategic Trade Area
- 16' Ceiling Height | (1) 10' x 10' Ground Level Door w/ Alley Loading
- Excellent Location, Great Tenant Mix, High Traffic Flows
- Quality Construction | Well Maintained | Economical Space
- Convenient Location w/ Access to CA-65 & CA-190
- Large Commercial Building w/ Small Office + Storage
- Nice Economical and Functional Space Layout
- Previously Operated As Discount & Wholesale Stores
- Close Proximity to Major Traffic Generators
- Flexible Zoning that Allows Many Uses
- Located Within Minutes From Corporate Neighbors

Jared Ennis
CalDRE #01945284
Executive Vice President
jared@centralcacommercial.com
559.705.1000

Kevin Land
CalDRE #01516541
Executive Managing Director
kevin@centralcacommercial.com
559.705.1000

Central CA Commercial
Investments | Industrial | Office
Multifamily | Retail | Land | Specialty
CentralCaCommercial.com

We obtained the information above from sources we believe to be reliable. However, we have not verified its accuracy and make no guarantee, warranty or representation about it. It is submitted subject to the possibility of errors, omissions, change of price, rental or other conditions, prior sale, lease or financing, or withdrawal without notice. We include projections, opinions, assumptions or estimates for example only, and they may not represent current or future performance of the property. You and your tax and legal advisors should conduct your own investigation of the property and transaction.

±10,350 SF Commercial Building in Porterville, CA

PROPERTY DESCRIPTION

±10,350 SF available office/warehouse building in the heart of Porterville, CA. The space features a spacious open warehouse with a ±1,000 SF office and private restroom. The building offers 16' clear height, (1) 10x10 roll up door with alley loading access, new roof (2020), & LED lighting throughout. The space was previously occupied by two different tenants over the past few decades as a successful discount store and has most recently served as a wholesale warehouse for the past few years. The space is ideal for storage, inventory, or machinery, offering flexibility to accommodate a variety of commercial operations.

LOCATION DESCRIPTION

Property is well located in the downtown entry off Main Street and Olive Avenue just East of Highway 65, West of Plano Street, North of Highway 190, and south of Olive Avenue on "D" Street in Porterville, CA. Surrounding national tenants include Starbucks, MsDonalds, Dutch Bros, Bank of the Sierra, Wells Fargo, Panera, Marshalls, Kohls, Grocery Outlet, Citizens Bank, Cricket, Union Bank, Java Express, Beneficial State Bank, RJ's Cafe, Yum Yum Donuts, The Vault, El Tapatio, Don Vinos, and many others!



Jared Ennis

CalDRE #01945284

Executive Vice President

jared@centralcacommercial.com

559.705.1000

Kevin Land

CalDRE #01516541

Executive Managing Director



kevin@centralcacommercial.com

559.705.1000

Central CA Commercial
Investments | Industrial | Office
Multifamily | Retail | Land | Specialty
CentralCaCommercial.com

We obtained the information above from sources we believe to be reliable. However, we have not verified its accuracy and make no guarantee, warranty or representation about it. It is submitted subject to the possibility of errors, omissions, change of price, rental or other conditions, prior sale, lease or financing, or withdrawal without notice. We include projections, opinions, assumptions or estimates for example only, and they may not represent current or future performance of the property. You and your tax and legal advisors should conduct your own investigation of the property and transaction.

±10,350 SF Commercial Building in Porterville, CA



Jared Ennis
CalDRE #01945284
Executive Vice President
jared@centralcacommercial.com
559.705.1000

Kevin Land
CalDRE #01516541
Executive Managing Director
kevin@centralcacommercial.com
559.705.1000

Central CA Commercial
Investments | Industrial | Office
Multifamily | Retail | Land | Specialty
CentralCaCommercial.com

We obtained the information above from sources we believe to be reliable. However, we have not verified its accuracy and make no guarantee, warranty or representation about it. It is submitted subject to the possibility of errors, omissions, change of price, rental or other conditions, prior sale, lease or financing, or withdrawal without notice. We include projections, opinions, assumptions or estimates for example only, and they may not represent current or future performance of the property. You and your tax and legal advisors should conduct your own investigation of the property and transaction.

±10,350 SF Commercial Building in Porterville, CA



Jared Ennis
CalDRE #01945284
Executive Vice President
jared@centralcacommercial.com
559.705.1000

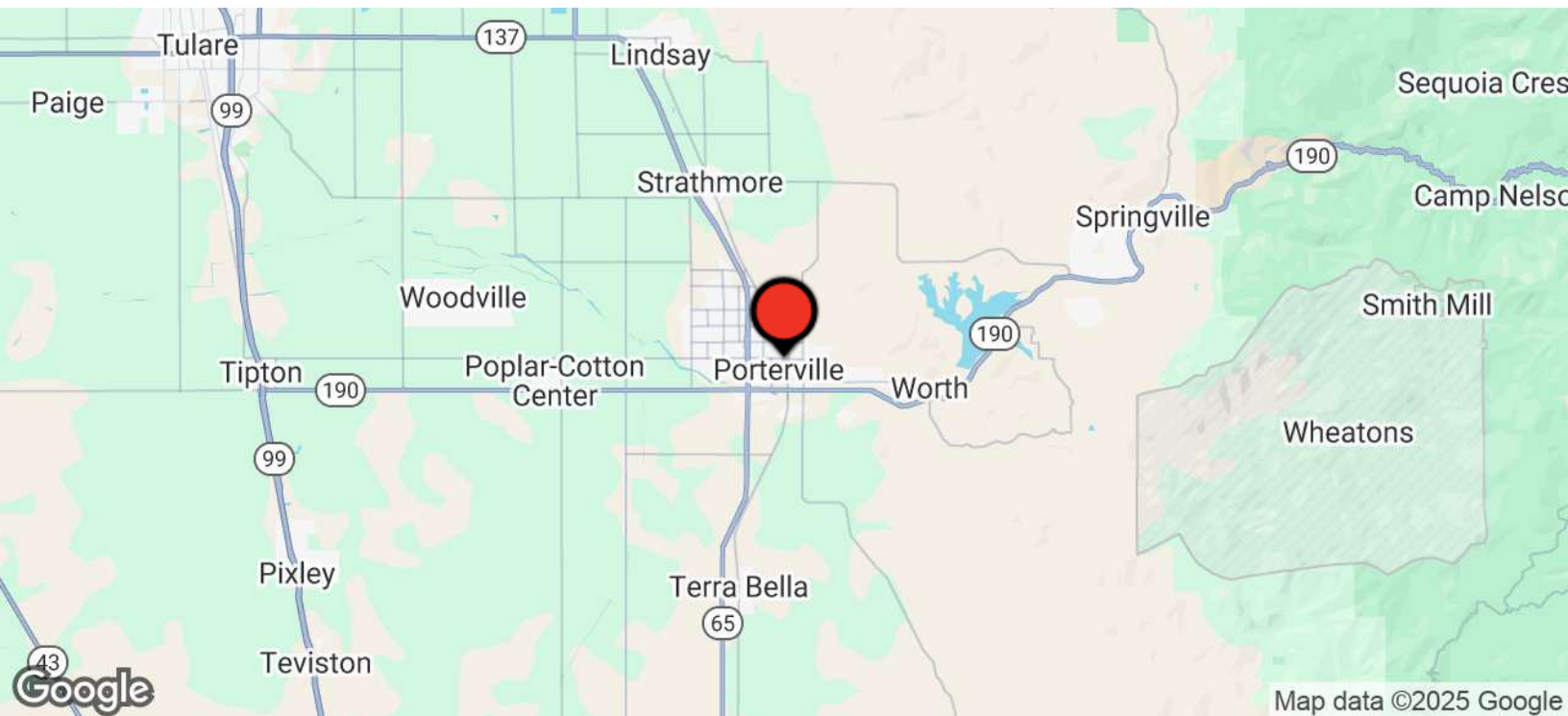
Kevin Land
CalDRE #01516541
Executive Managing Director
kevin@centralcacommercial.com
559.705.1000

Central CA Commercial
Investments | Industrial | Office
Multifamily | Retail | Land | Specialty
CentralCaCommercial.com

We obtained the information above from sources we believe to be reliable. However, we have not verified its accuracy and make no guarantee, warranty or representation about it. It is submitted subject to the possibility of errors, omissions, change of price, rental or other conditions, prior sale, lease or financing, or withdrawal without notice. We include projections, opinions, assumptions or estimates for example only, and they may not represent current or future performance of the property. You and your tax and legal advisors should conduct your own investigation of the property and transaction.



±10,350 SF Commercial Building in Porterville, CA



Jared Ennis

CalDRE #01945284

Executive Vice President

jared@centralcacommercial.com

559.705.1000

Kevin Land

CalDRE #01516541

Executive Managing Director

kevin@centralcacommercial.com

559.705.1000

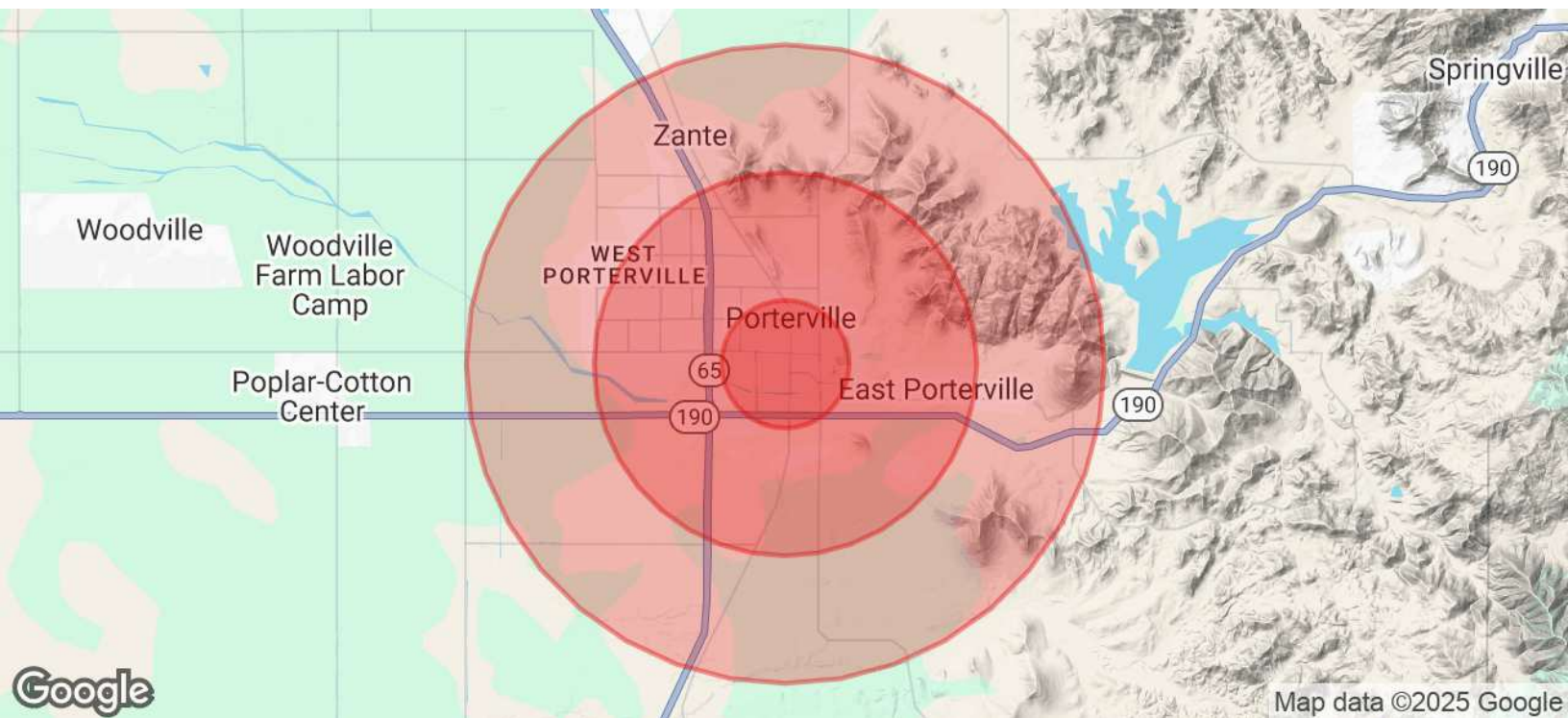
Central CA Commercial

Investments | Industrial | Office

Multifamily | Retail | Land | Specialty

CentralCaCommercial.com

±10,350 SF Commercial Building in Porterville, CA



POPULATION	1 MILE	3 MILES	5 MILES
Total Population	17,834	67,000	76,328
Average Age	33	34	34
Average Age (Male)	33	33	34
Average Age (Female)	34	35	35

HOUSEHOLDS & INCOME	1 MILE	3 MILES	5 MILES
Total Households	5,111	19,307	22,118
# of Persons per HH	3.5	3.5	3.5
Average HH Income	\$57,169	\$70,372	\$73,836
Average House Value	\$324,212	\$315,861	\$323,877

ETHNICITY (%)	1 MILE	3 MILES	5 MILES
Hispanic	80.6%	74.4%	72.6%

Jared Ennis
 CalDRE #01945284
 Executive Vice President
 jared@centralcacommercial.com
 559.705.1000

Kevin Land
 CalDRE #01516541
 Executive Managing Director
 kevin@centralcacommercial.com
 559.705.1000

Central CA Commercial
 Investments | Industrial | Office
 Multifamily | Retail | Land | Specialty
CentralCaCommercial.com

We obtained the information above from sources we believe to be reliable. However, we have not verified its accuracy and make no guarantee, warranty or representation about it. It is submitted subject to the possibility of errors, omissions, change of price, rental or other conditions, prior sale, lease or financing, or withdrawal without notice. We include projections, opinions, assumptions or estimates for example only, and they may not represent current or future performance of the property. You and your tax and legal advisors should conduct your own investigation of the property and transaction.