

MUKWONAGO CONDOS

BUILDING "A"

200 Grand Avenue
Mukwonago, WI

DRAWING INDEX:

- 6 SITE PLAN
- 4 STRUCTURAL SUMMARY, DRAWING INDEX, ADA PARKING DETAILS (PLAN REVIEW NOTES)
- 5-1 FOUNDATION PLAN & DETAILS
- 5-2 SECOND & THIRD FLOOR FRAMING PLANS
- 5-3 ROOF FRAMING PLAN
- 6 FD-1 FIRST & SECOND FLOOR FIRE SEPARATION PLANS
- 5 FD-2 THIRD FLOOR FIRE SEPARATION PLAN
- 5 FD-3 FIRE SEPARATION DETAILS
- 3 FD-4 FIRE SEPARATION DETAILS
- 3 FD-5 NOT USED
- BW-1 MAIN FLOOR WALL BRACING PLAN
- BW-2 SECOND FLOOR WALL BRACING PLAN
- BW-3 THIRD FLOOR WALL BRACING PLAN
- BW-4 WALL BRACING DETAILS

DRAWING INDEX:

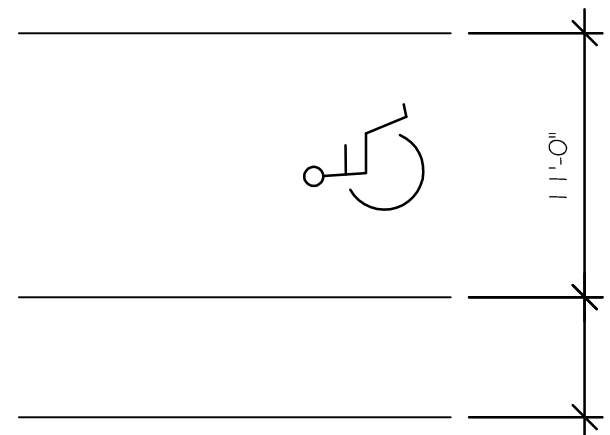
- 6 A-1 MAIN FLOOR PLAN - FIRE ALARMS ROOM PLAN
- A-2 SECOND FLOOR PLAN
- A-3 THIRD FLOOR PLAN
- A-4 ROOF PLAN
- A-5 WEST ELEVATION
- A-6 EAST ELEVATION
- A-7 NORTH & SOUTH ELEVATIONS
- A-8 ATTIC SCUTTLE DETAIL, HANDRAIL DETAIL
- 1 A-9 ADA DETAILS

PROJECT DESCRIPTION:

NEW CONDO COMPLEX WITH 31 3-STORY UNITS.

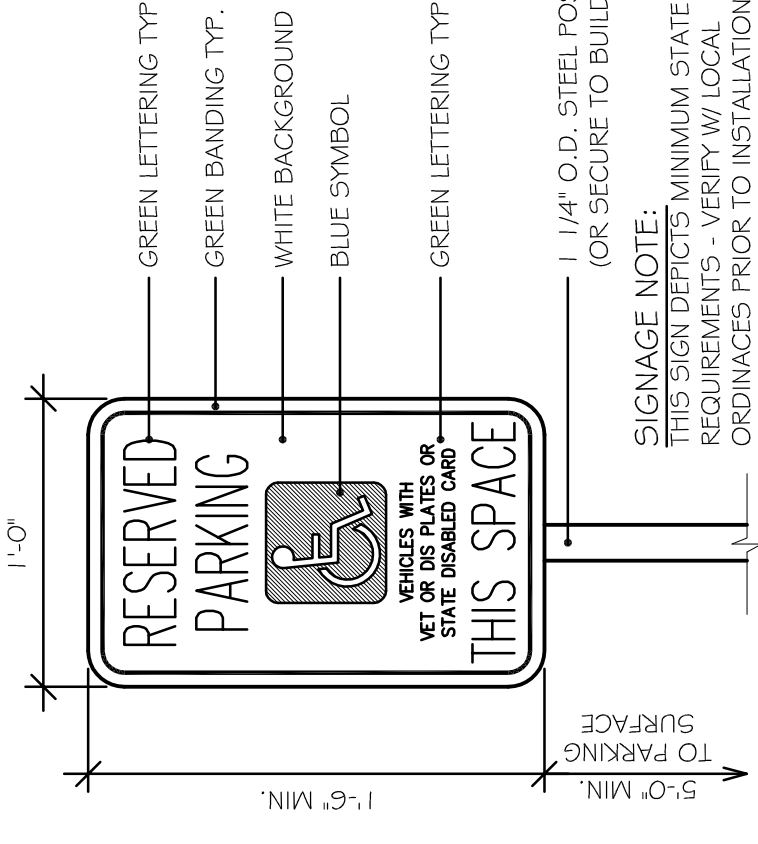
BUILDING INFORMATION:

CONSTRUCTION TYPE:	TYPE VB
BUILDING MAIN FLOOR:	2,524 S.F.
TOTAL BUILDING AREA (3 FLOORS):	7,572 S.F.
NO. OF FLOORS:	3
SINGLE UNIT FOOTPRINT:	720 S.F.
SINGLE UNIT TOTAL AREA (3 FLOORS):	2,160 S.F.
OCCUPANCY GROUP:	R-2
SPRINKLER:	NFPA 13R
BUILDING CODE:	IBC 2015
RISK CATEGORY:	TABLE 1604.5
	II



ADA PARKING SIGN DETAIL

SCALE: 1/8" = 1'-0"
2020MUKWONAGO CONDOS/MC-DRAWINGS.DWG
DATE: 9/21/2020



ADA PARKING SIGN DETAIL

SCALE: 1/8" = 1'-0"
2020MUKWONAGO CONDOS/MC-DRAWINGS.DWG
DATE: 9/21/2020

DESCRIPTION	EQUATION	USER INPUT	CALCULATED VALUES
FLOOR LOAD			
1st FLOOR LL	REF. CALCULATIONS	40 psf	40 psf
2nd FLOOR LL	REF. CALCULATIONS	40 psf	40 psf
ROOF LOAD			
ROOF LL	REF. CALCULATIONS	20 psf	20 psf
SNOW LOAD			
P	REF. CALCULATIONS	30 psf	30 psf
C	REF. CALCULATIONS	23.10 psf	23.10 psf
I	REF. CALCULATIONS	1.0	1.0
IMPORTANCE FACTOR			
G	REF. CALCULATIONS	1.00	1.00
WIND LOAD			
WIND SPEED	REF. CALCULATIONS	115 mph	115 mph
IMPORTANCE FACTOR	REF. CALCULATIONS	1.00	1.00
EXPOSURE CATEGORY	REF. CALCULATIONS	C	C
INTERNAL PRESSURE COEFF.	REF. CALCULATIONS	0.18	0.18
COMPONENTS & CLADDING	ASCE7-98 T.6-3A	63.46 psf	63.46 psf
COMPONENTS & CLADDING	ASCE7-98 T.6-3A	36.37 psf	36.37 psf
COMPONENTS & CLADDING	ASCE7-98 T.6-3A	-77.22 psf	-77.22 psf
SEISMIC DATA			
IMPORTANCE FACTOR	REF. CALCULATIONS	1.00	1.00
S	REF. CALCULATIONS	0.094	0.094
SOIL SITE CLASS	REF. CALCULATIONS	D	D
SEISMIC DESIGN CATEGORY	REF. CALCULATIONS	0.100	0.100
SEISMIC DESIGN CATEGORY	REF. CALCULATIONS	0.078	0.078
RESISTING SYSTEM	REF. CALCULATIONS	LIGHT FRAMED WOOD SHEAR WALL	
G	REF. CALCULATIONS	3.748 lbs	3.748 lbs
C	REF. CALCULATIONS	0.015	0.015
K	REF. CALCULATIONS	EQUIVALENT LATERAL FORCE PROCEDURE	
A	REF. CALCULATIONS	6.5	6.5

STRUCTURAL SUMMARY

SCALE: N.T.S.
2020MUKWONAGO CONDOS/MC-DRAWINGS.DWG
DATE: 6/8/2020

PLAN REVIEW NOTE:

THE DRAWINGS ARE REVISED TO SHOW I-HOUR FIRE PARTITIONS IN THE ATTIC SPACE SEPARATING EACH DWELLING UNIT. WITH THIS CHANGE, THERE IS NO FIRE RATING AT THE CEILING OF THE UPPER FLOOR.

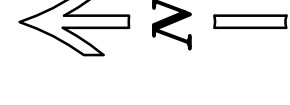
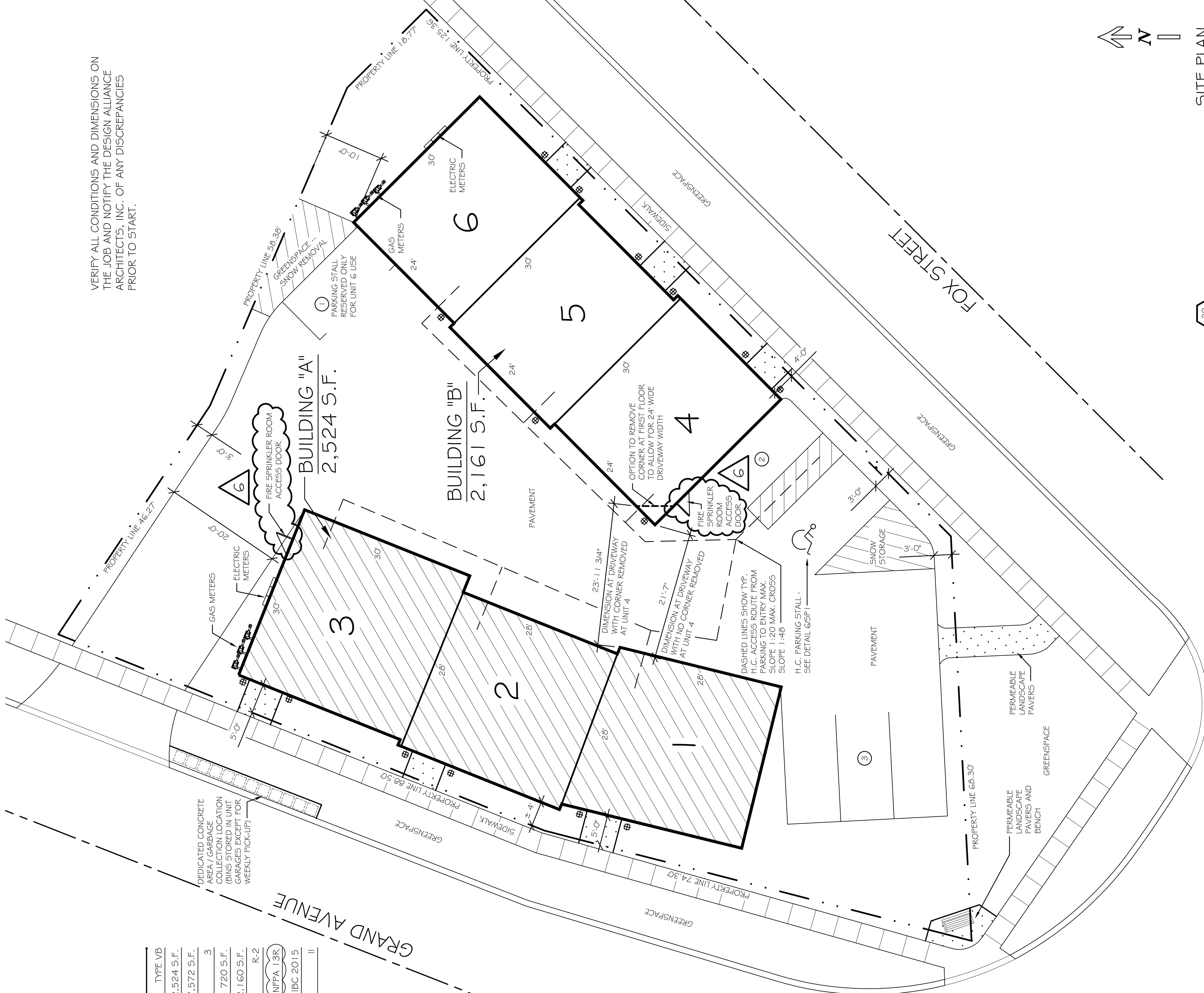
THIS CHANGE IS PRESENTED AS A MEANS TO ALLOW THE HVAC EQUIPMENT FOR EACH OF THE DWELLING UNITS TO BE INSTALLED IN THE ATTIC.

WITH THIS SUBMITTAL IS A MARKED-UP TRUSS PROFILE DRAWING THAT SHOWS THE CALCS AND MEANS OF SUPPORT FOR ADDING THE LOAD OF THE HVAC EQUIPMENT TO THE BOTTOM CHORD OF THE TRUSSES.

PLAN REVIEW NOTES

SCALE: N.T.S.
2020MUKWONAGO CONDOS/MC-DRAWINGS.DWG
DATE: 11/16/2021

VERIFY ALL CONDITIONS AND DIMENSIONS ON THE JOB AND NOTIFY THE DESIGN ALLIANCE ARCHITECTS, INC. OF ANY DISCREPANCIES PRIOR TO START.



SITE PLAN

SCALE: 1" = 10'-0"
2020MUKWONAGO CONDOS/MC-DRAWINGS.DWG
DATE: 6/8/2020

DRAWING NAMES

- SITE PLAN
- DRAWING INDEX
- ADA PARKING DETAILS
- STRUCTURAL SUMMARY
- PLAN REVIEW NOTES

REVISIONS

6	1	3/23/2022
---	---	-----------

REVISIONS

1	1	1/19/2020
2	1	7/15/2021
3	1	7/11/2021
4	1	11/16/2021
5	1	12/11/2021

PROJECT DATA

DATE: 9/29/2020
DRAWN BY: CL
CHECKED BY: P.W.

SHEET NO.

SP-1

DRAWING NAMES

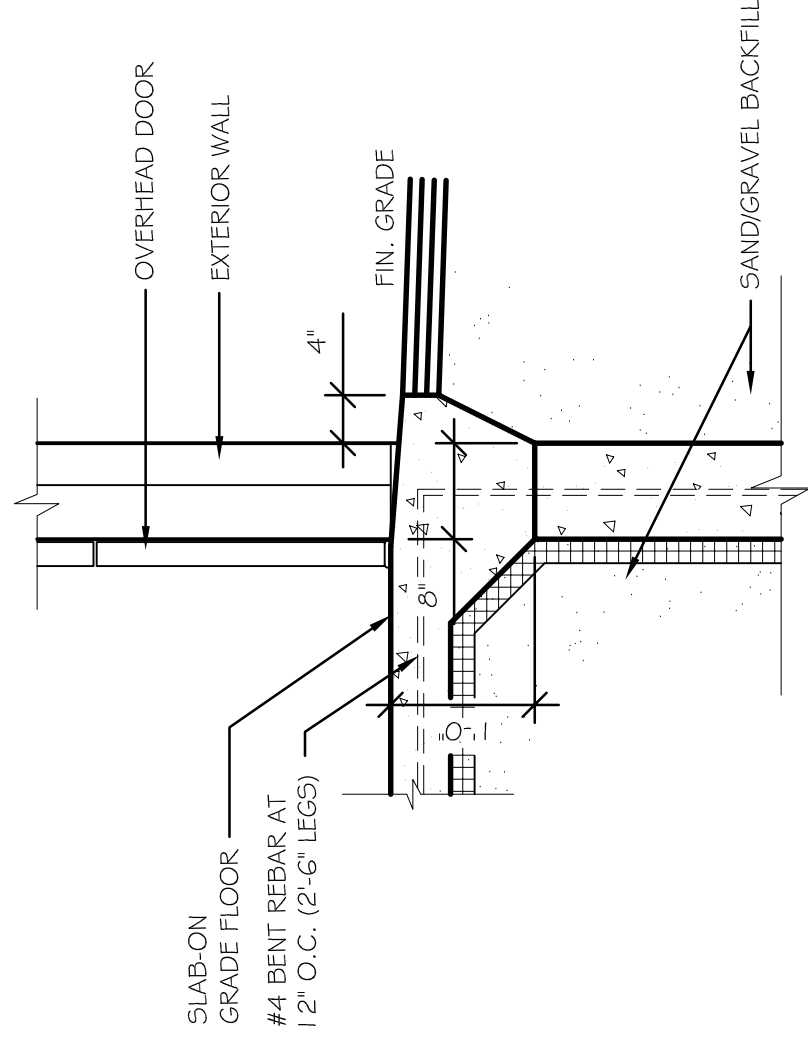
FOUNDATION PLAN

FOUNDATION DETAILS

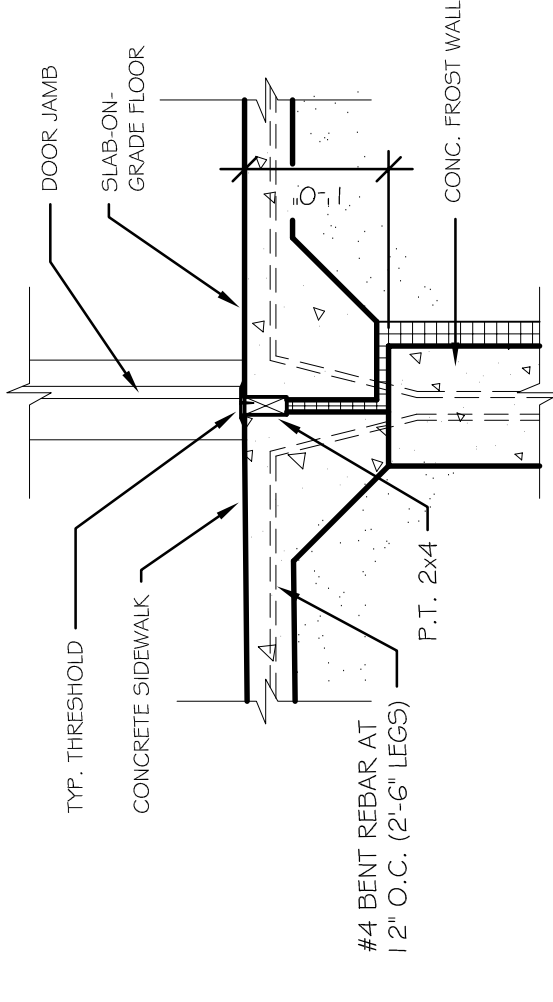
FOOTING SCHEDULE

FOOTING SCHEDULE

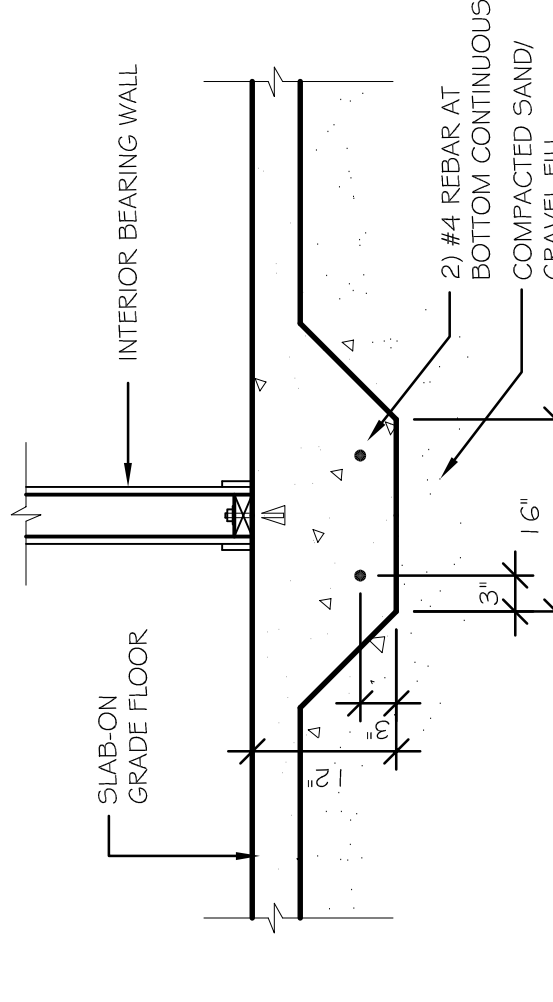
FOOTING	SIZE
F-1	1'-0" x 8" DEEP WITH 2) #4 CONTINUOUS, TYP.
F-2	2'-0" x 2'-0" x 12" DEEP WITH 5) #4 REBAR EACH WAY AT BOTTOM, TYP.
F-3	2'-0" x 8" DEEP WITH 2) #4 CONTINUOUS, TYP.
F-4	12" DIA. x 36" DEEP CONCRETE PIER



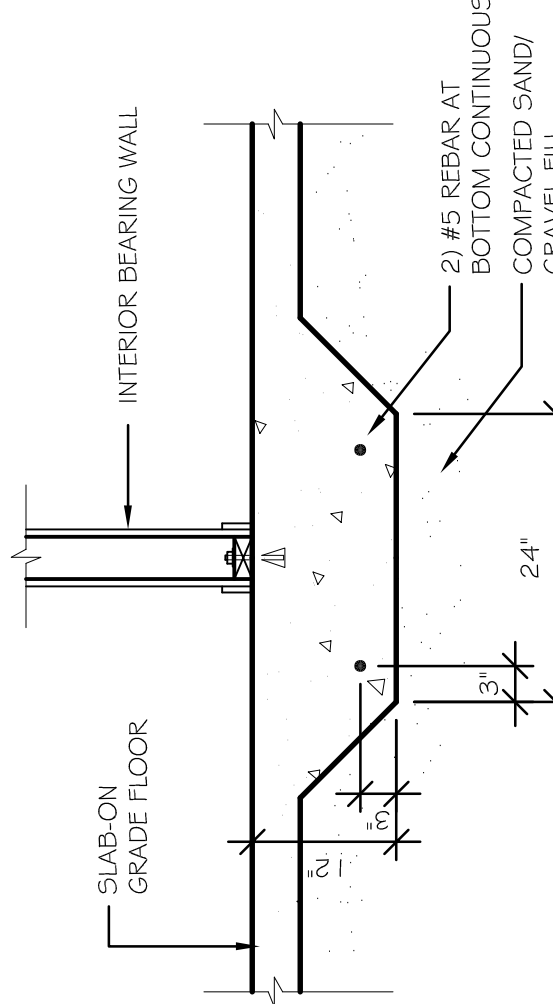
6 FOUNDATION DETAIL AT OVHD
 SCALE: 3/4" = 1'-0"
 2020MUKWONAGO CONDOS5MC-DRAWINGS.DWG
 DATE: 9/21/2020



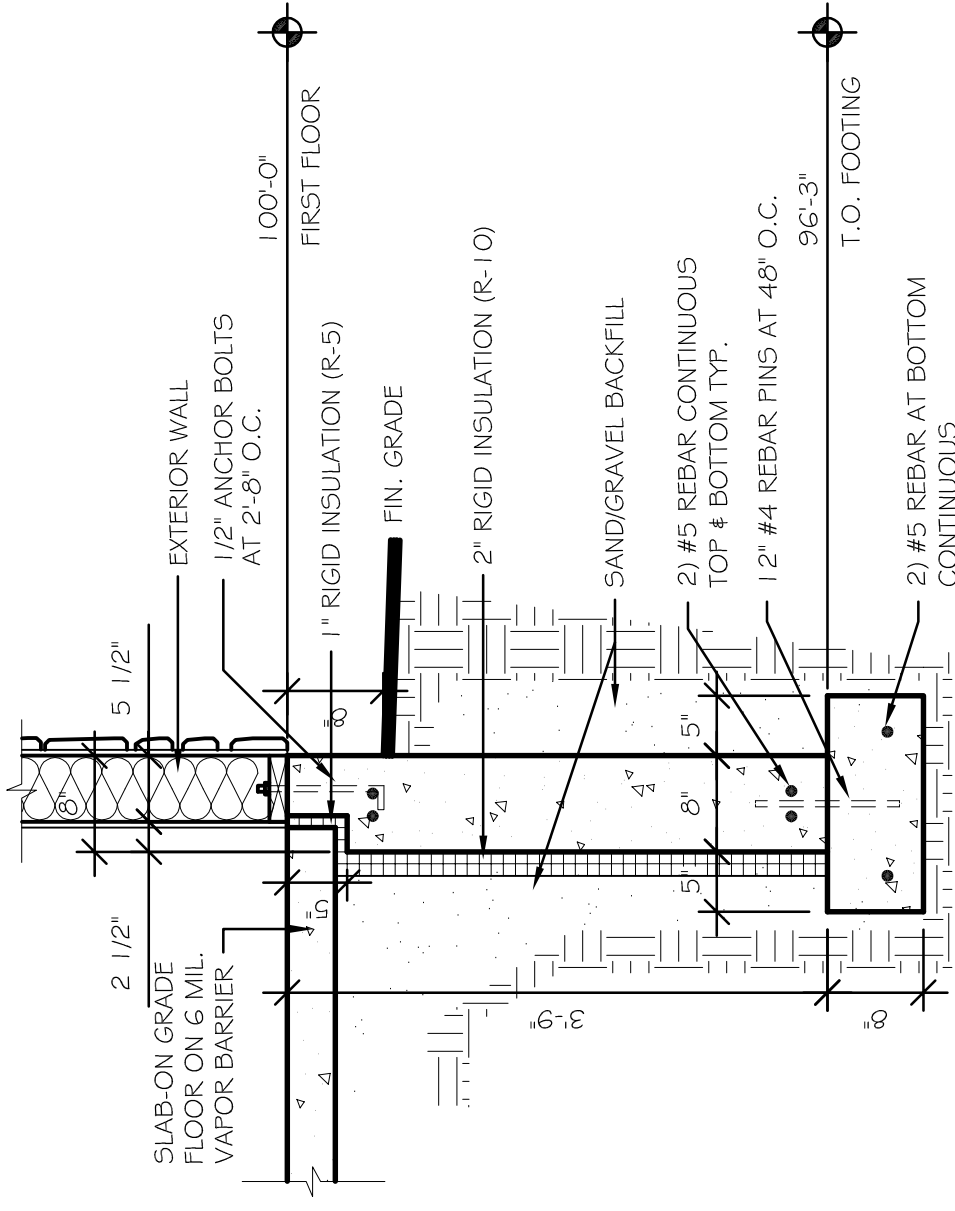
7 FOUNDATION THRESHOLD DETAIL
 SCALE: 3/4" = 1'-0"
 2020MUKWONAGO CONDOS5MC-DRAWINGS.DWG
 DATE: 9/21/2020



8 SPREAD FOOTING DETAIL
 SCALE: 3/4" = 1'-0"
 2020MUKWONAGO CONDOS5MC-DRAWINGS.DWG
 DATE: 9/21/2020

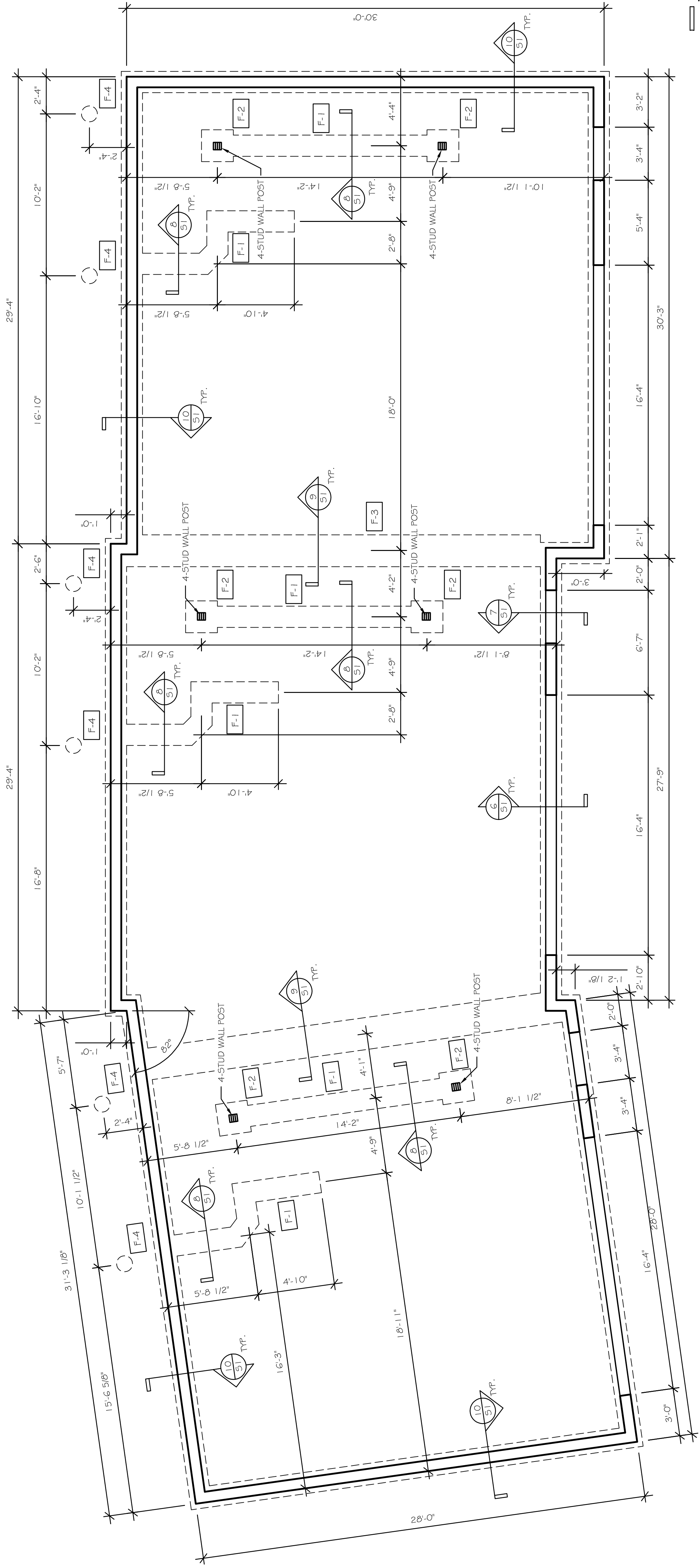


9 SPREAD FOOTING DETAIL
 SCALE: 3/4" = 1'-0"
 2020MUKWONAGO CONDOS5MC-DRAWINGS.DWG
 DATE: 9/21/2020



10 FOUNDATION DETAIL
 SCALE: 3/4" = 1'-0"
 2020MUKWONAGO CONDOS5MC-DRAWINGS.DWG
 DATE: 9/21/2020

VERIFY ALL CONDITIONS AND DIMENSIONS ON THE JOB AND NOTIFY THE DESIGN ALLIANCE ARCHITECTS, INC. OF ANY DISCREPANCIES PRIOR TO START.



16 FOOTING SCHEDULE
 SCALE: N.T.S.
 2020MUKWONAGO CONDOS5MC-DRAWINGS.DWG
 DATE: 9/21/2020

20 FOUNDATION PLAN
 SCALE: 1/4" = 1'-0"
 2020MUKWONAGO CONDOS5MC-DRAWINGS.DWG
 DATE: 9/21/2020

DRAWING NAMES

SECOND FLOOR #

THIRD FLOOR

FRAMING PLANS

REVISIONS

1 11/9/2020

PROJECT DATA

DATE: 9/29/2020

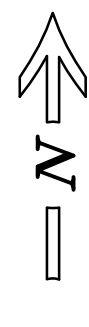
DRAWN BY: CL

CHECKED BY: P.W.

SHEET NO.

S-2

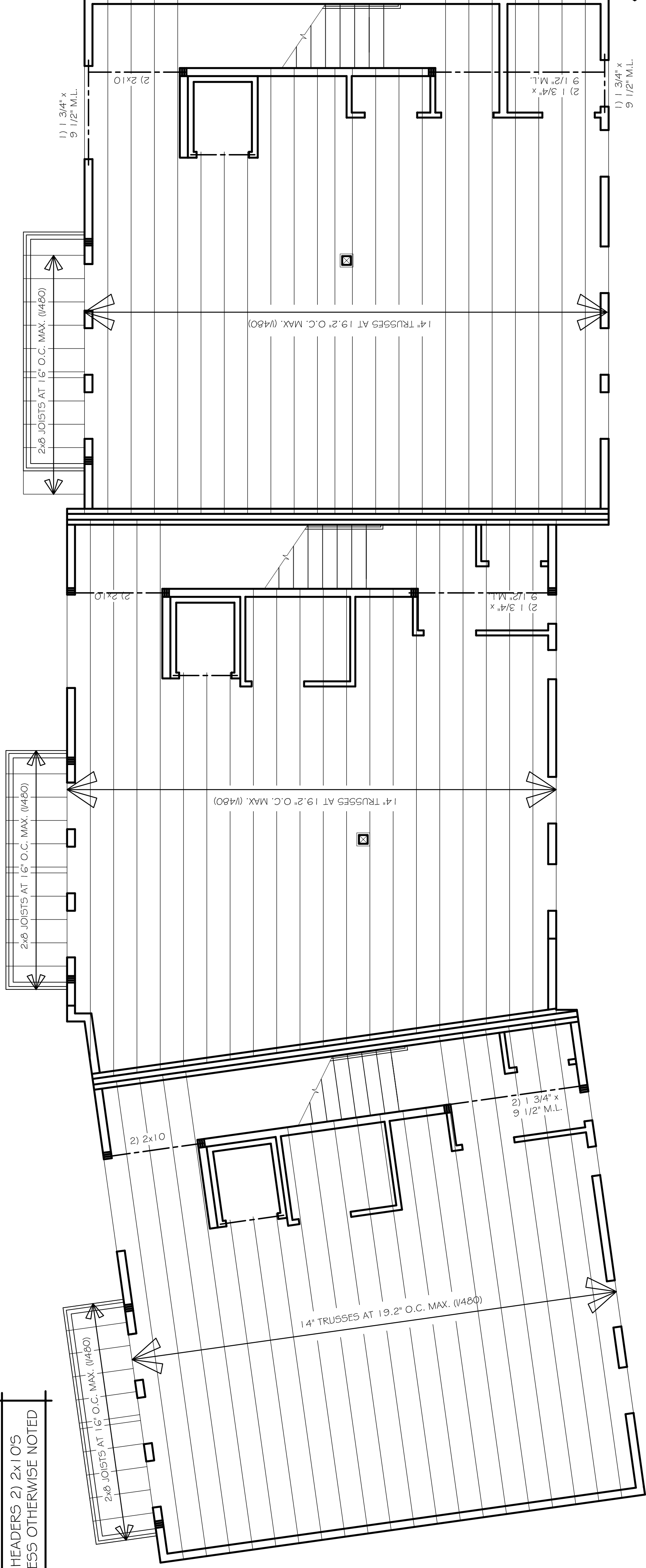
VERIFY ALL CONDITIONS AND DIMENSIONS ON THE JOB AND NOTIFY THE DESIGN ALLIANCE ARCHITECTS, INC. OF ANY DISCREPANCIES PRIOR TO START.



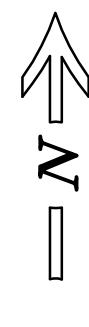
THIRD FLOOR FRAMING PLAN

SCALE: 1/4" = 1'-0"
 DRAWING NO. 2020MUKWONAGO CONDOSMCDRAWINGS015
 DATE: 9/21/2020

20 32



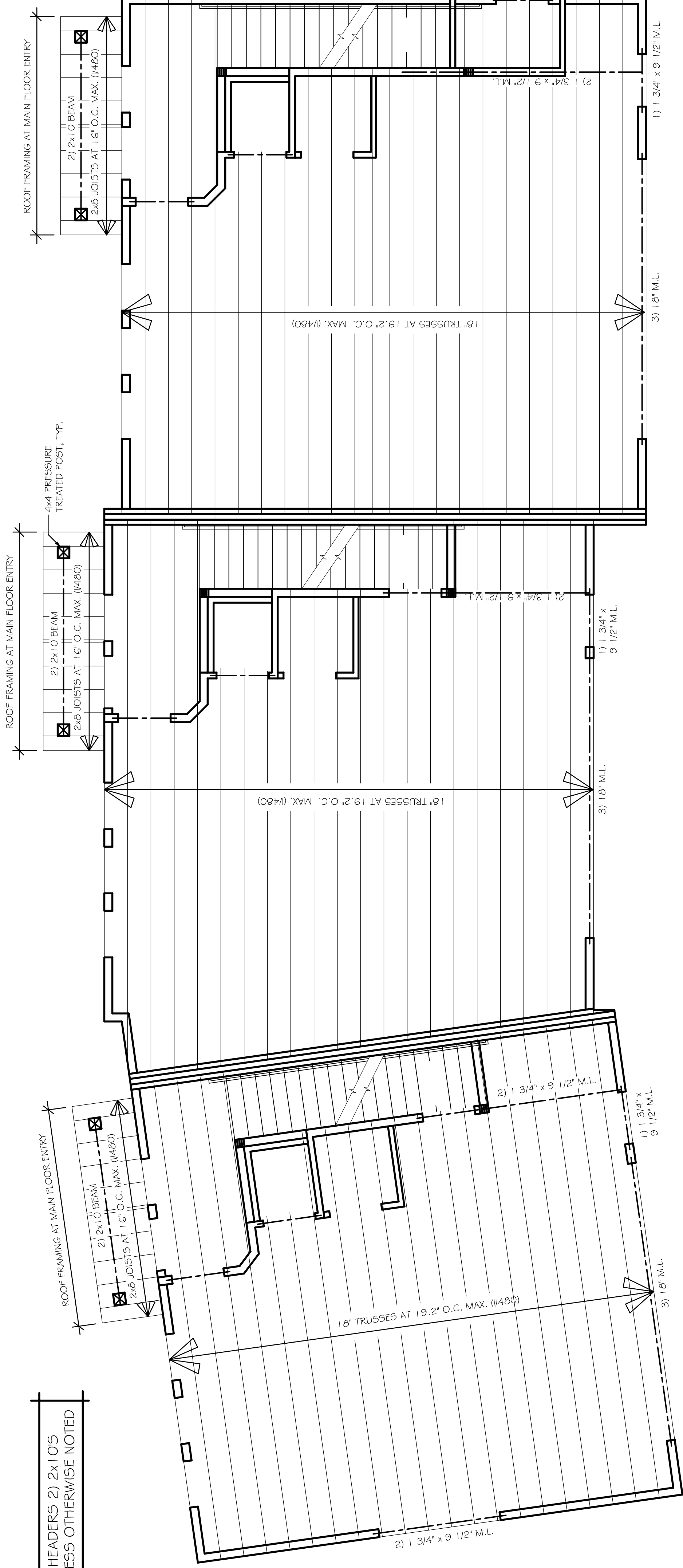
ALL HEADERS 2) 2x10'S
 UNLESS OTHERWISE NOTED



SECOND FLOOR FRAMING PLAN

SCALE: 1/4" = 1'-0"
 DRAWING NO. 2020MUKWONAGO CONDOSMCDRAWINGS015
 DATE: 9/21/2020

20 32

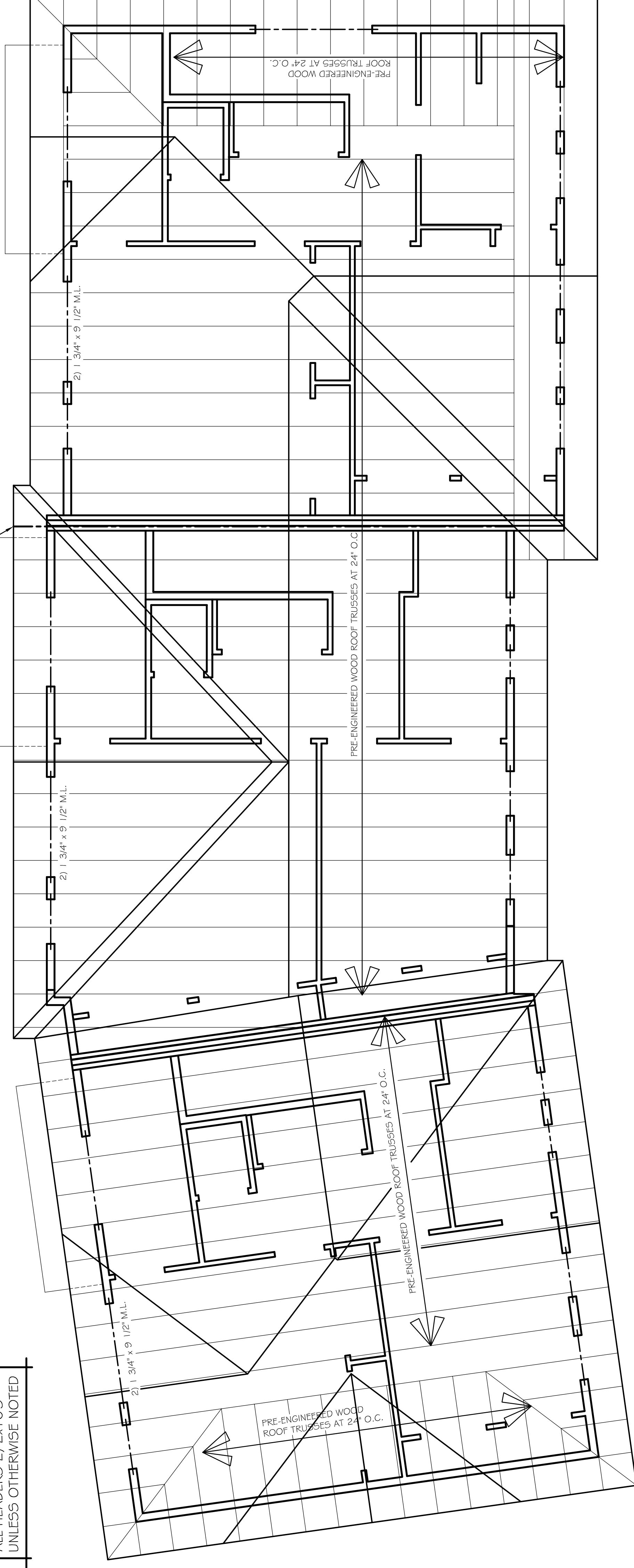


ALL HEADERS 2) 2x10'S
 UNLESS OTHERWISE NOTED

VERIFY ALL CONDITIONS AND DIMENSIONS ON THE JOB AND NOTIFY THE DESIGN ALLIANCE ARCHITECTS, INC. OF ANY DISCREPANCIES PRIOR TO START.

LINE OF ATTIC COMPARTMENTALIZATION -- ATTACH 1-LAYER 1/2" G.W.B. TO ROOF TRUSSES AND FASTEN TO ROOF EAVES-TYP. (PROVIDE ACCESS DOOR)

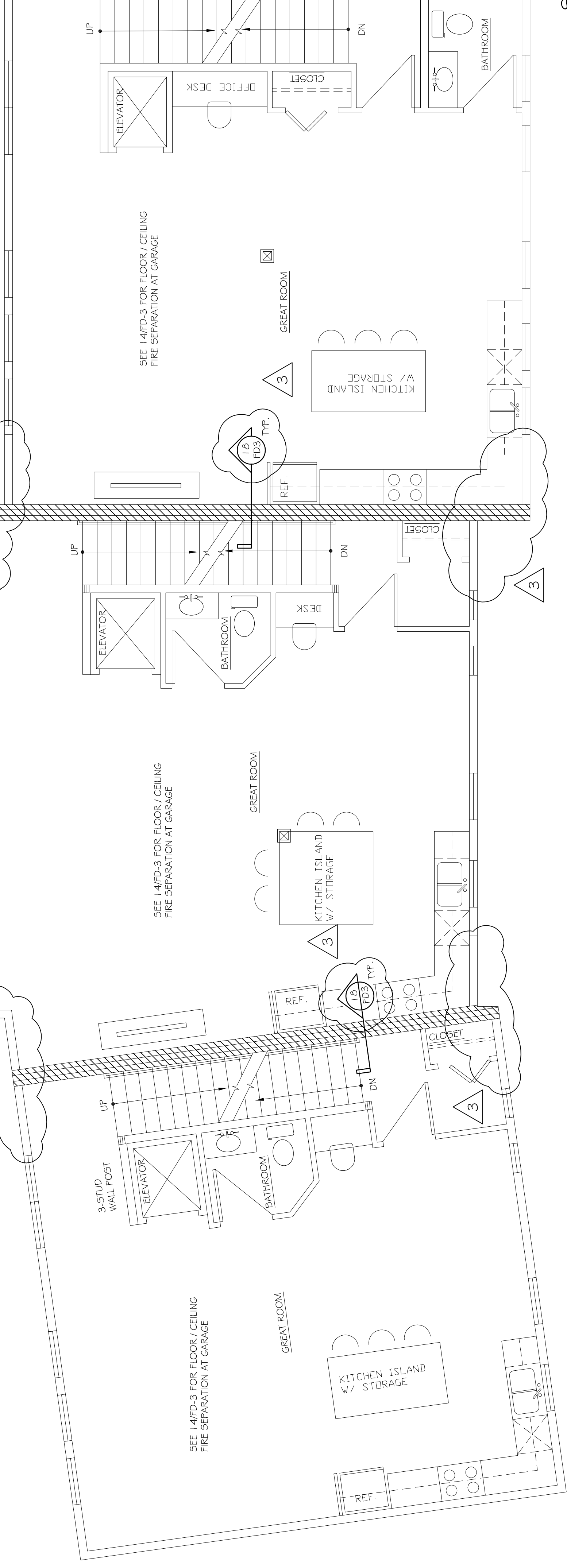
ALL HEADERS 2) 2x10'S UNLESS OTHERWISE NOTED



ROOF FRAMING PLAN

SCALE: 1/4\"/>

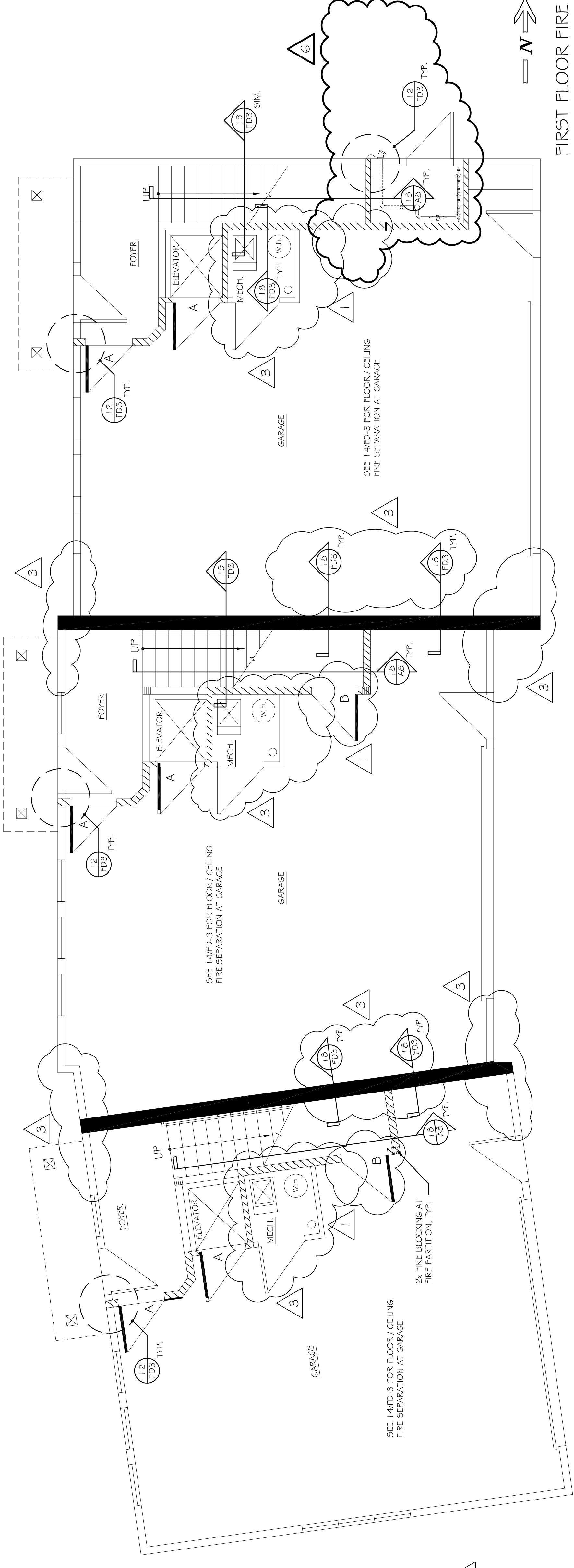
VERIFY ALL CONDITIONS AND DIMENSIONS ON THE JOB AND NOTIFY THE DESIGN ALLIANCE ARCHITECTS, INC. OF ANY DISCREPANCIES PRIOR TO START.



SECOND FLOOR FIRE SEPARATION PLAN

SCALE: 1/4" = 1'-0"
 2020MUKWONAGO CONDOSMCMCDRAWING 0515
 DATE: 9/24/2020

10
 (A1)



FIRST FLOOR FIRE SEPARATION PLAN

SCALE: 1/4" = 1'-0"
 2020MUKWONAGO CONDOSMCMCDRAWING 0515
 DATE: 9/24/2020

20
 (A1)

FIRE SEPARATION INFORMATION:

1. DIAGONAL HATCH SHOWN AT WALL DEFICITS 1-HR FIRE PARTITIONS -- SEE DETAILS ON FD-3
2. SOLID HATCH SHOWN AT WALL DEFICITS 2-HR FIRE WALLS -- SEE DETAILS ON FD-4
3. STRIP-DOT HATCHING DEFICITS 1-HR FIRE RATED WALL CONSTRUCTION -- SEE DETAILS 12 & 17/FD3, TYP.
4. DOOR TYPES:
 A- 20 MINUTE RATED DOOR, FRAME & CLOSURE ASSEMBLY
 B- 45 MINUTE RATED DOOR, FRAME & CLOSURE ASSEMBLY
 *ALL OTHER DOORS - NO FIRE RATING

DRAWING NAMES

FIRE SEPARATION PLANS

REVISIONS

1	11/9/2020
3	7/12/2021
6	3/23/2022

PROJECT DATA

DATE: 9/29/2020
 DRAWN BY: CL
 CHECKED BY: P.W.

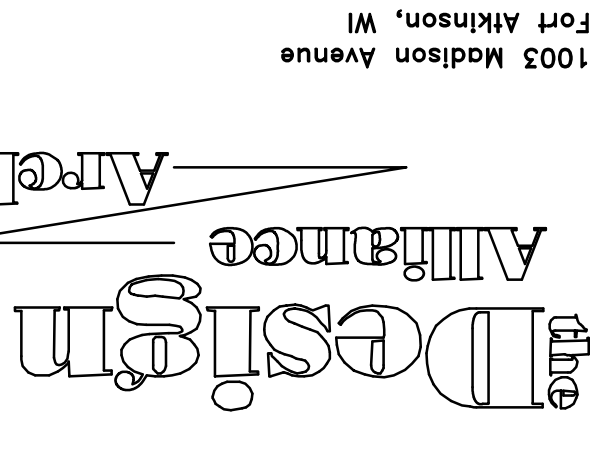
SHEET NO.

FD-1

MUKWONAGO CONDOS
 BUILDING "A"
 200 Grand Avenue
 Mukwonago, WI

the Design Alliance Architects, Inc.
 1003 Madison Avenue
 Fort Atkinson, WI
 (920) 563-3404

VERIFY ALL CONDITIONS, AND DIMENSIONS ON THE JOB AND NOTIFY THE DESIGN ALLIANCE ARCHITECTS, INC. OF ANY DISCREPANCIES PRIOR TO START.



1003 Madison Avenue
Fort Atkinson, WI

(920) 563-2404

MUKWONAGO CONDOS
BUILDING "A"
200 Grand Avenue
Mukwonago, WI

DRAWING NAMES

FIRE SEPARATION PLAN

REVISIONS

1 11/9/2020

3 7/12/2021

PROJECT DATA

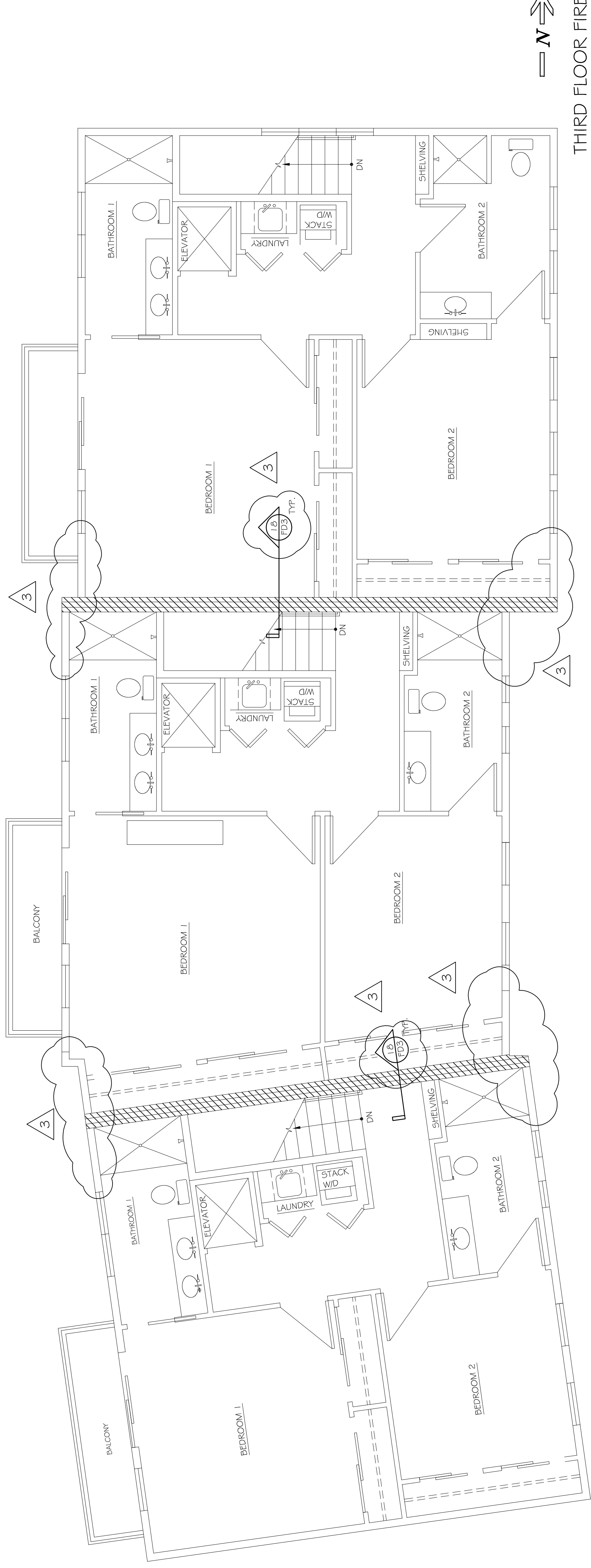
DATE: 9/29/2020

DRAWN BY: CL

CHECKED BY: P.W.

SHEET NO.

FD-2




THIRD FLOOR FIRE SEPARATION PLAN

20
FD2

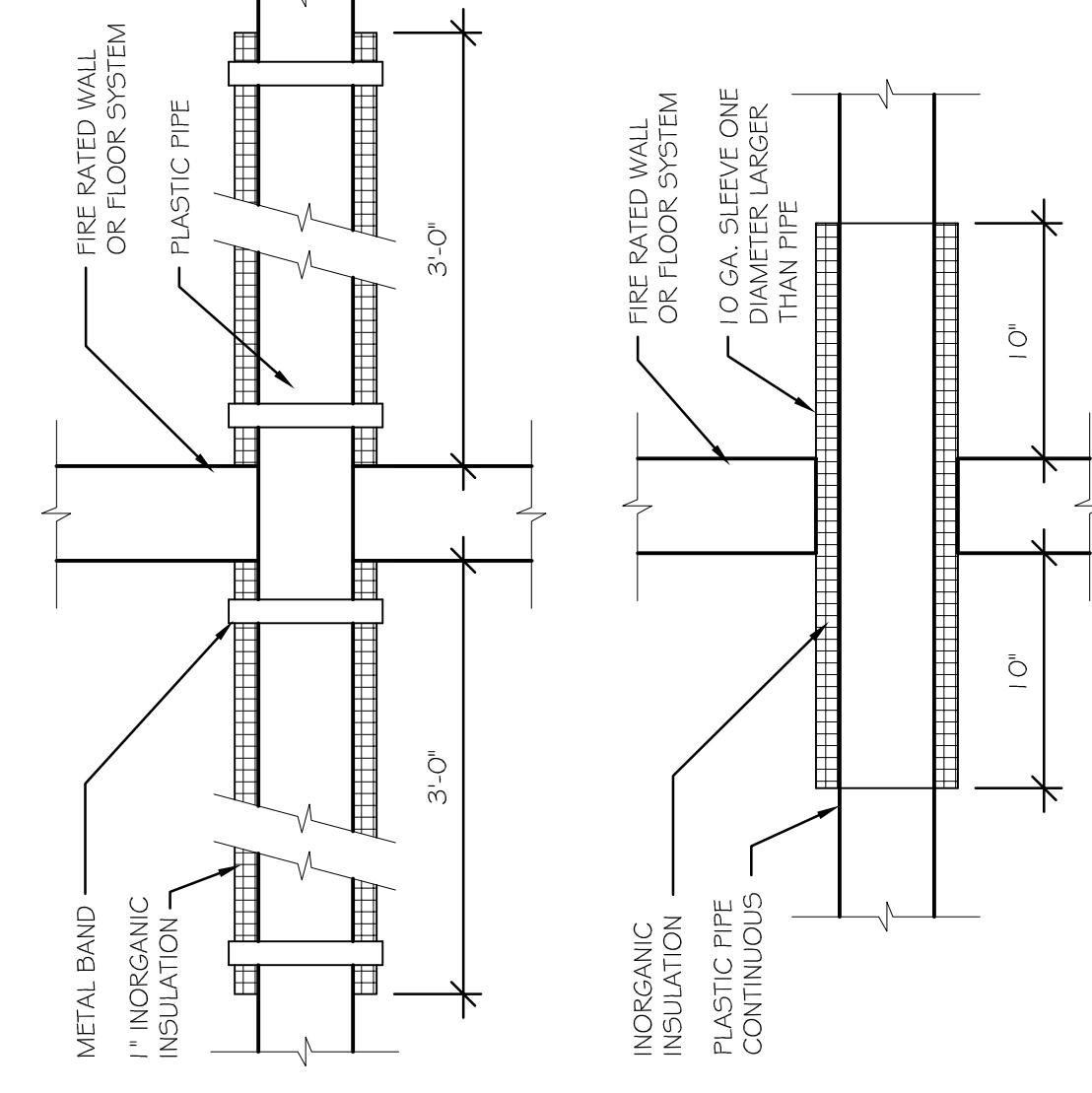
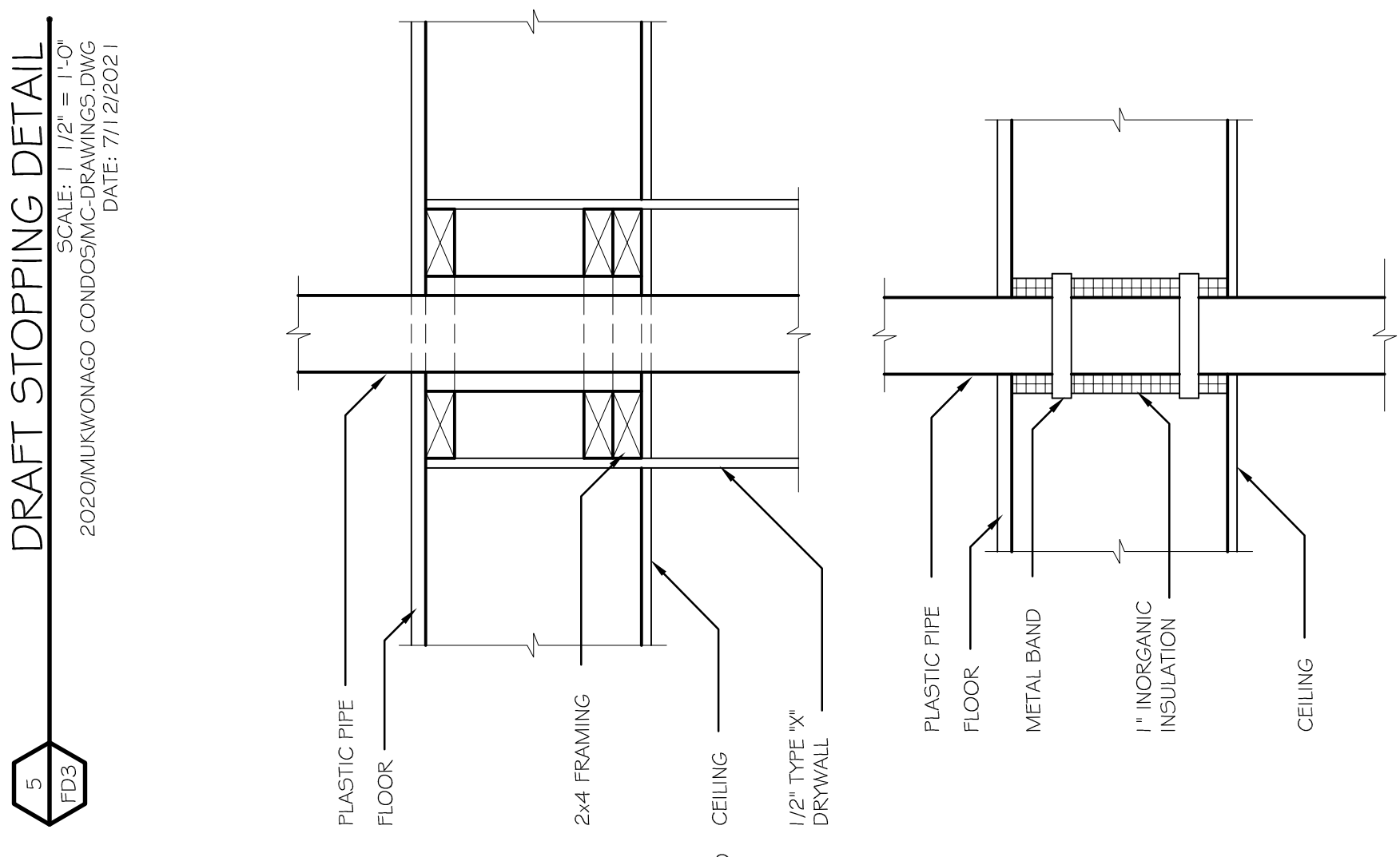
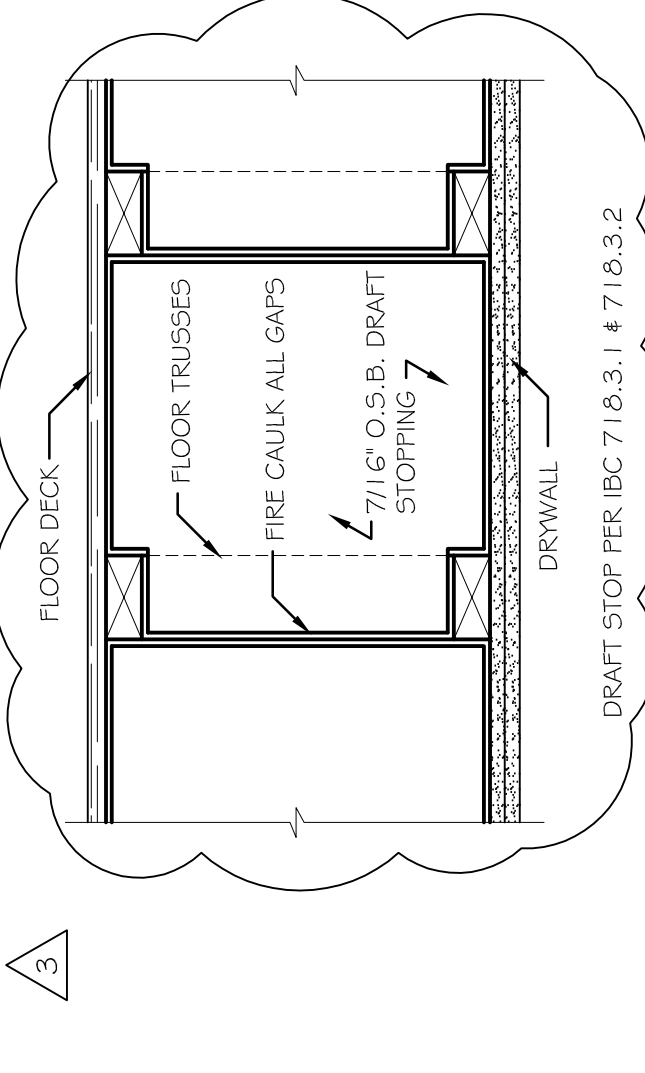
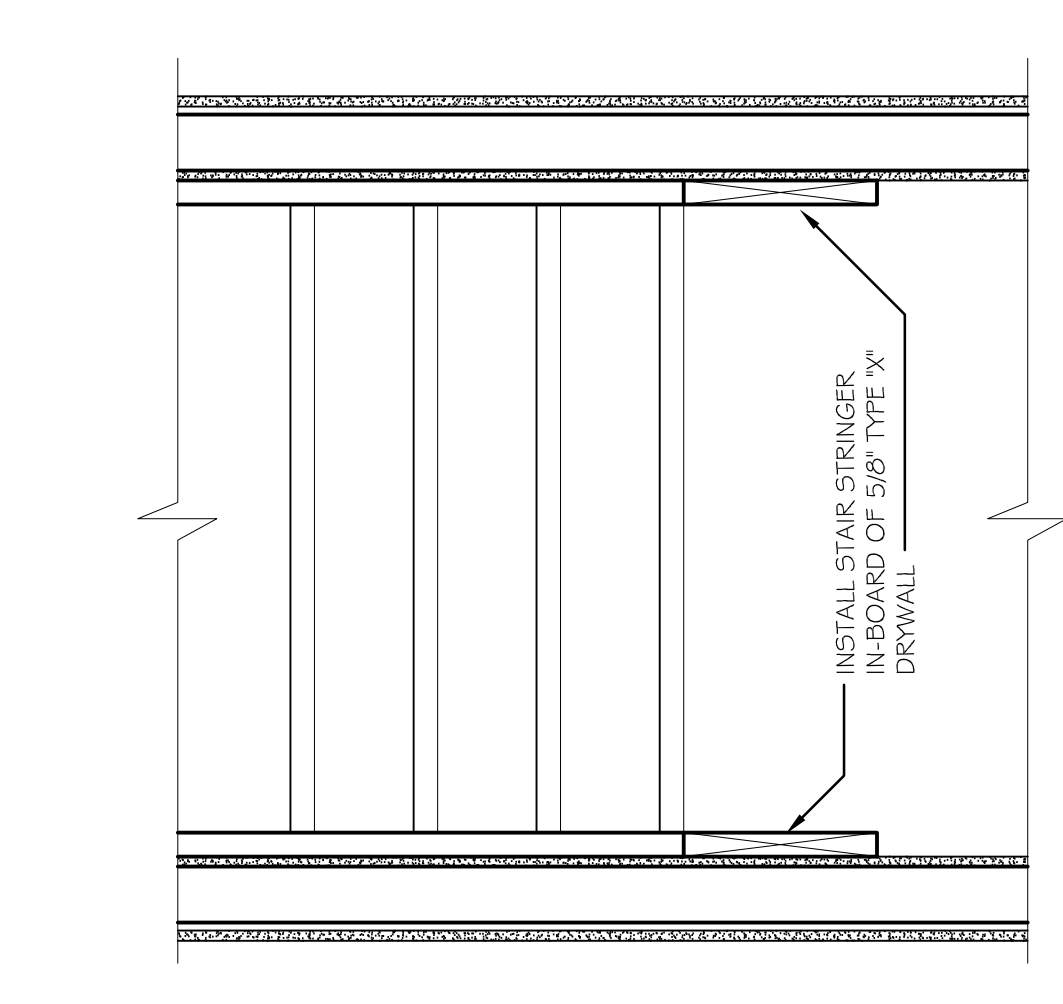
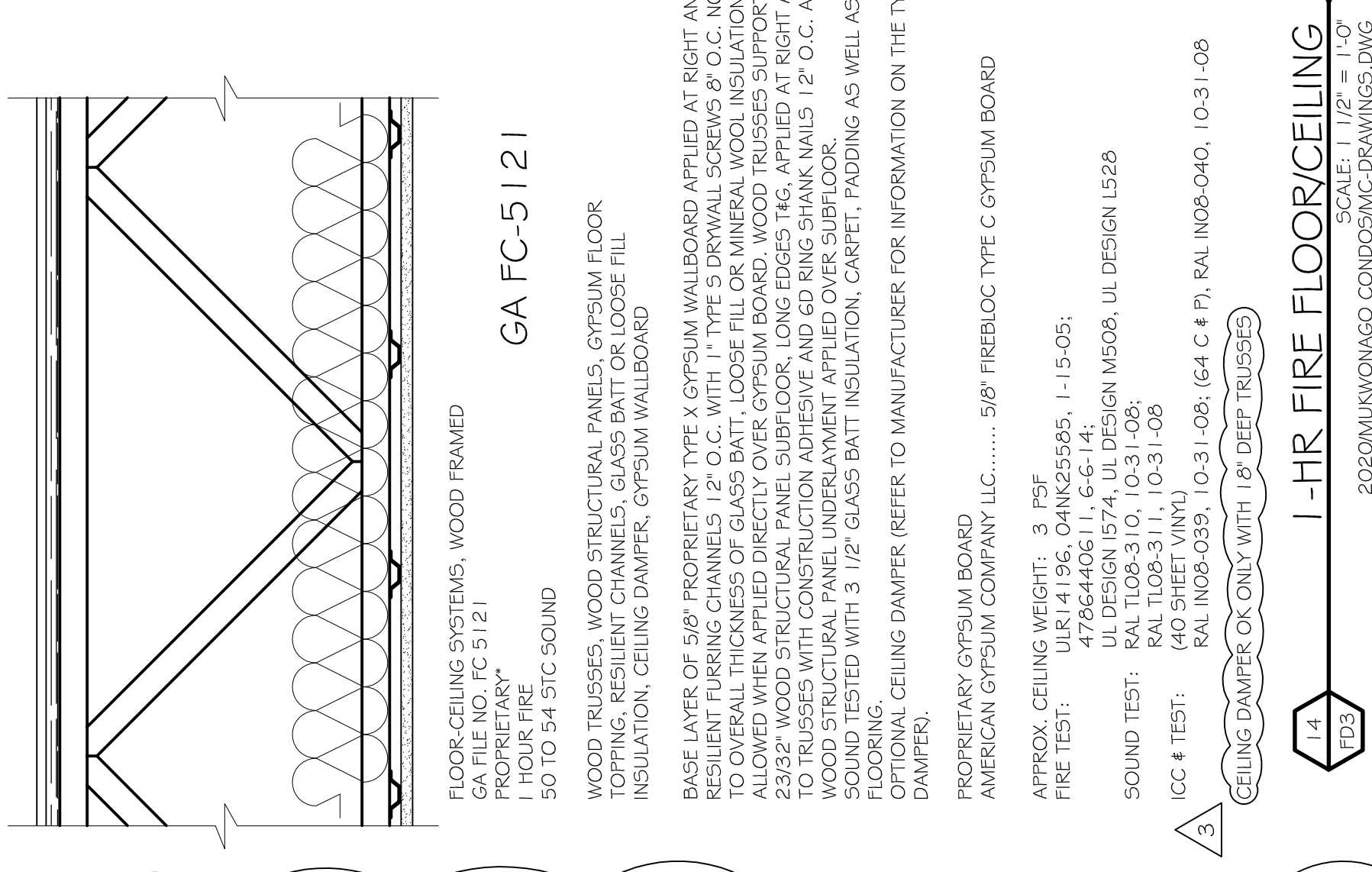
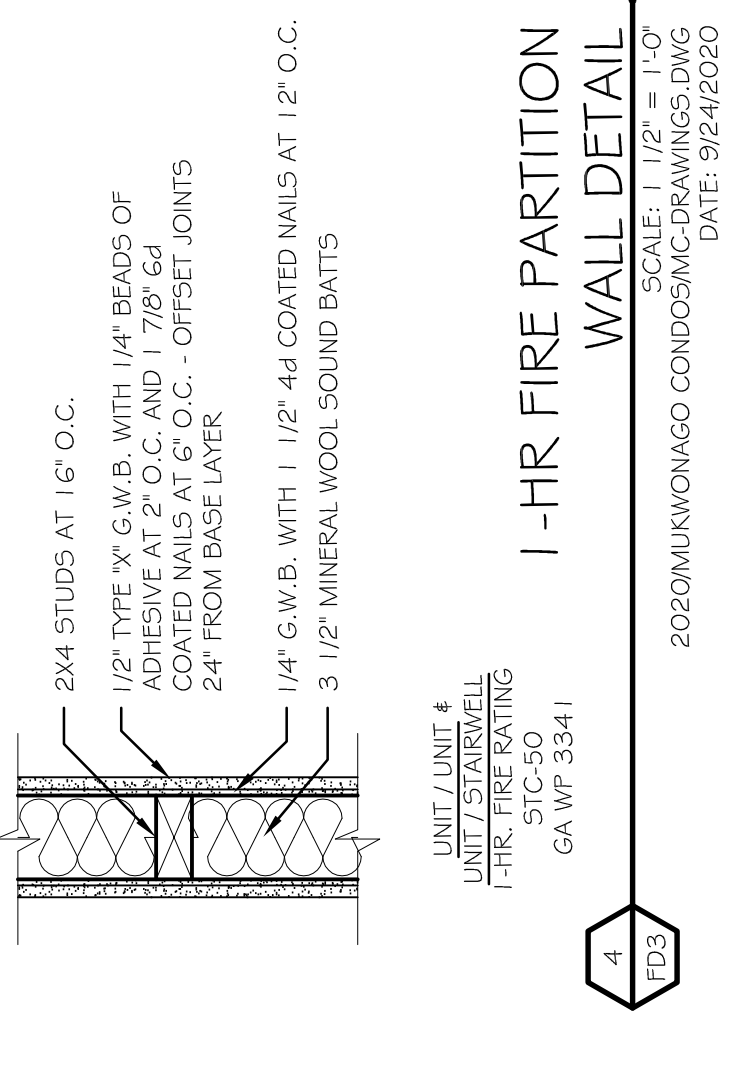
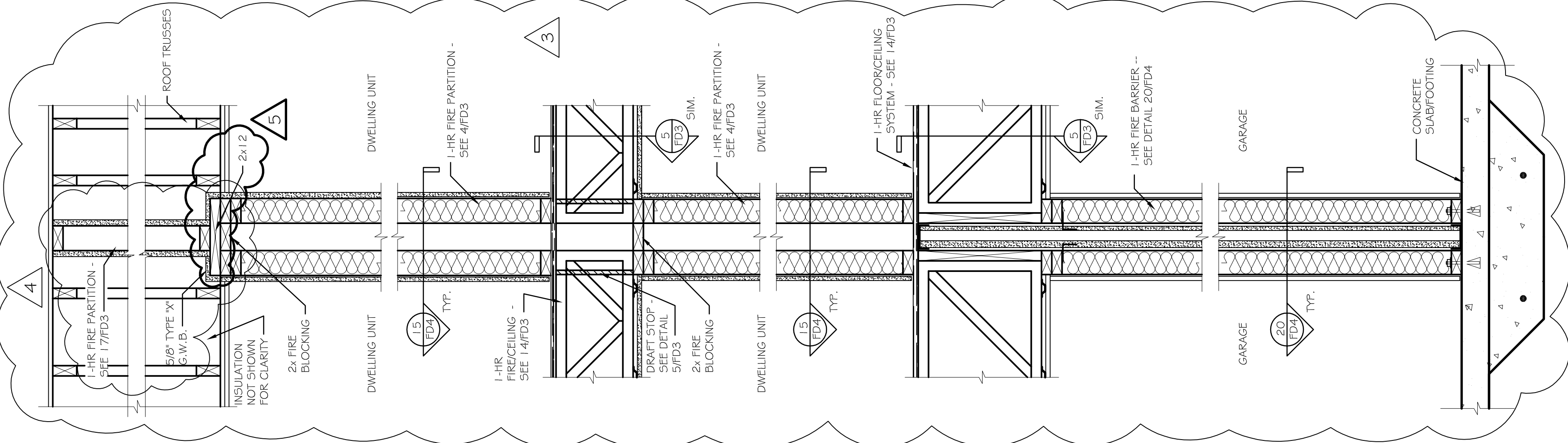
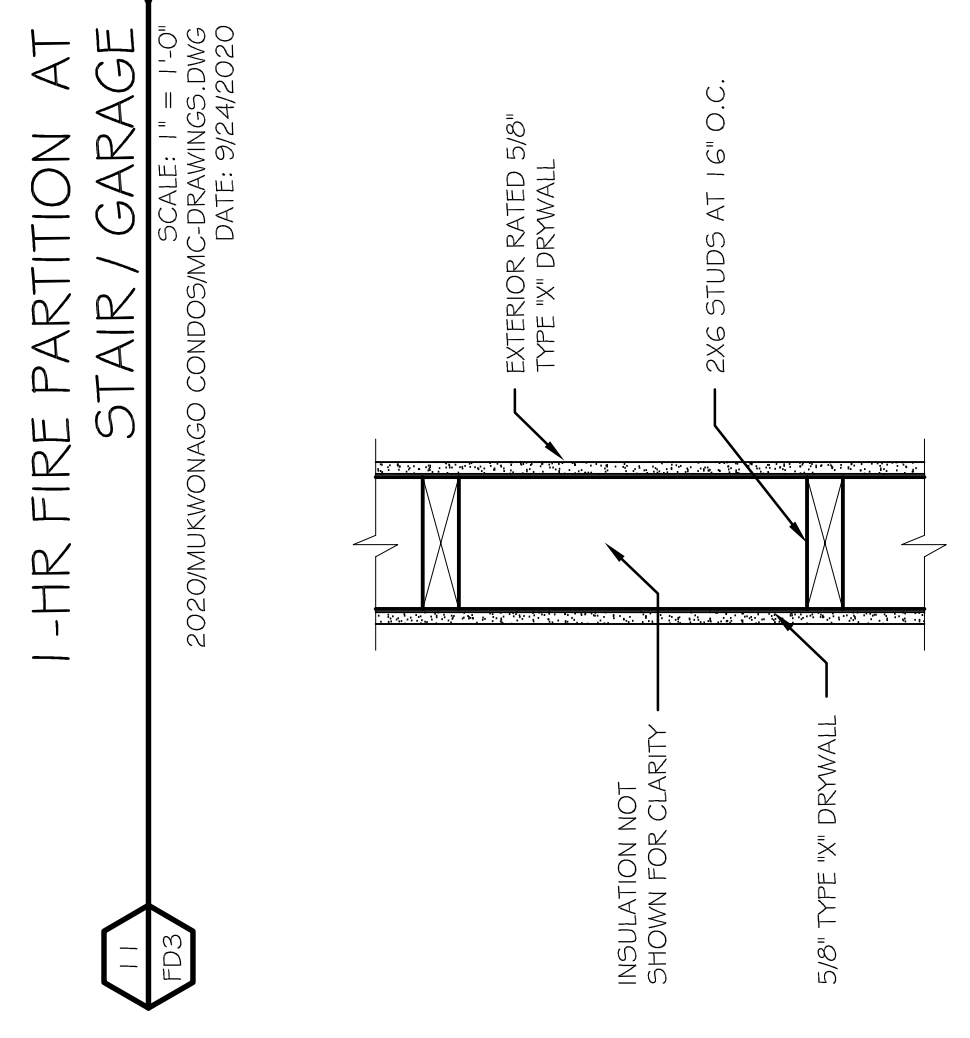
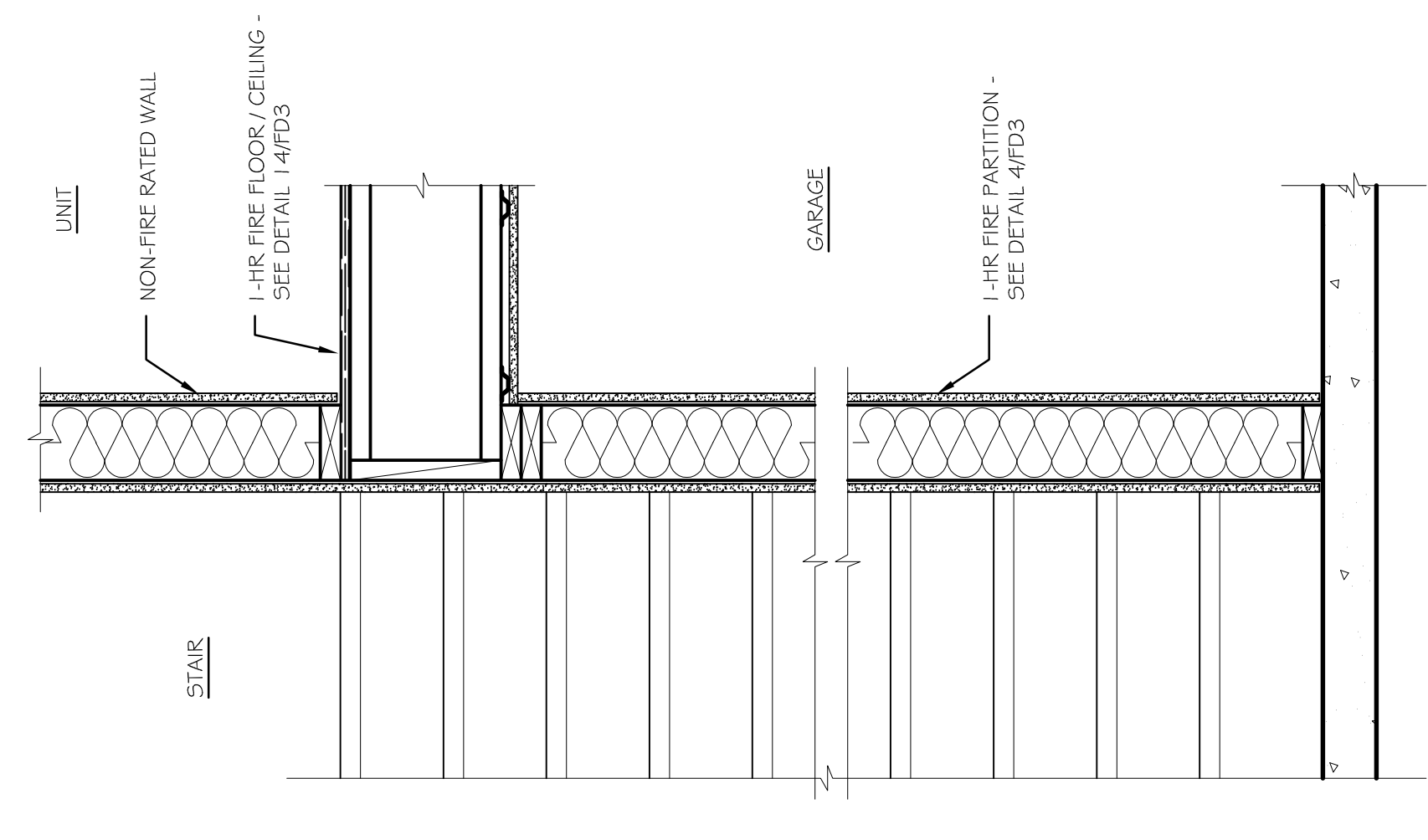
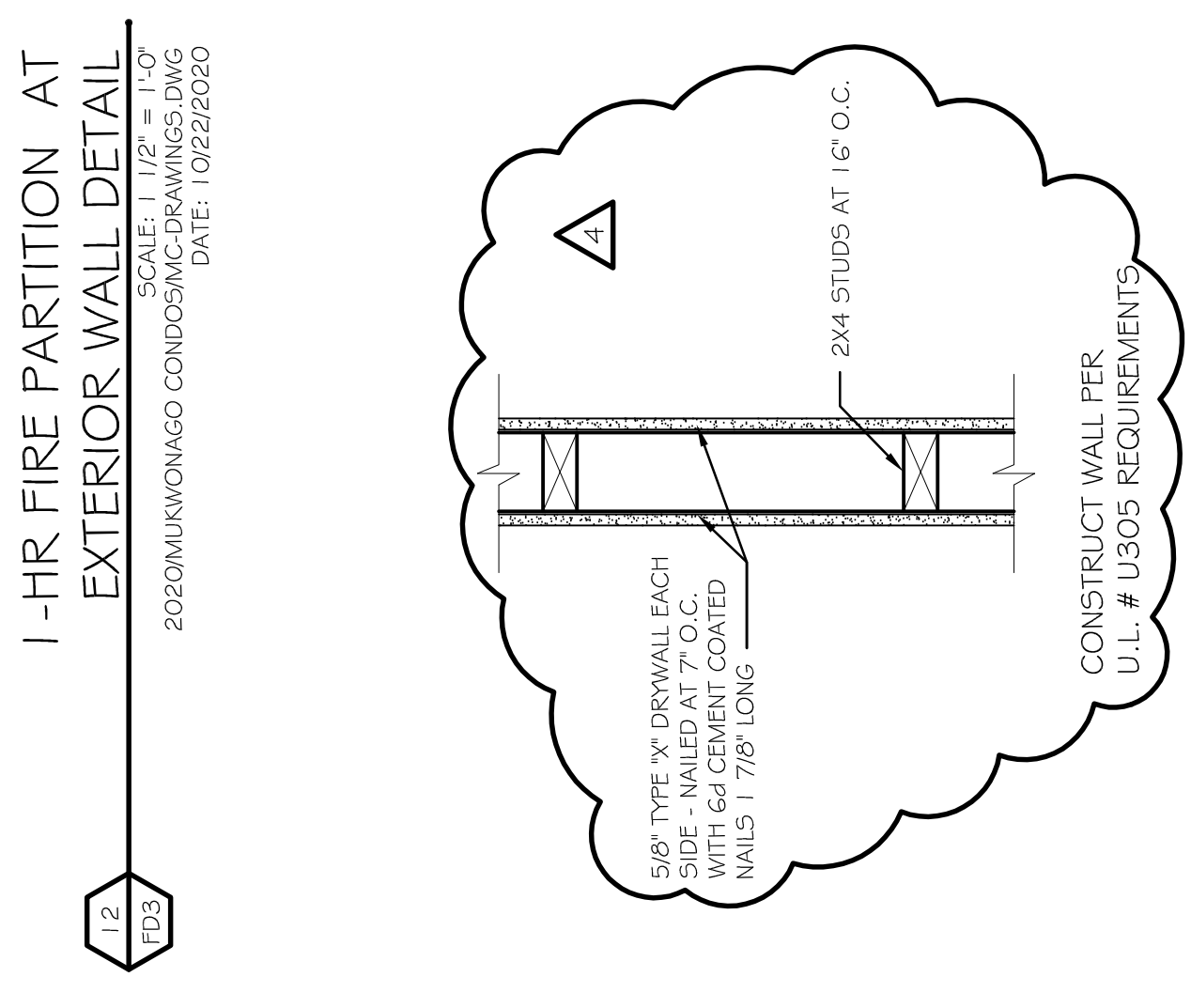
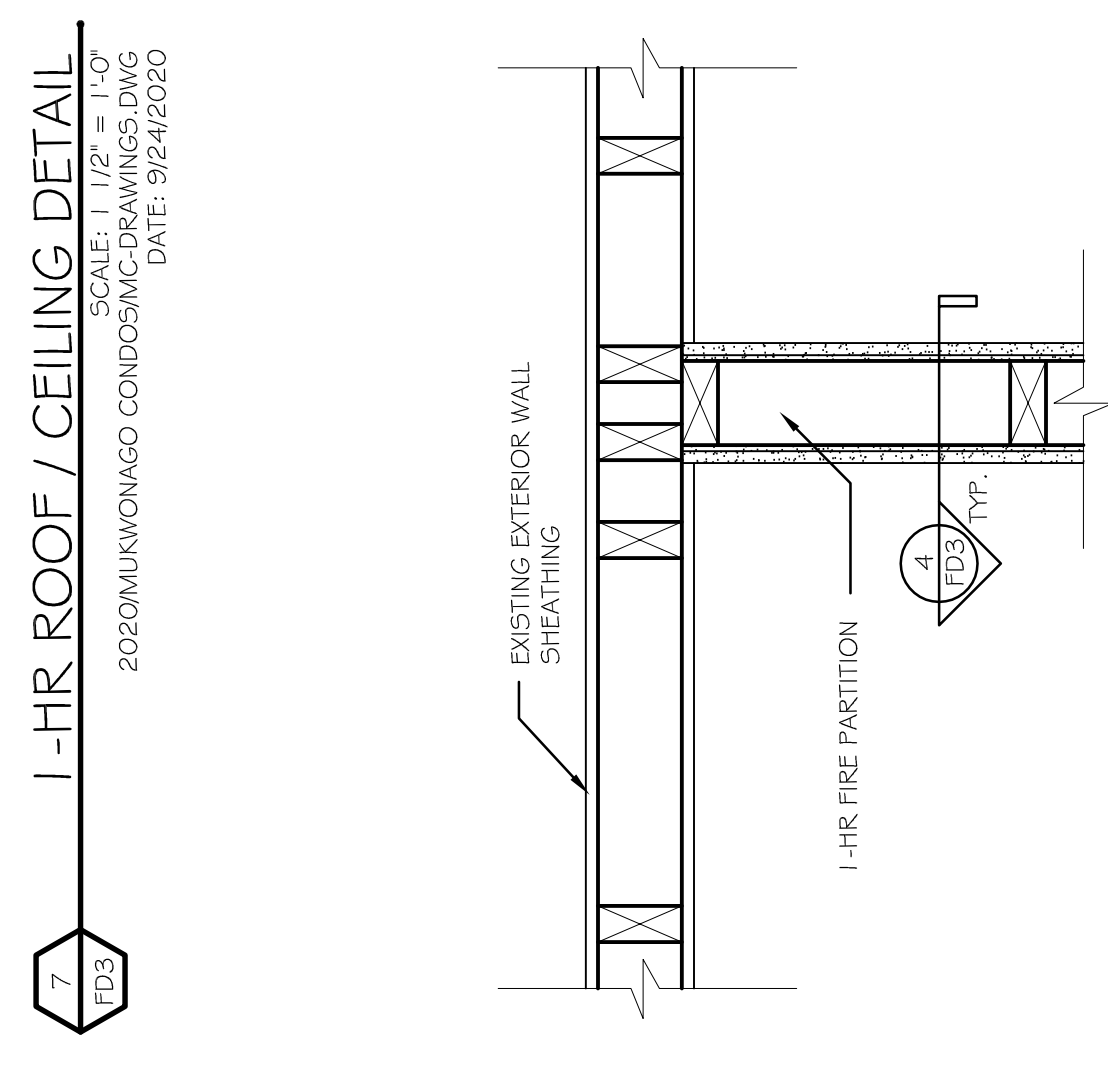
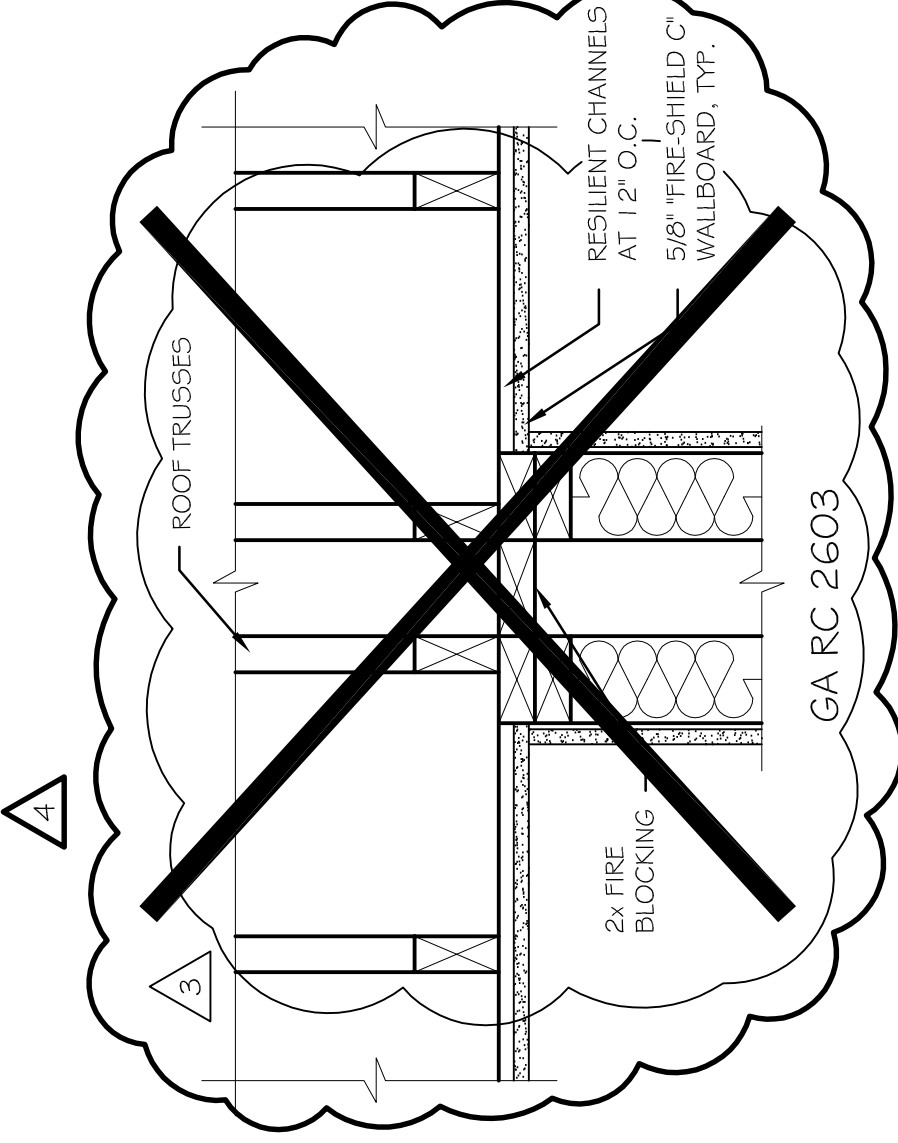
SCALE: 1/4" = 1'-0"
DRAWN BY: CL
DATE: 9/29/2020

FIRE SEPARATION INFORMATION:

1. DIAGONAL HATCH SHOWN AT WALL DEFECTS 1-HR FIRE PARTITIONS -- SEE DETAILS ON FD-3
2. SOLID HATCH SHOWN AT WALLS DEFECTS 2-HR FIRE WALLS -- SEE DETAILS ON FD-4
3. STIPPLE-DOT HATCHING DEFECTS 1-HR FIRE RATED WALL CONSTRUCTION -- SEE DETAILS 12 & 17/FD3, TYP.
4. DOOR TYPES:
A: 20 MINUTE RATED DOOR, FRAME & CLOSURE ASSEMBLY
B: 45 MINUTE RATED DOOR, FRAME & CLOSURE ASSEMBLY
*ALL OTHER DOORS - NO FIRE RATING



VERIFY ALL CONDITIONS AND DIMENSIONS ON THE JOB AND NOTIFY THE DESIGN ALLIANCE ARCHITECTS, INC. OF ANY DISCREPANCIES PRIOR TO START.



VERIFY ALL CONDITIONS AND DIMENSIONS ON THE JOB AND NOTIFY THE DESIGN ALLIANCE ARCHITECTS, INC. OF ANY DISCREPANCIES PRIOR TO START.

the Design Alliance Architects, Inc.
 1003 Madison Avenue
 Fort Atkinson, WI
 (920) 563-3404

MUKWONAGO CONDOS
 BUILDING "A"
 200 Grand Avenue
 Mukwonago, WI

DRAWING NAMES

FIRE SEPARATION DETAILS

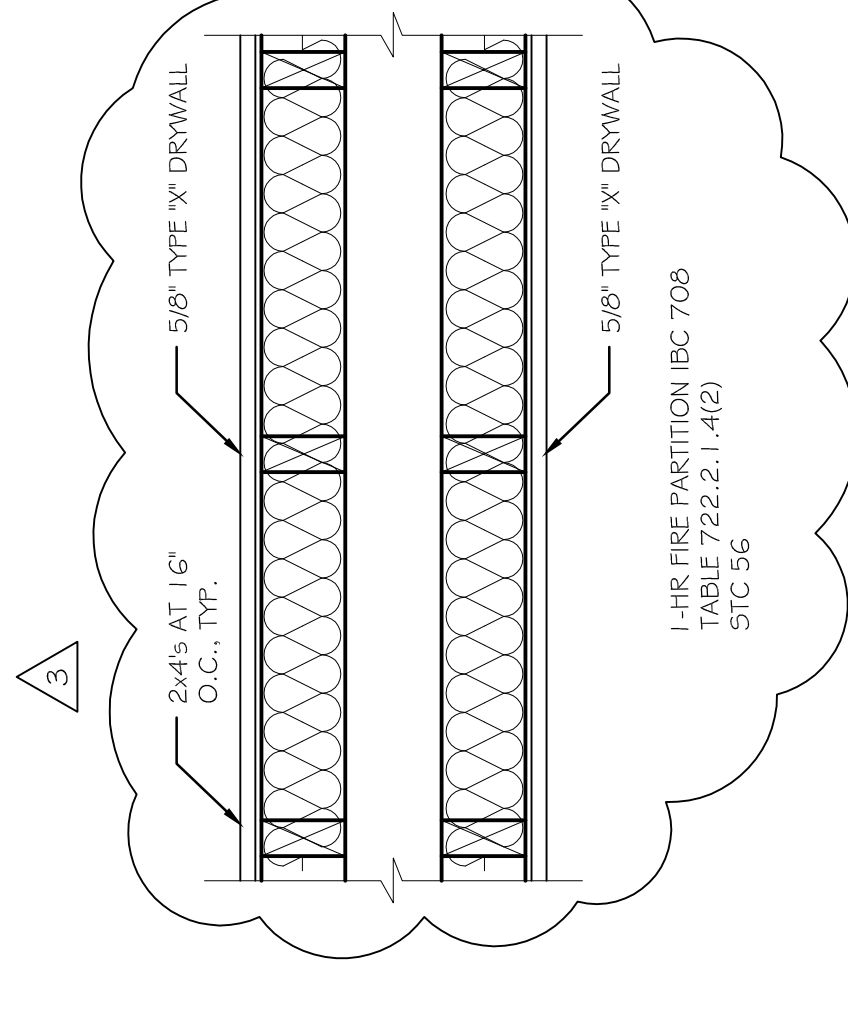
REVISIONS

3	7/12/21
---	---------

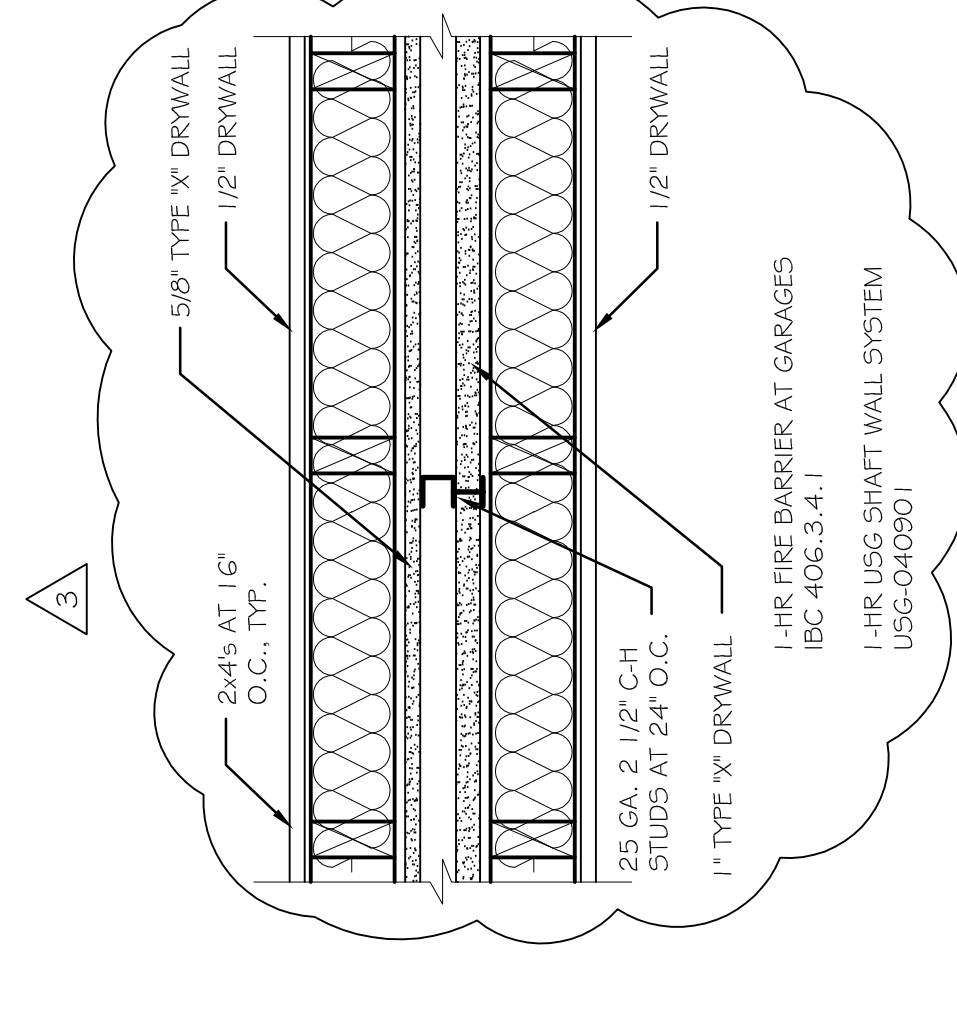
PROJECT DATA

DATE: 9/29/2020
 DRAWN BY: CL
 CHECKED BY: P.W.
 SHEET NO.

FD-4

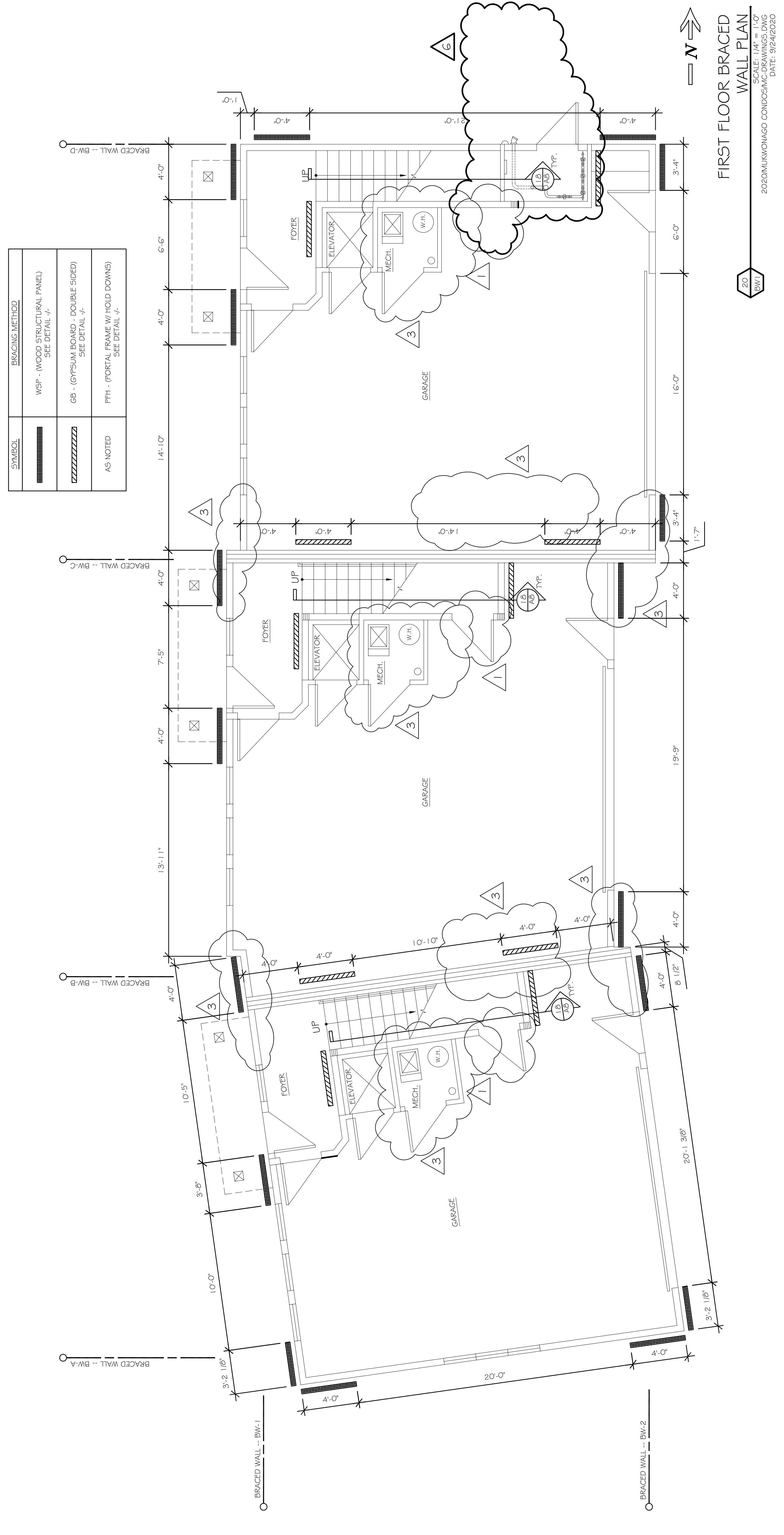


15 1-HR FIRE PARTITION
 SCALE: 1/2" = 1'-0"
 2020MUKWONAGO CONDOS/CAD/DRAWINGS.DWG
 DATE: 7/12/2021



20 1-HR FIRE BARRIER AT GARAGES
 SCALE: 1/2" = 1'-0"
 2020MUKWONAGO CONDOS/CAD/DRAWINGS.DWG
 DATE: 7/12/2021

DRAWING NAMES	
FIRST FLOOR BRACED	
WALL PLAN	
REVISIONS	
1	11/29/2020
PROJECT DATA	
DATE:	9/29/2020
DRAWN BY:	CL
CHECKED BY:	P.W.
SHEET NO.	
BW-1	



SYMBOL	BRACING METHOD
▨	WSP - (WOOD STRUCTURAL PANEL) SEE DETAIL -7-
▩	GB - (GYPSUM BOARD - DOUBLE SIDED) SEE DETAIL -7-
AS NOTED	FPFH - (PORTAL FRAME W/ HOLD DOWNS) SEE DETAIL -7-

VERIFY ALL CONDITIONS AND DIMENSIONS ON THE JOB AND NOTIFY THE DESIGN ALLIANCE ARCHITECTS, INC. OF ANY DISCREPANCIES PRIOR TO START.

VERIFY ALL CONDITIONS AND DIMENSIONS ON THE JOB AND NOTIFY THE DESIGN ALLIANCE ARCHITECTS, INC. OF ANY DISCREPANCIES PRIOR TO START.

DRAWING NAMES

SECOND FLOOR BRACED WALL PLAN

REVISIONS

PROJECT DATA

DATE: 9/29/2020

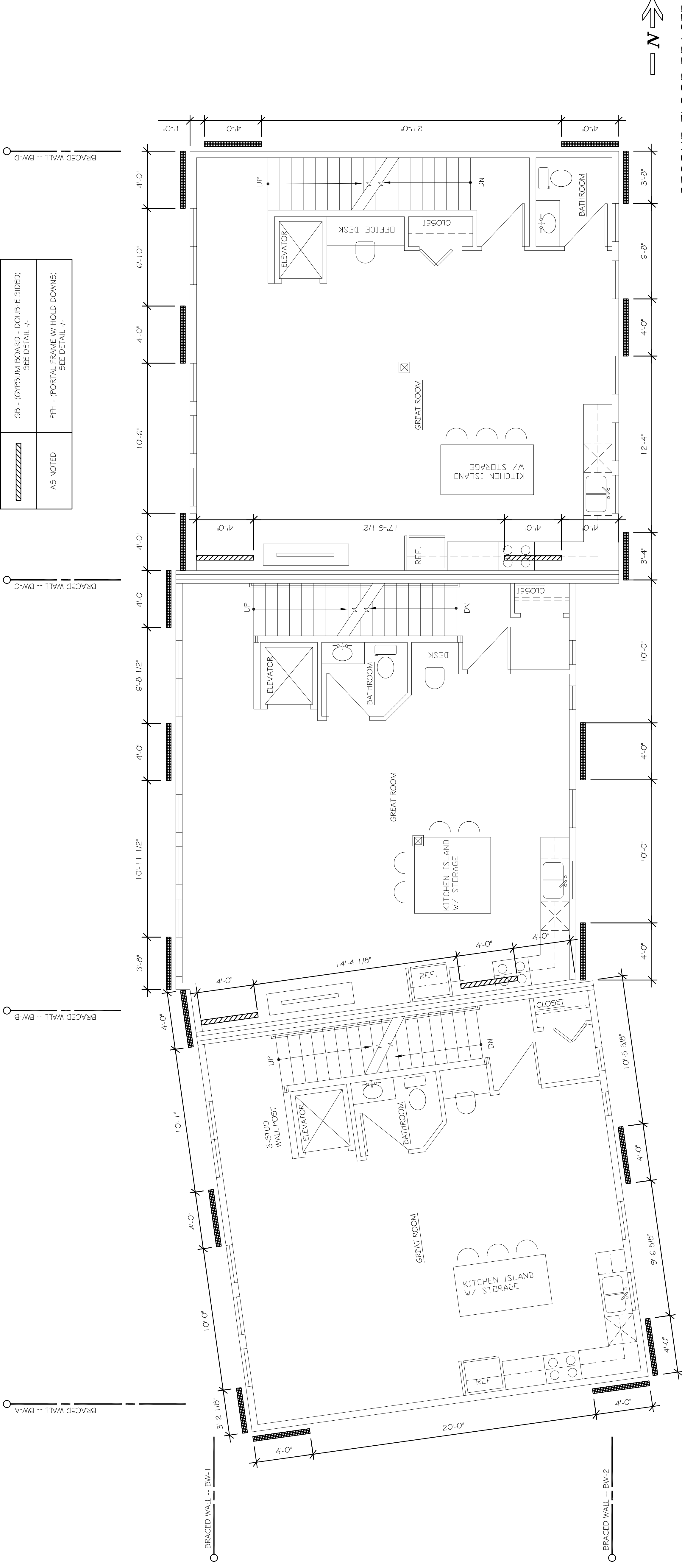
DRAWN BY: CL

CHECKED BY: P.W.

SHEET NO.

BW-2

SYMBOL	BRACING METHOD
	WSP - (WOOD STRUCTURAL PANEL) SEE DETAIL -/
	GB - (GYPSUM BOARD - DOUBLE SIDED) SEE DETAIL -/
AS NOTED	PTH - (PORTAL FRAME W/ HOLD DOWNS) SEE DETAIL -/


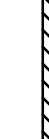


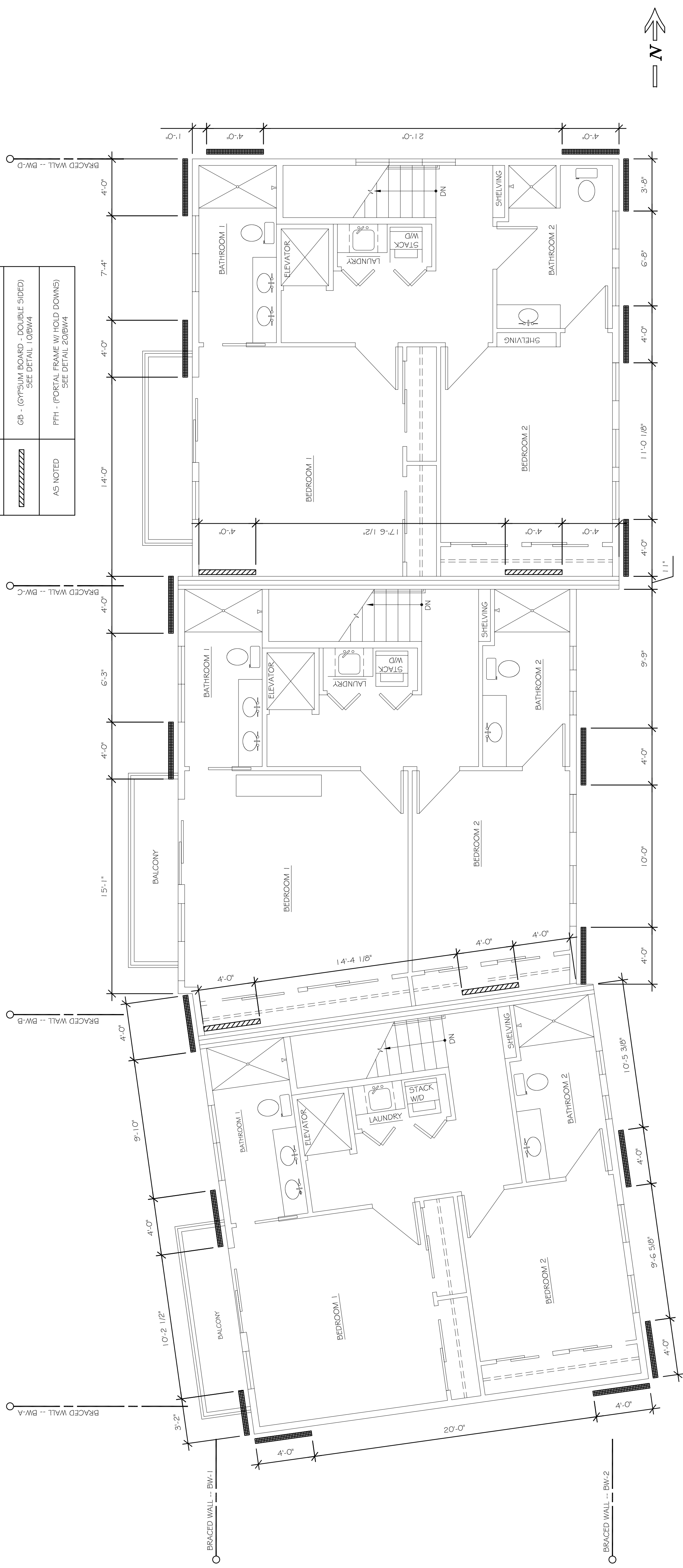
SECOND FLOOR BRACED WALL PLAN

20
BW2

SCALE: 1/4" = 1'-0"
 2020 MUKWONAGO CONDOS MCM/CM/CA/MS/MS
 DATE: 9/29/2020

VERIFY ALL CONDITIONS AND DIMENSIONS ON
 THE JOB AND NOTIFY THE DESIGN ALLIANCE
 ARCHITECTS, INC. OF ANY DISCREPANCIES
 PRIOR TO START.

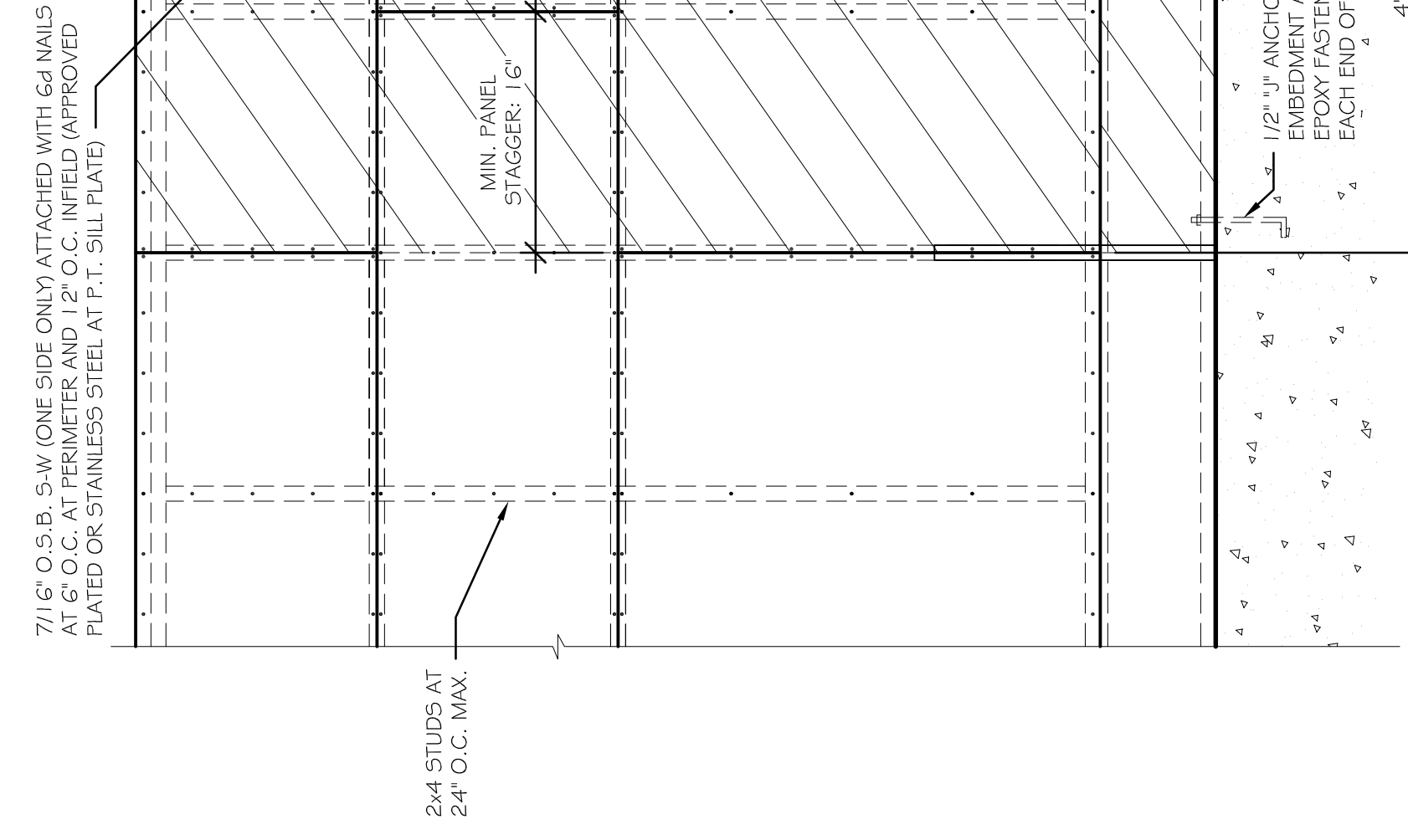
SYMBOL	BRACING METHOD
	WSP - (WOOD STRUCTURAL PANEL) SEE DETAIL 20/BW4
	GB - (GYPSUM BOARD - DOUBLE SIDED) SEE DETAIL 10/BW4
AS NOTED	FPFH - (PORTAL FRAME W/ HOLD DOWNS) SEE DETAIL 20/BW4



THIRD FLOOR BRACED
 WALL PLAN
 SCALE: 1/4" = 1'-0"
 2020MUKWONAGO CONDOSMCDRAWING 0316
 DATE: 9/29/2020

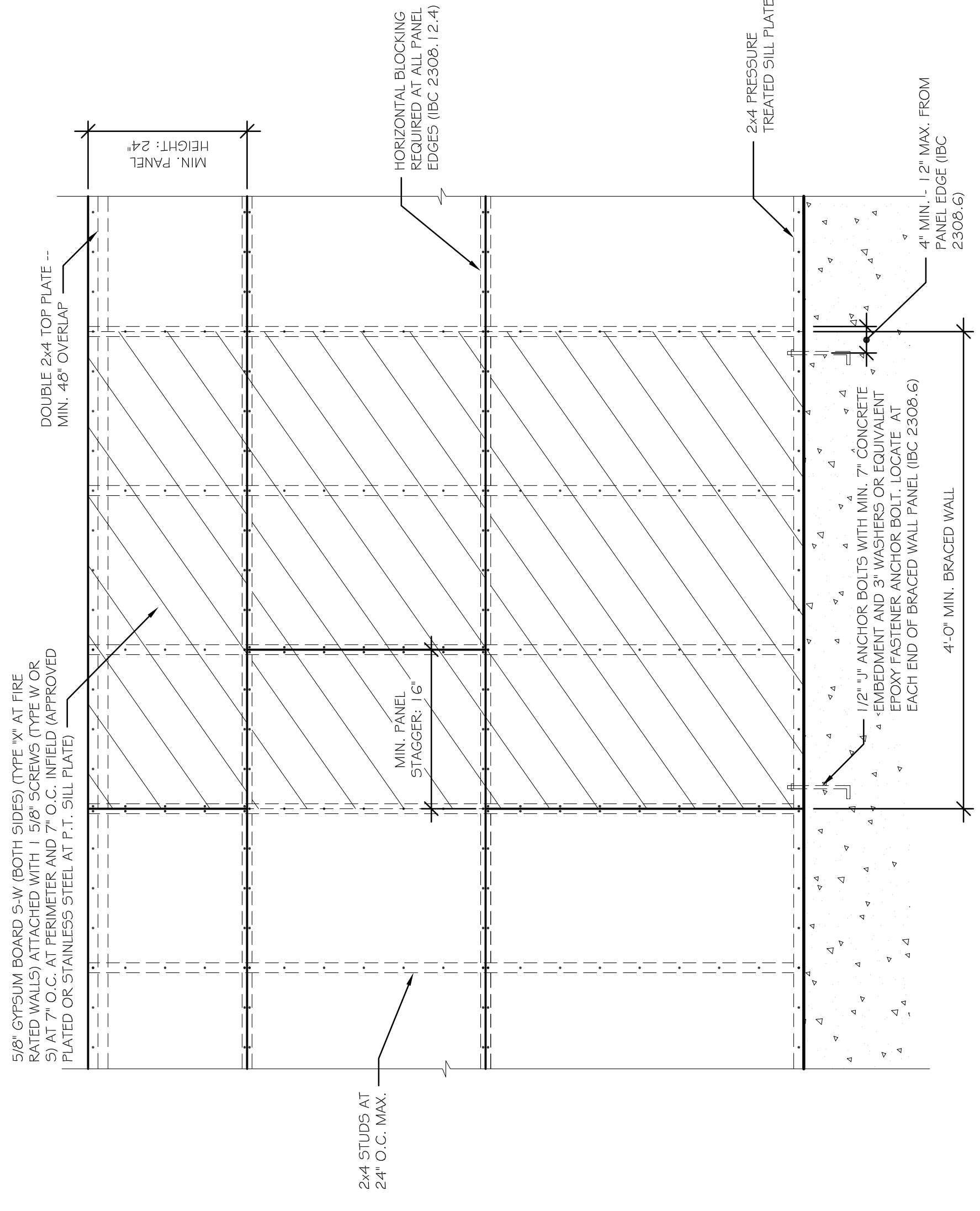


VERIFY ALL CONDITIONS AND DIMENSIONS ON THE JOB AND NOTIFY THE DESIGN ALLIANCE ARCHITECTS, INC. OF ANY DISCREPANCIES PRIOR TO START.



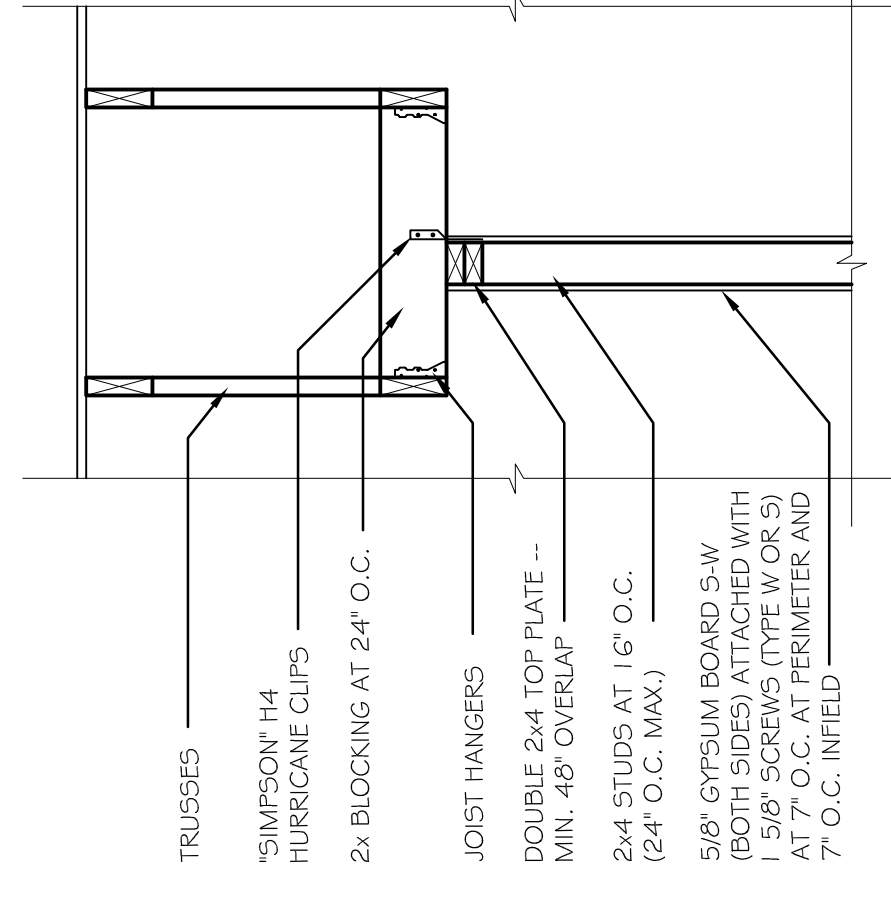
WSP - (WOOD STRUCTURAL PANEL) (8' WALL)

BRACED WALL DETAIL
SCALE: 3/4" = 1'-0"
2020MUKWONAGO CONDOSIMCDRAWINGS
DATE: 9/24/2020



GB - (GYPSUM BOARD - DOUBLE SIDED)

BRACED WALL DETAIL
SCALE: 3/4" = 1'-0"
2020MUKWONAGO CONDOSIMCDRAWINGS
DATE: 9/24/2020

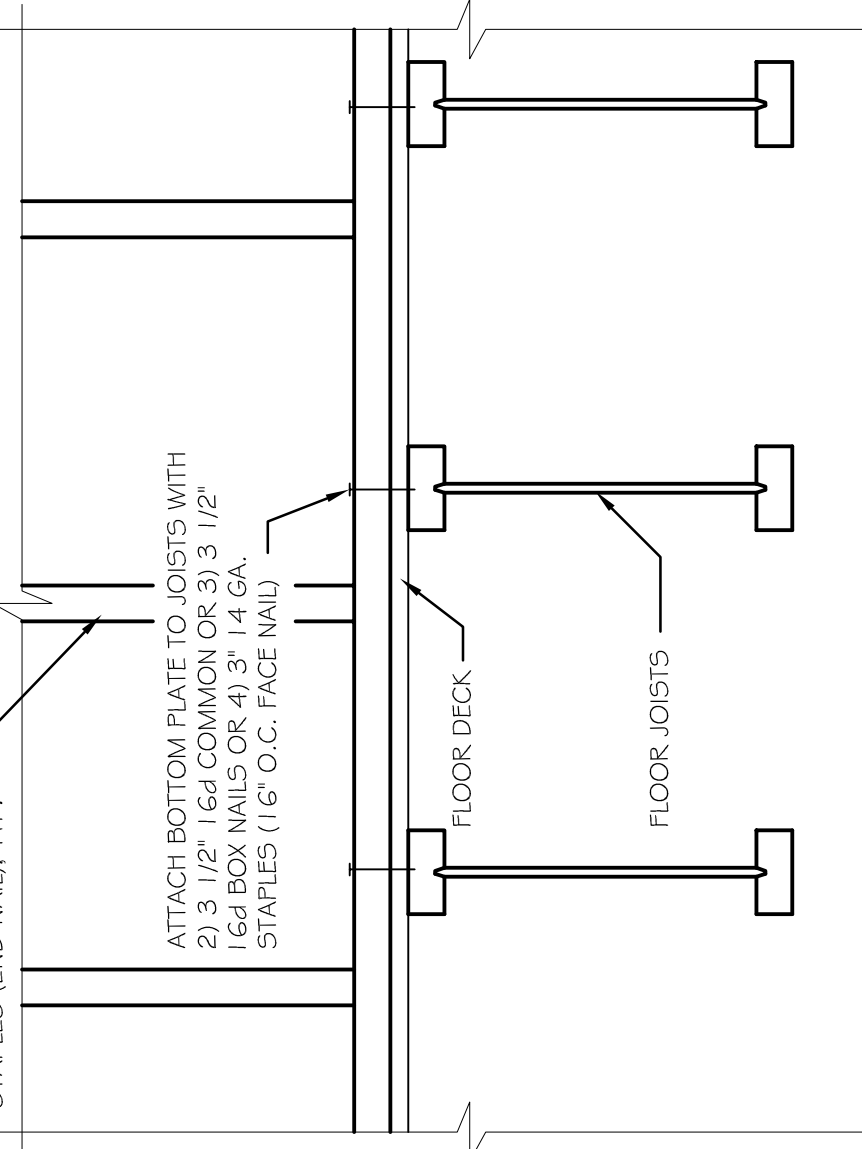


GB - (GYPSUM BOARD - DOUBLE SIDED)

(INTERIOR BRACED WALL LINE TO ROOF TRUSS CONNECTION - (PARALLEL))

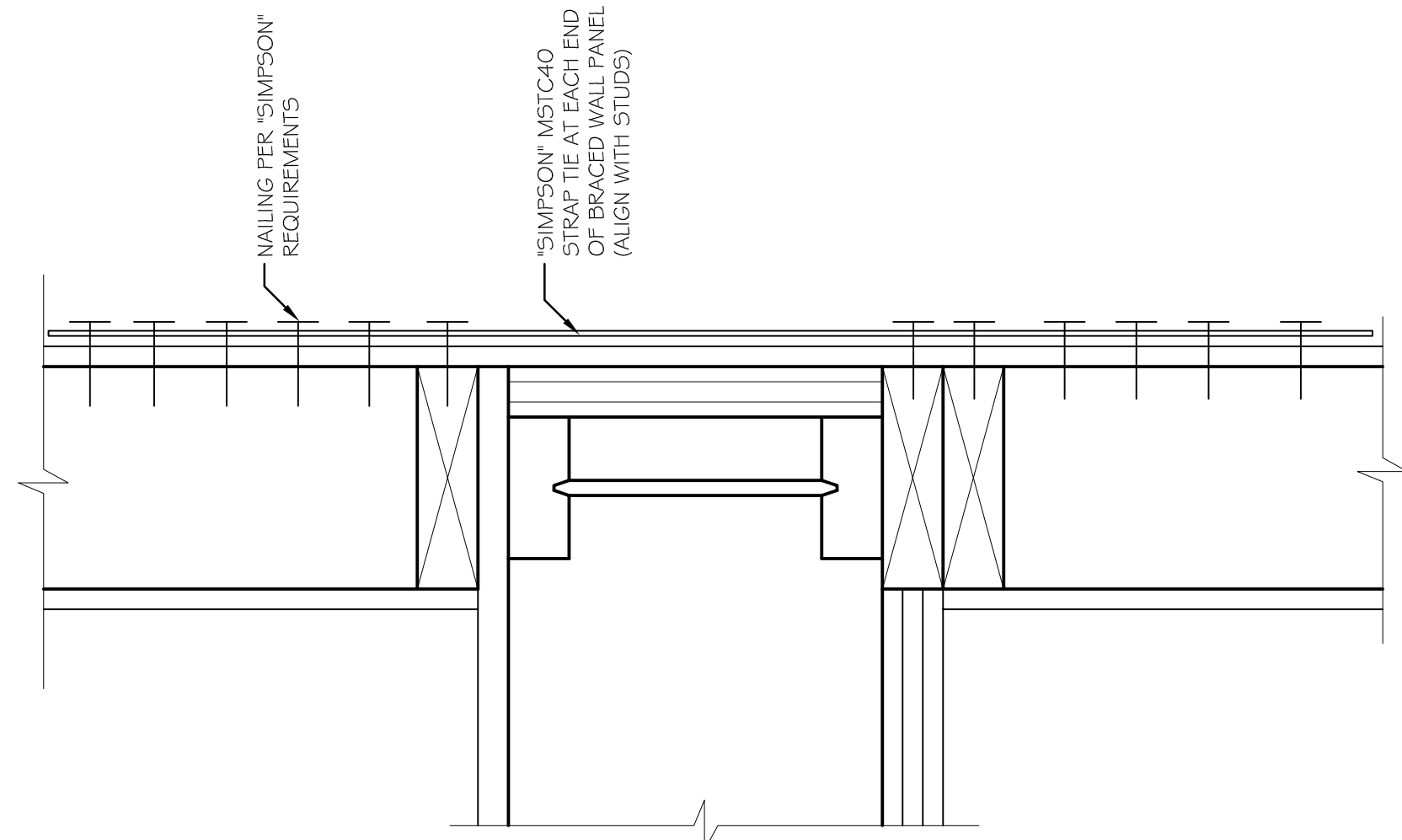
BRACED WALL DETAIL
SCALE: 3/4" = 1'-0"
2020MUKWONAGO CONDOSIMCDRAWINGS
DATE: 9/24/2020

ATTACH STUDS TO TOP 4 BOTTOM PLATE WITH 4) 2 1/2" 6d COMMON OR 4) 3" 6d BOX NAILS OR 4) 5" 14 GA. STAPLES (TOPNAIL) OR 4) 3" 10d COMMON OR 3) 3" 14 GA. STAPLES (END WALL, TYP.)



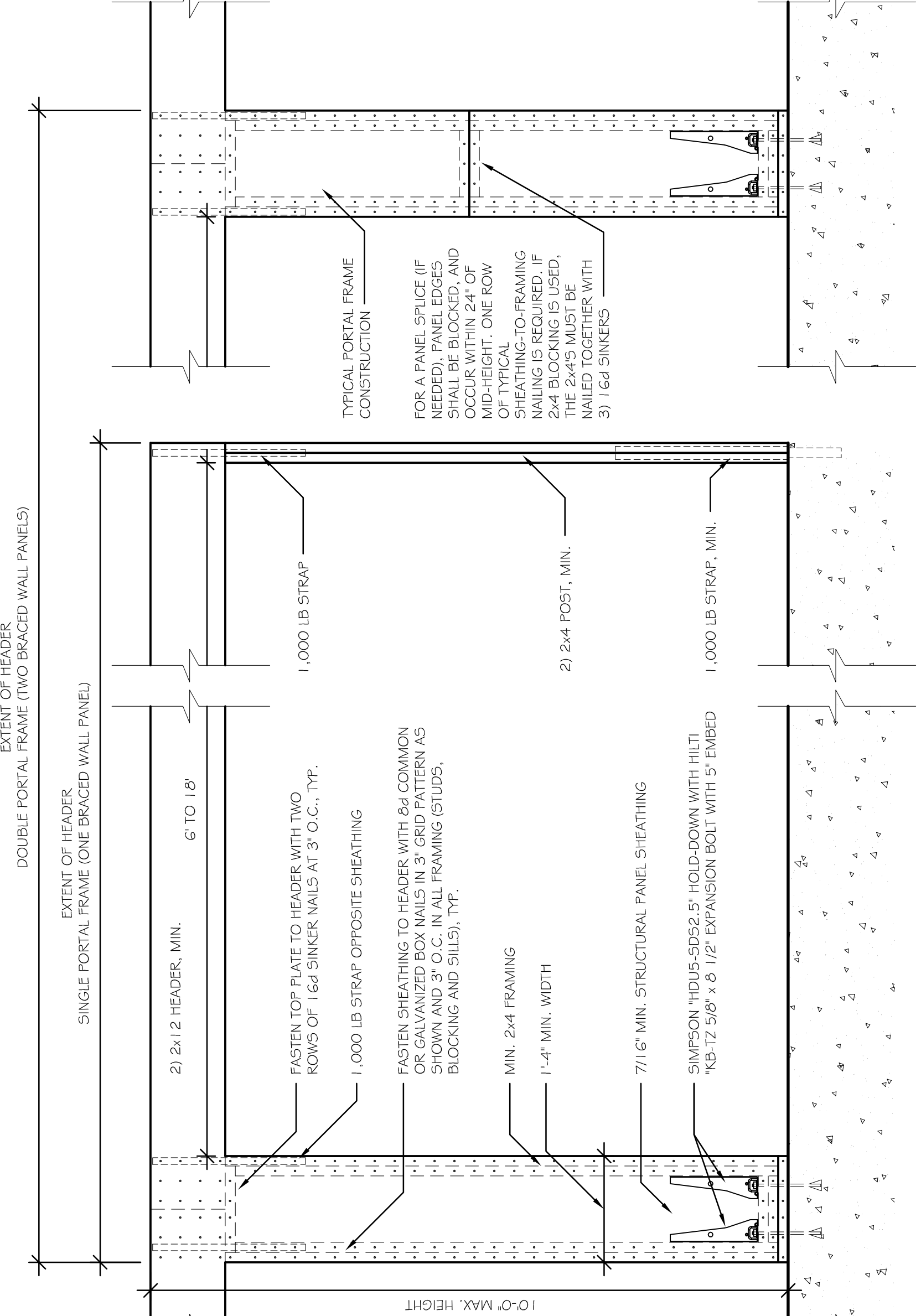
BRACED WALL PANEL TOP PLATE CONNECTION

SCALE: 1/2" = 1'-0"
2020MUKWONAGO CONDOSIMCDRAWINGS
DATE: 9/24/2020



FLOOR CONNECTION DETAIL AT BRACED WALL

SCALE: 3/4" = 1'-0"
2020MUKWONAGO CONDOSIMCDRAWINGS
DATE: 9/24/2020

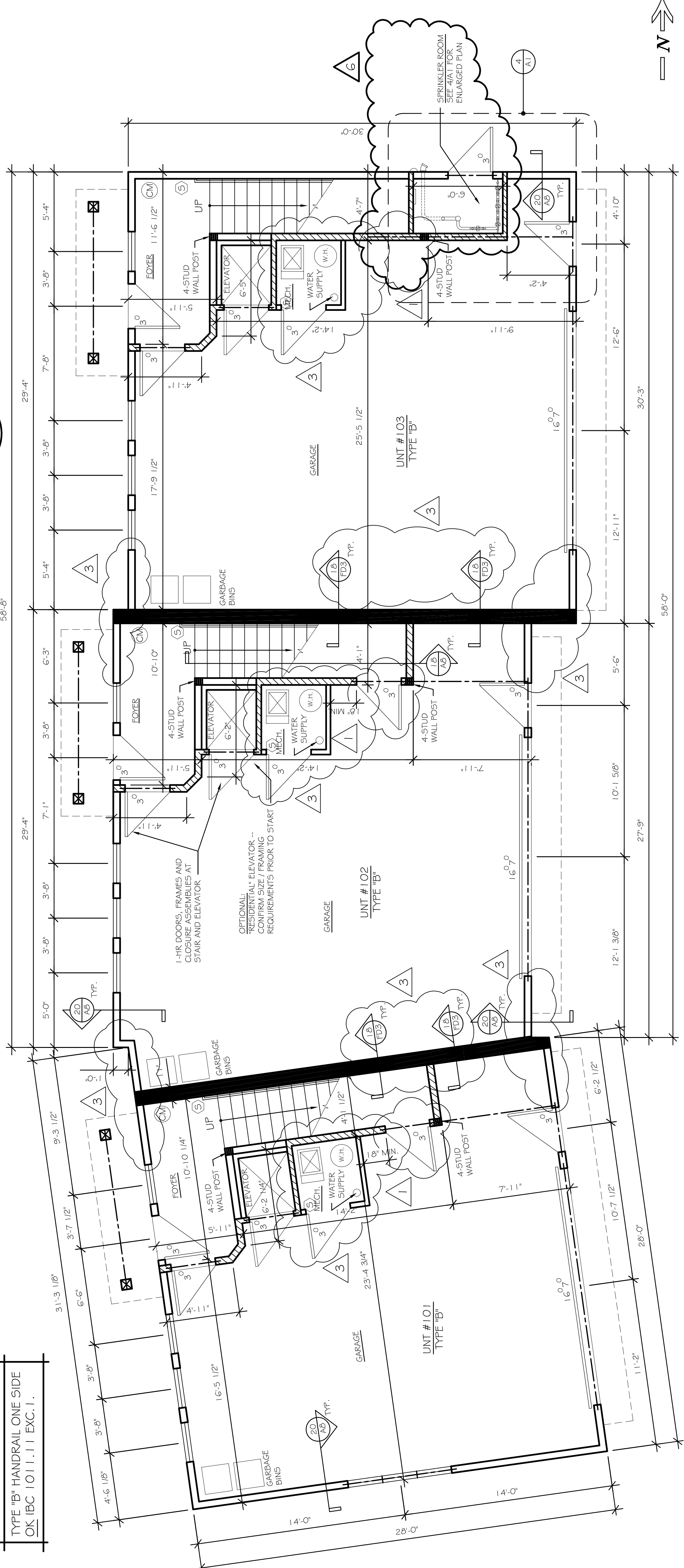
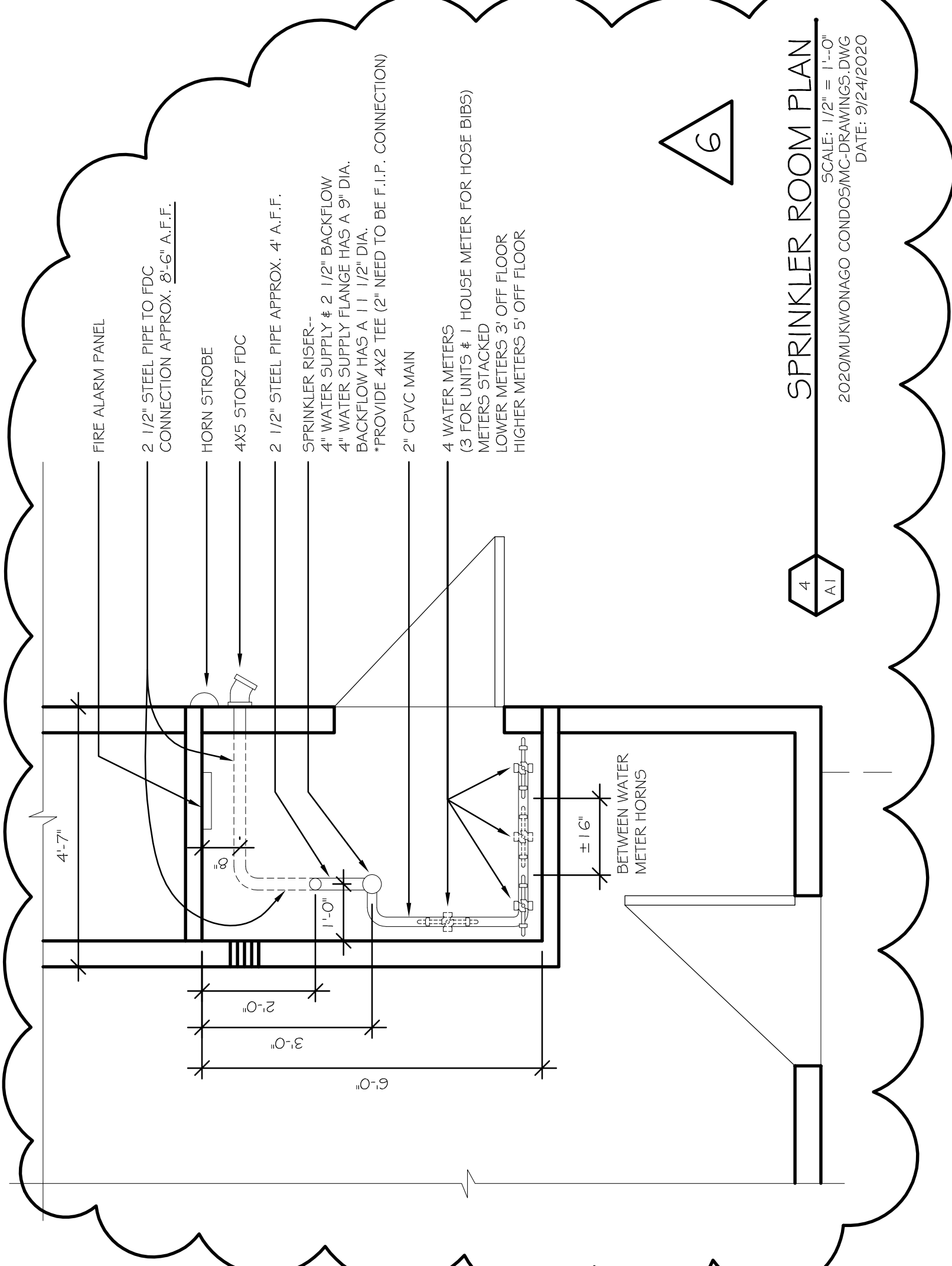


BRACED WALL DETAILS 1 (a) IBC FIGURE 2308.6.5.2

IBC-2308.6.5 ALTERNATE BRACING WALL PANEL ADJACENT TO A DOOR OR WINDOW OPENING

BRACED WALL DETAIL
SCALE: 3/4" = 1'-0"
2020MUKWONAGO CONDOSIMCDRAWINGS
DATE: 9/24/2020

VERIFY ALL CONDITIONS AND DIMENSIONS ON THE JOB AND NOTIFY THE DESIGN ALLIANCE ARCHITECTS, INC. OF ANY DISCREPANCIES PRIOR TO START.



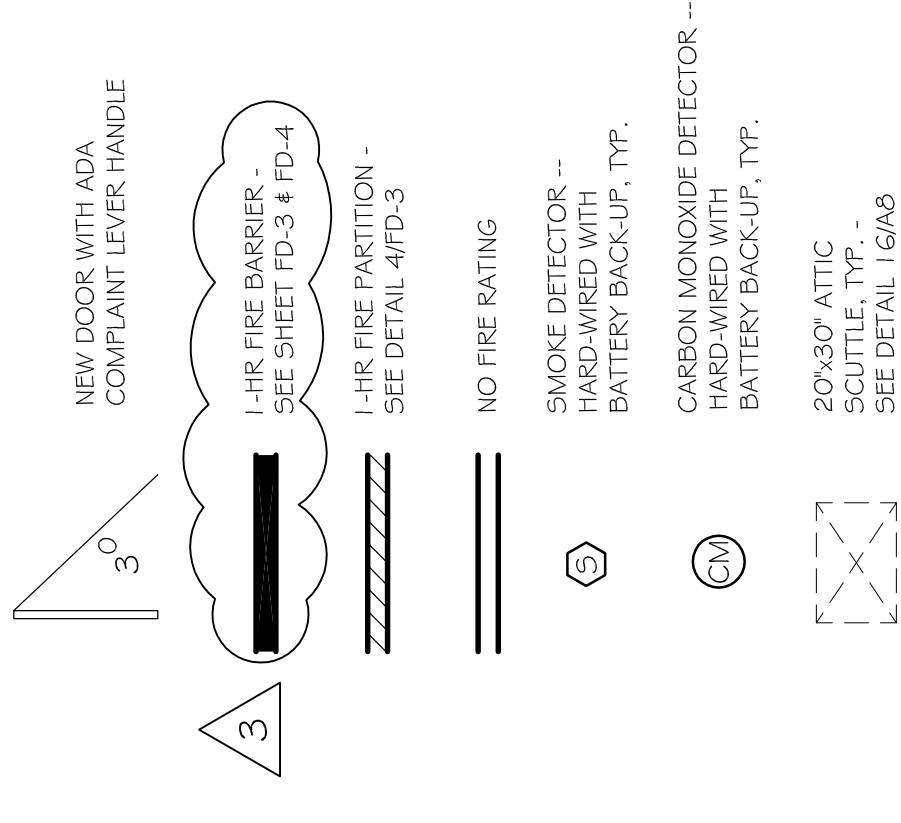
the Design Alliance Architects, Inc.
1003 Madison Avenue
Fort Atkinson, WI
(920) 565-2404

MUKWONAGO CONDOS
BUILDING "A"
200 Grand Avenue
Mukwonago, WI

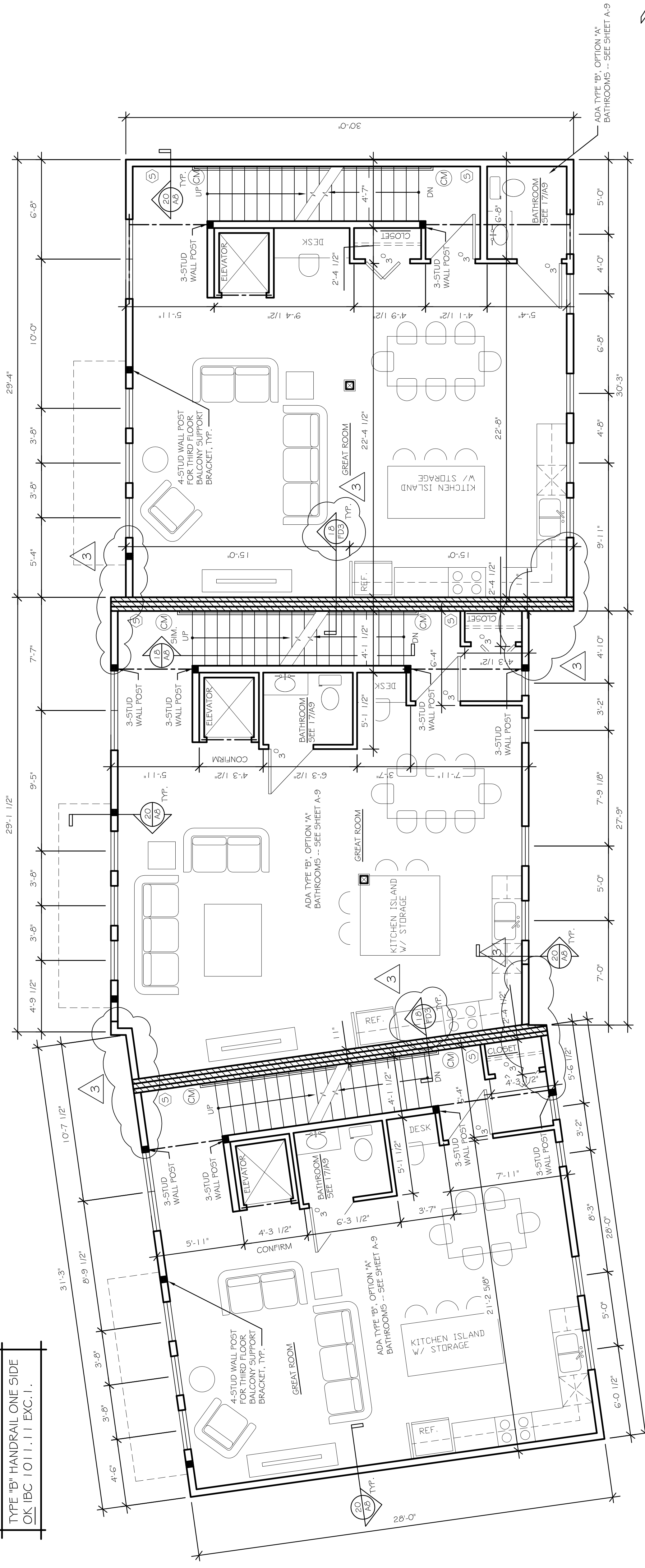
DRAWING NAMES	
FIRST FLOOR PLAN	
LEGEND	
SPRINKLER ROOM PLAN	
REVISIONS	
1	11/9/2020
3	7/12/2021
6	3/23/2022
PROJECT DATA	
DATE:	9/29/2020
DRAWN BY:	CL
CHECKED BY:	P.W.
SHEET NO.	A-1

VERIFY ALL CONDITIONS AND DIMENSIONS ON THE JOB AND NOTIFY THE DESIGN ALLIANCE ARCHITECTS, INC. OF ANY DISCREPANCIES PRIOR TO START.

LEGEND:



LEGEND
SCALE: N.T.S.
2020MUKWONAGO CONDOS/MC/CORPORATION
DATE: 9/29/2020



SECOND FLOOR PLAN
SCALE: 1/4" = 1'-0"
2020MUKWONAGO CONDOS/MC/CORPORATION
DATE: 6/8/2020

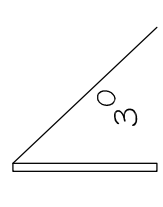
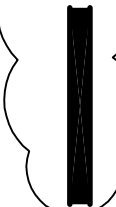
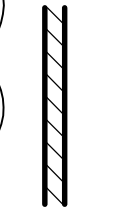
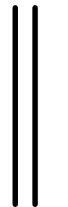


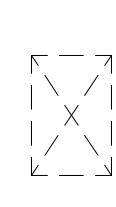


DRAWING NAMES	
SECOND FLOOR PLAN	
REVISIONS	
3	7/11/2021
PROJECT DATA	
DATE:	9/29/2020
DRAWN BY:	CL
CHECKED BY:	P.W.
SHEET NO.	
A-2	

MUKWONAGO CONDOS
200 Grand Avenue
Mukwonago, WI

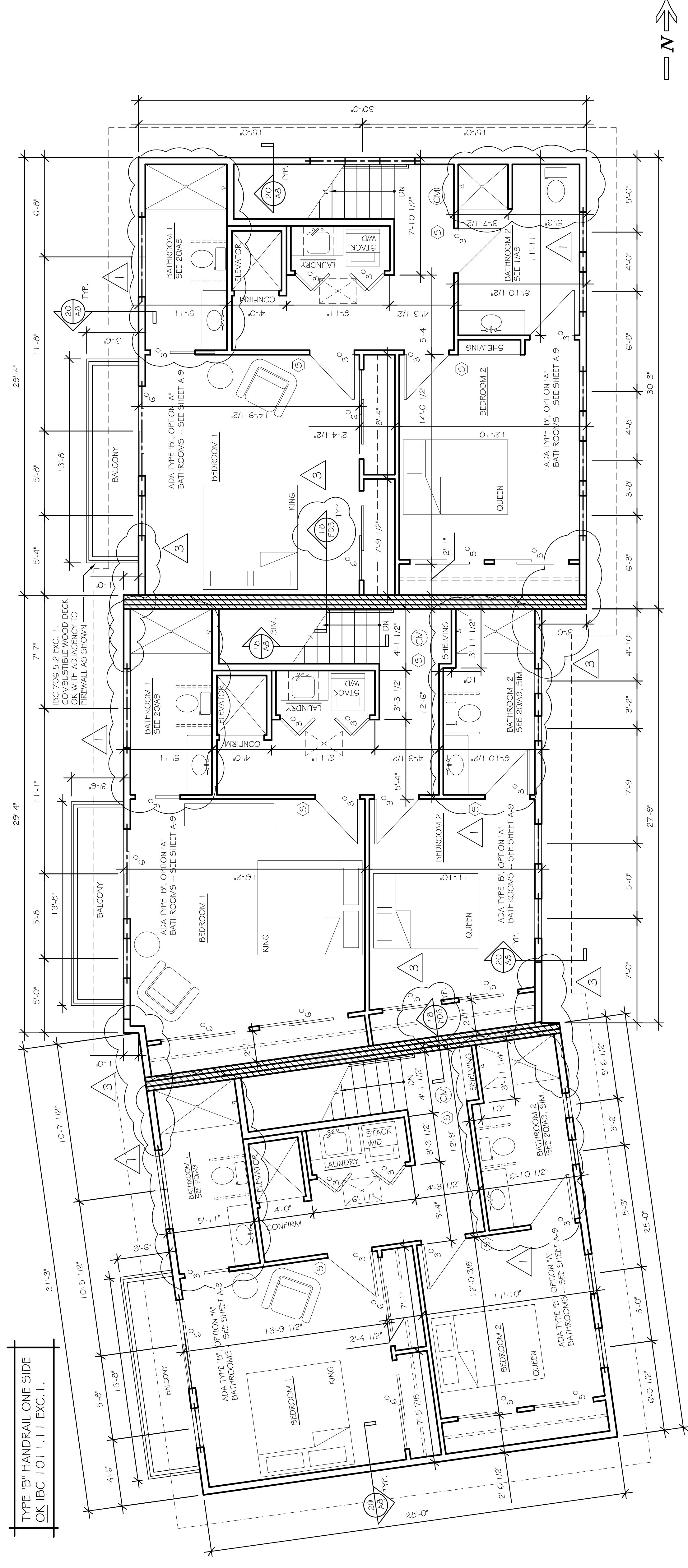
the Design Alliance Architects, Inc.
1003 Madison Avenue
Fort Atkinson, WI
(920) 563-3404

LEGEND:

-  NEW DOOR WITH ADA COMPLIANT LEVER HANDLE
-  1-HR FIRE BARRIER - SEE SHEET FD-3 & FD-4
-  1-HR FIRE PARTITION - SEE DETAIL 4FD-3
-  NO FIRE RATING
-  SMOKE DETECTOR - HARDWIRED WITH BATTERY BACK-UP, TYP.
-  CARBON MONOXIDE DETECTOR - HARDWIRED WITH BATTERY BACK-UP, TYP.
-  20X30" ATTIC SCUTTLE, TYP. - SEE DETAIL 16A46

VERIFY ALL CONDITIONS AND DIMENSIONS ON THE JOB AND NOTIFY THE DESIGN ALLIANCE ARCHITECTS, INC. OF ANY DISCREPANCIES PRIOR TO START.

LEGEND
 SCALE: INT./S.
 2020MUKWONAGO CONDOSM/C DRAWING NO. 6
 DATE: 9/29/2020



THIRD FLOOR PLAN
 SCALE: 1/4" = 1'-0"
 2020MUKWONAGO CONDOSM/C DRAWING NO. 6
 DATE: 6/8/2020

DRAWING NAMES	
THIRD FLOOR PLAN	

REVISIONS	
1	11/9/2020
3	7/12/221

PROJECT DATA	
DATE:	9/29/2020
DRAWN BY:	CL
CHECKED BY:	P.W.
SHEET NO.	A-3

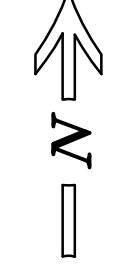
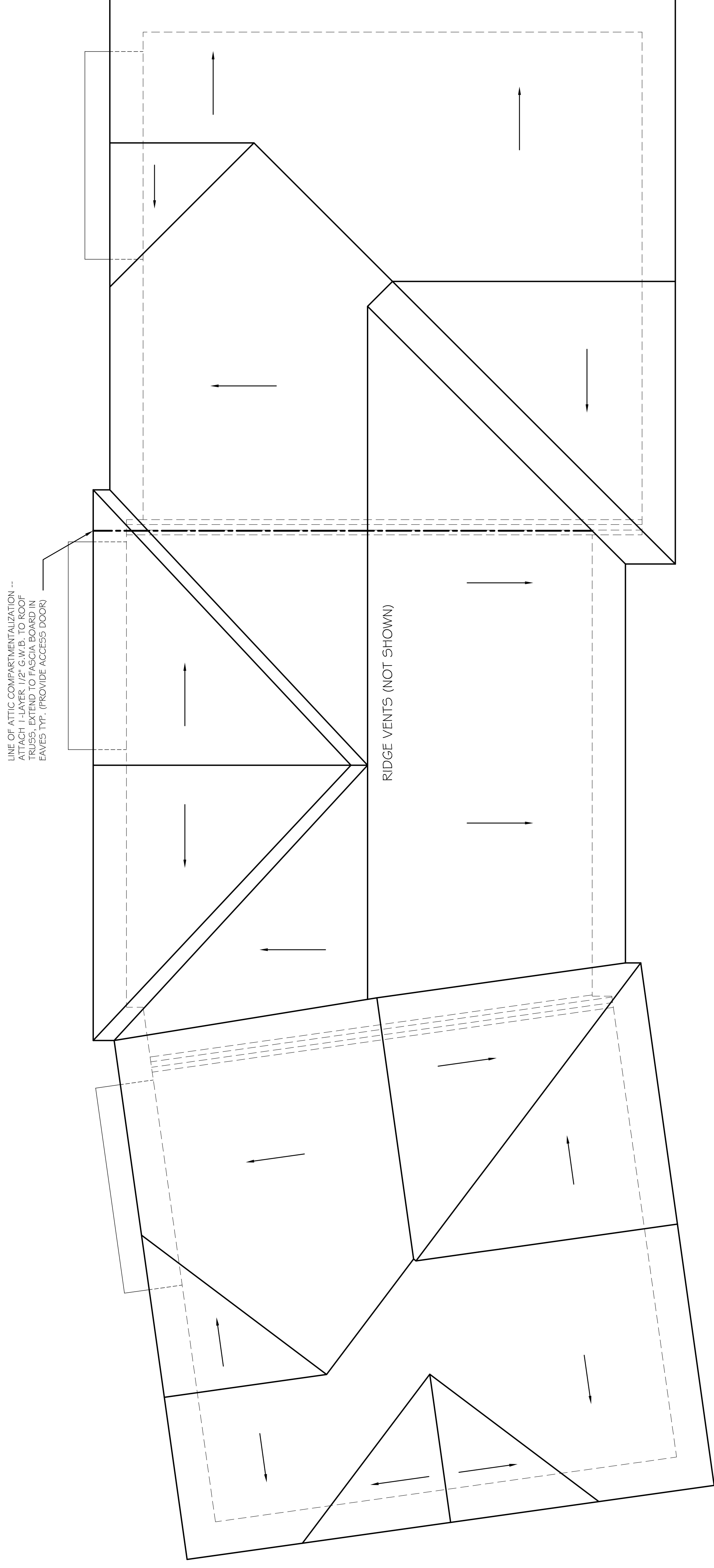
DRAWING NAMES
ROOF PLAN

REVISIONS
3 7/12/21

PROJECT DATA
DATE: 9/29/2020
DRAWN BY: CL
CHECKED BY: P.W.


SHEET NO.
A-4

VERIFY ALL CONDITIONS AND DIMENSIONS ON
 THE JOB AND NOTIFY THE DESIGN ALLIANCE
 ARCHITECTS, INC. OF ANY DISCREPANCIES
 PRIOR TO START.



20
 AT
 ROOF PLAN
 SCALE: 1/4" = 1'-0"
 2020 MUKWONAGO CONDOS BLDG "A" DRAWING SET
 DATE: 6/8/2020

VERIFY ALL CONDITIONS AND DIMENSIONS ON THE JOB AND NOTIFY THE DESIGN ALLIANCE ARCHITECTS, INC. OF ANY DISCREPANCIES PRIOR TO START.



1003 Madison Avenue
Fort Atkinson, WI

(920) 563-3404

MUKWONAGO CONDOS
BUILDING "A"
200 Grand Avenue
Mukwonago, WI

DRAWING NAMES

WEST ELEVATION

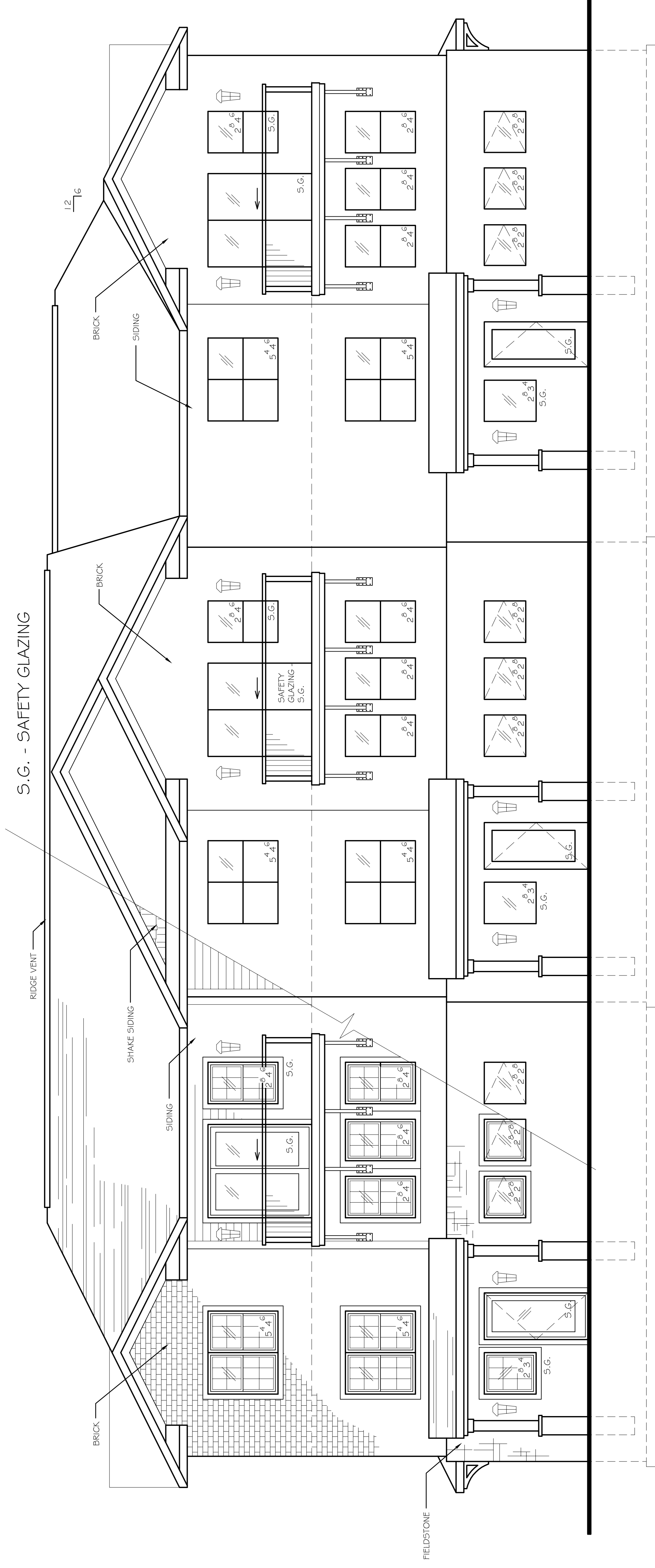
REVISIONS

PROJECT DATA

DATE: 9/29/2020
DRAWN BY: CL
CHECKED BY: P.W.

SHEET NO.


A-5



WEST ELEVATION
SCALE: 1/4" = 1'-0"
2020 MUKWONAGO CONDOS/MICHAEL J. DUNN ARCHITECTS
DATE: 09/29/2020



VERIFY ALL CONDITIONS AND DIMENSIONS ON THE JOB AND NOTIFY THE DESIGN ALLIANCE ARCHITECTS, INC. OF ANY DISCREPANCIES PRIOR TO START.



1003 Madison Avenue
Fort Atkinson, WI

(920) 563-2404

MUKWONAGO CONDOS
BUILDING "A"
200 Grand Avenue
Mukwonago, WI

DRAWING NAMES

EAST ELEVATION

REVISIONS

PROJECT DATA

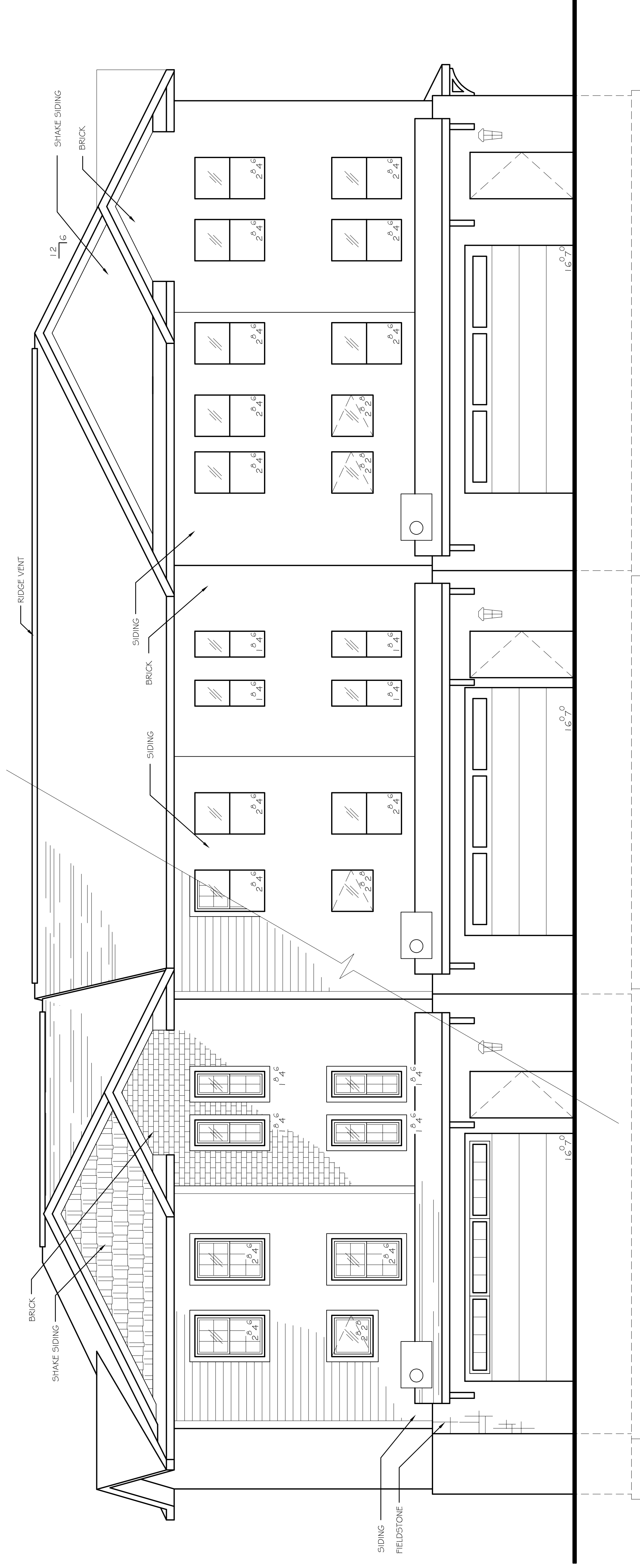
DATE: 9/29/2020

DRAWN BY: CL

CHECKED BY: P.W.

SHEET NO.

A-6



EAST ELEVATION
SCALE: 1/4" = 1'-0"
2020 MUKWONAGO CONDOS/MIC DRIVING STAYS
DATE: 09/29/2020

VERIFY ALL CONDITIONS AND DIMENSIONS ON THE JOB AND NOTIFY THE DESIGN ALLIANCE ARCHITECTS, INC. OF ANY DISCREPANCIES PRIOR TO START.

the Design Alliance
Architects, Inc.

1003 Madison Avenue
Fort Atkinson, WI

(920) 563-3404

MUKWONAGO CONDOS
BUILDING "A"
200 Grand Avenue
Mukwonago, WI

DRAWING NAMES

ELEVATIONS

REVISIONS

6 3/23/2022

PROJECT DATA

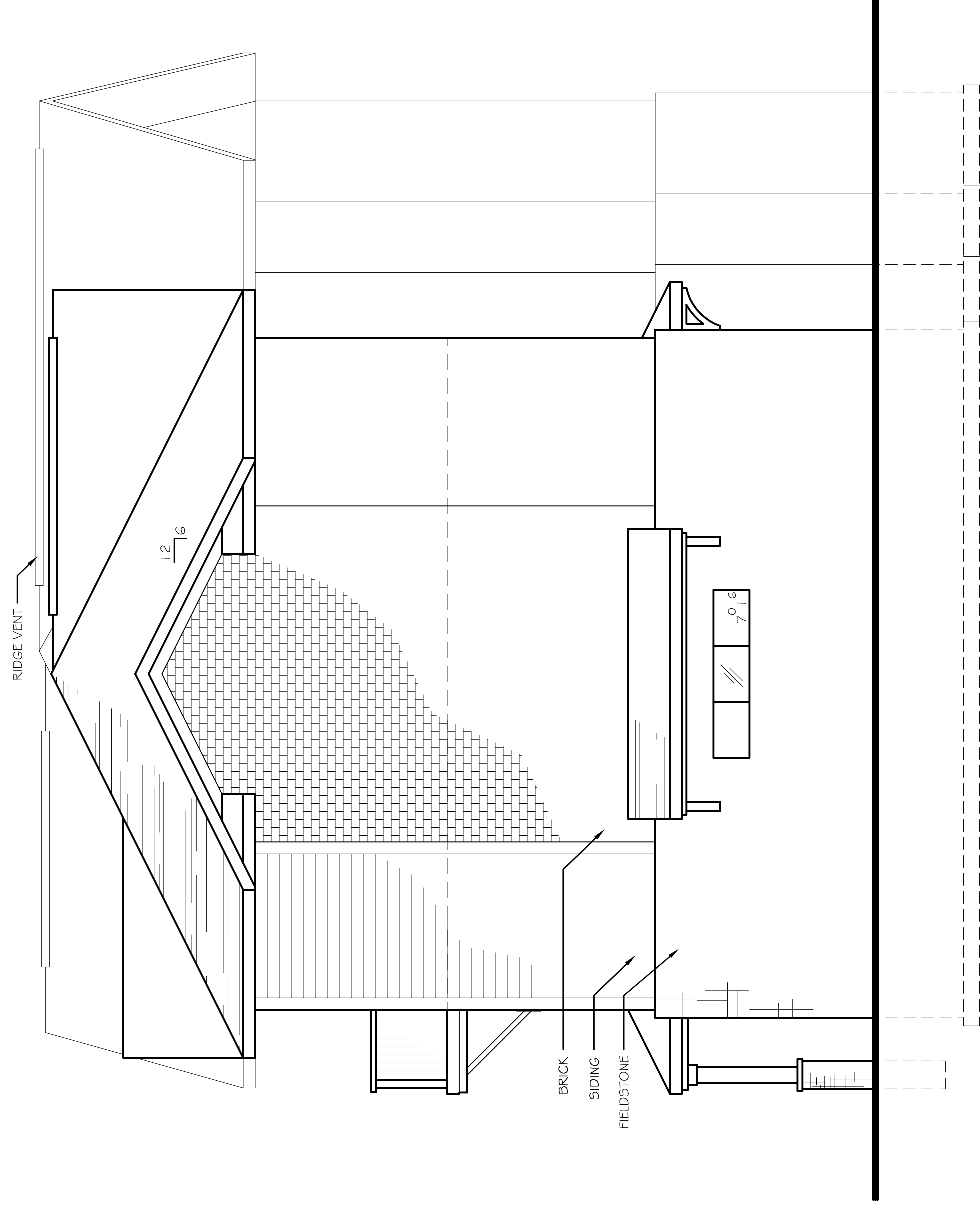
DATE: 9/29/2020

DRAWN BY: CL

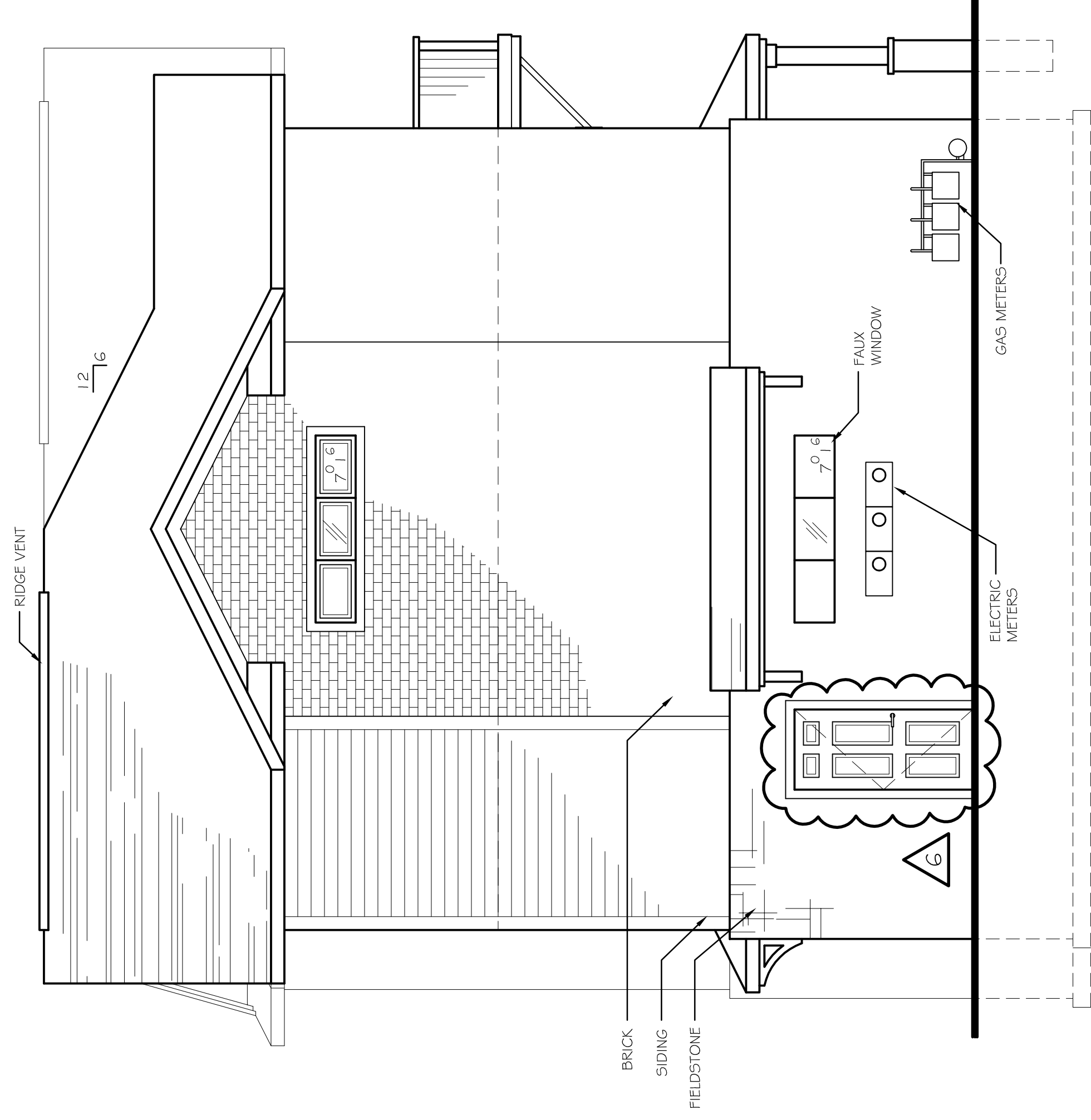
CHECKED BY: P.W.

SHEET NO.

A-7



SOUTH ELEVATION
SCALE: 1/4" = 1'-0"
2020MUKWONAGO CONDOS(SM)-DRAWINGS
DATE: 03/20/20



NORTH ELEVATION
SCALE: 1/4" = 1'-0"
2020MUKWONAGO CONDOS(SM)-DRAWINGS
DATE: 03/20/20

MUKWONAGO CONDOS
BUILDING "A"
200 Grand Avenue
Mukwonago, WI

DRAWING NAMES

WALL SECTION
STAIR SECTION
BALCONY DETAIL
ATTIC SCUTTLE DETAIL

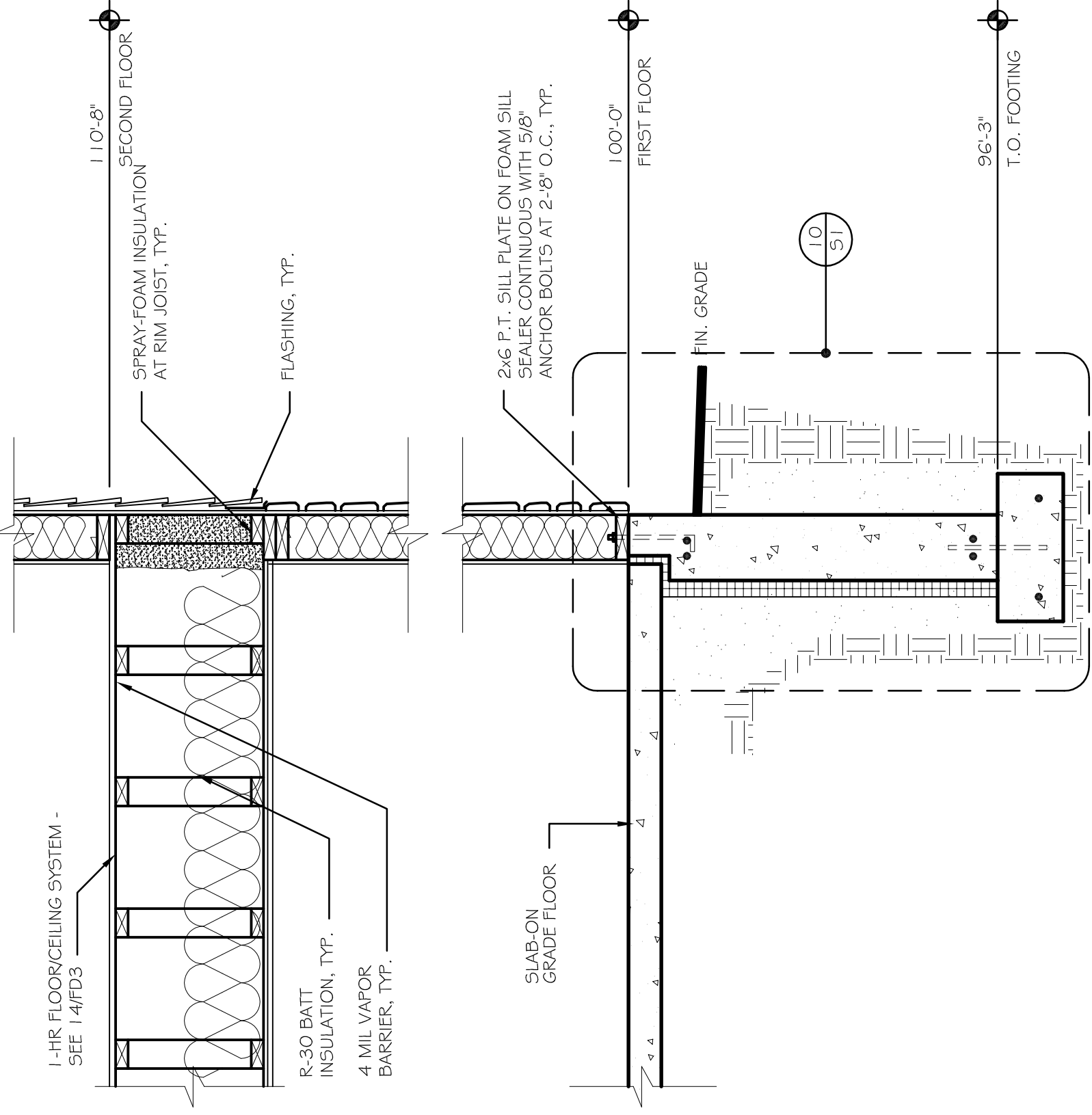
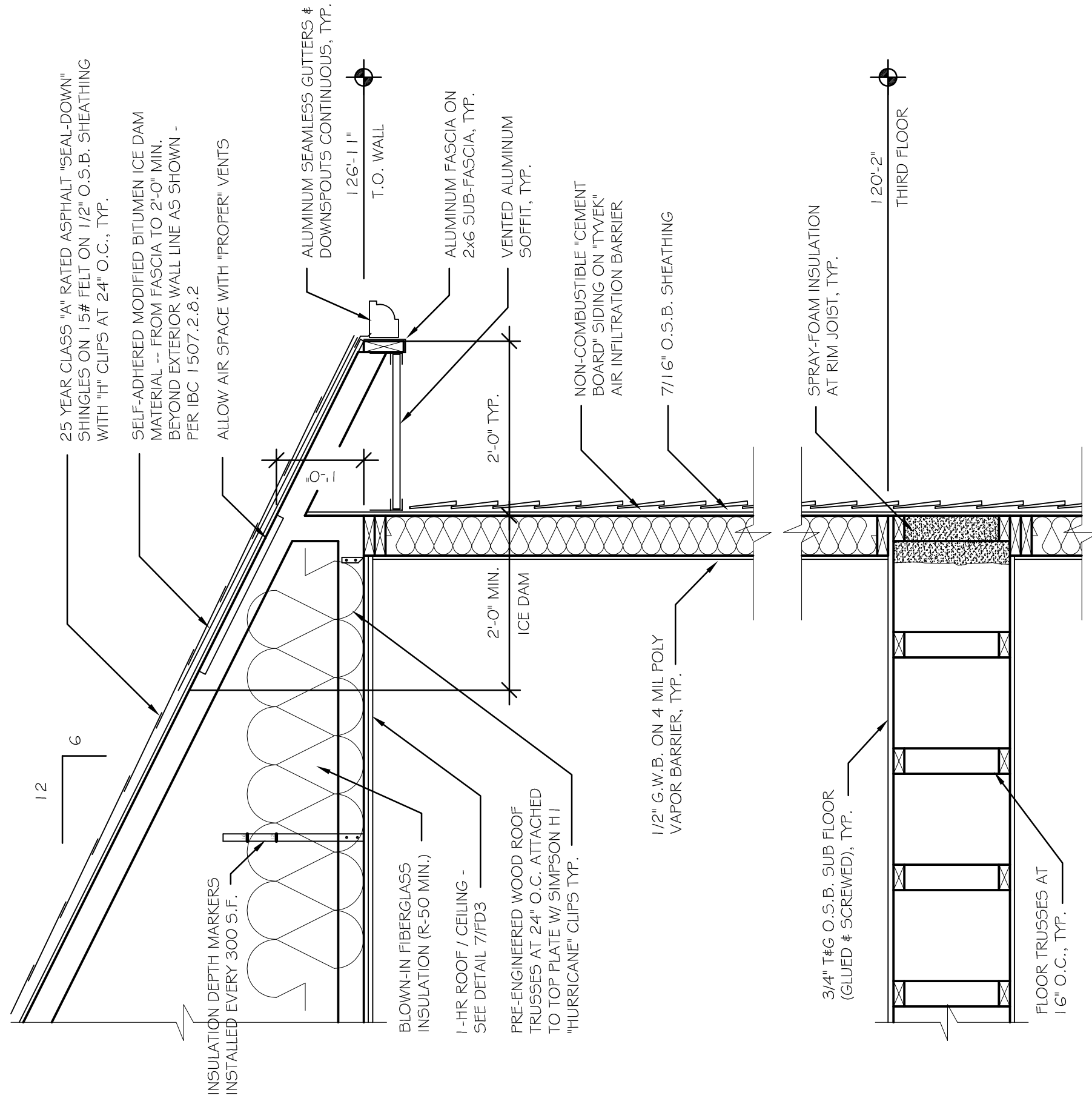
REVISIONS

PROJECT DATA

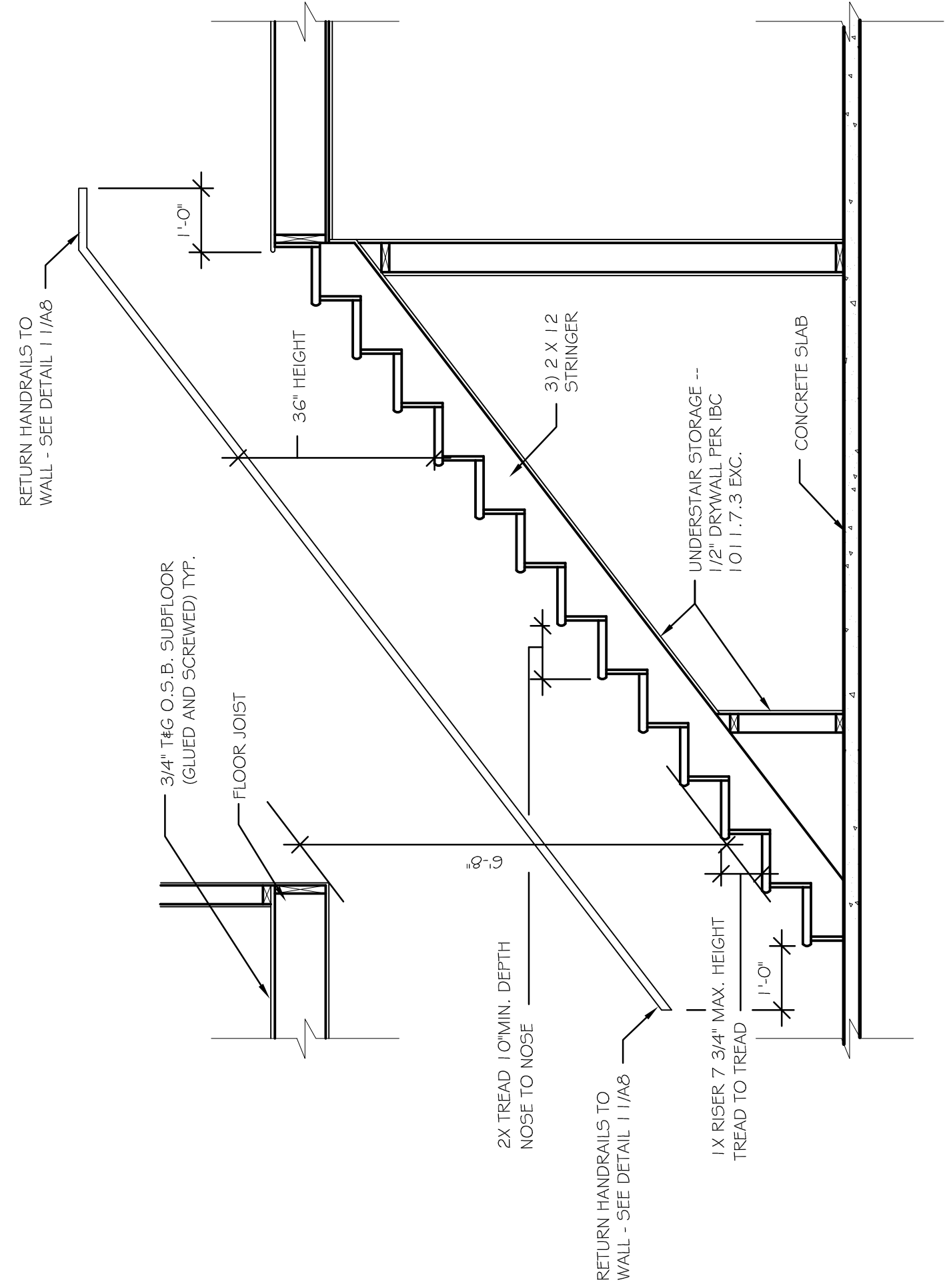
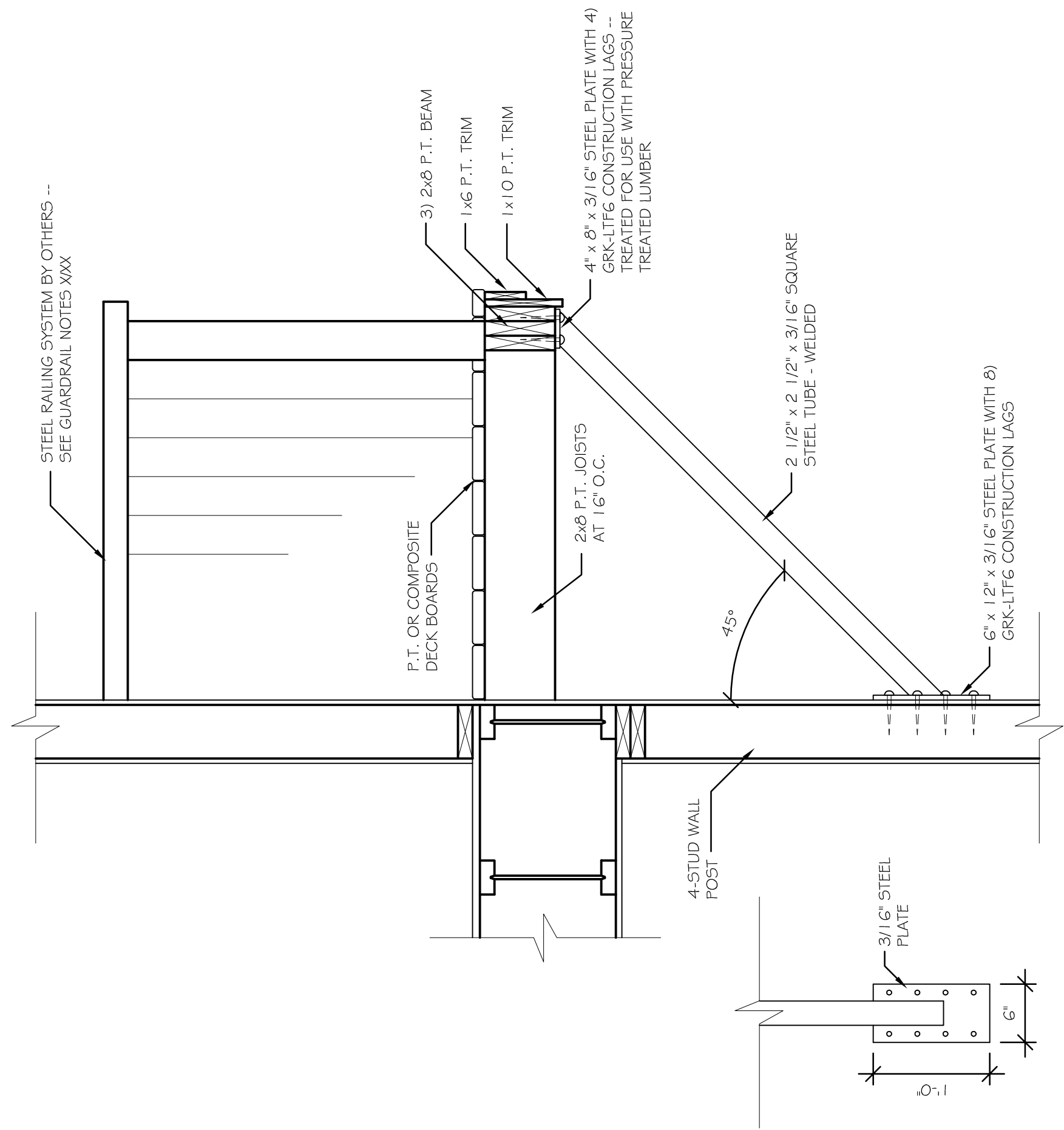
DATE: 9/29/2020
DRAWN BY: C.J.
CHECKED BY: P.W.

SHEET NO.

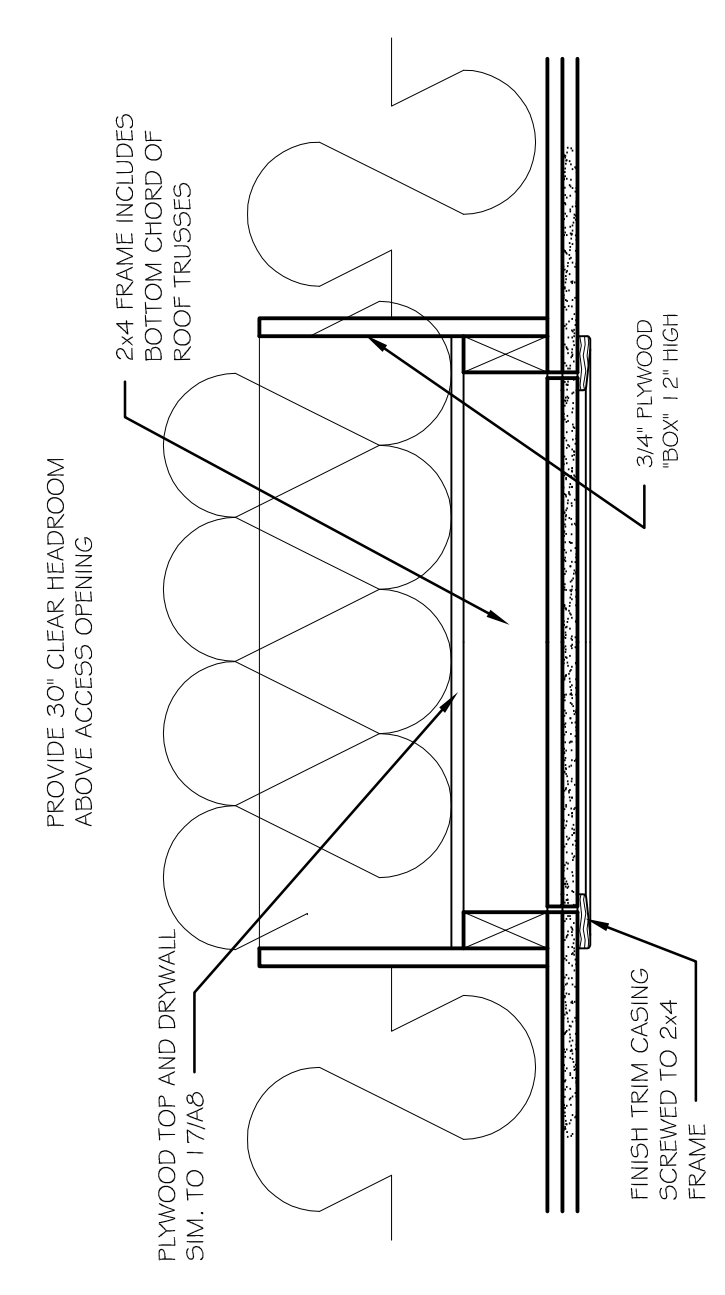
A-8



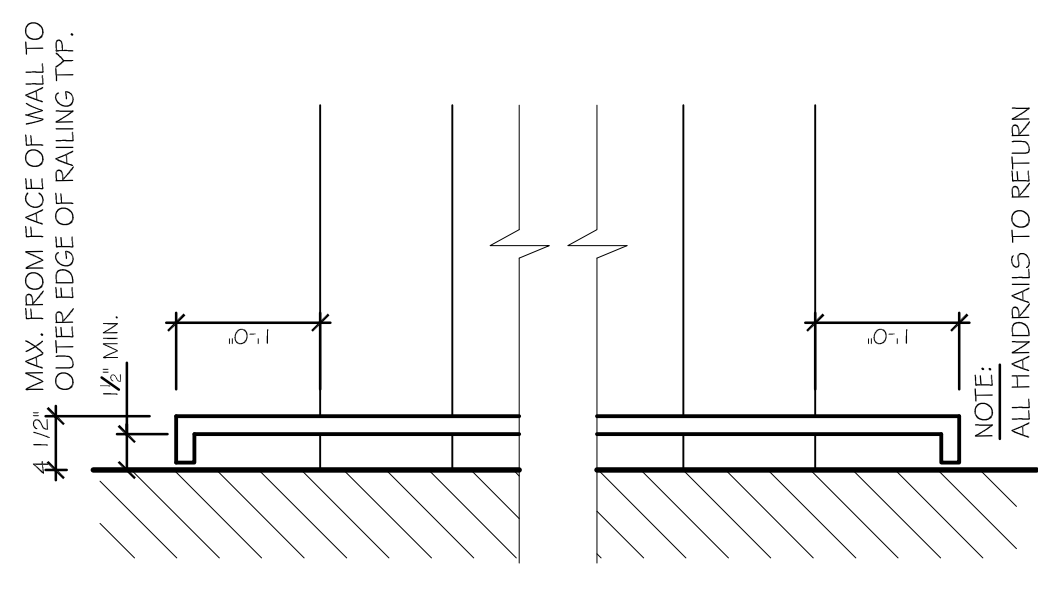
BALCONY SECTION
SCALE: 1" = 1'-0"
2020MUKWONAGO CONDOS/MC-DRAWING.DWG
DATE: 9/22/2020



HANDRAIL DETAIL
SCALE: N.T.S.
2020MUKWONAGO CONDOS/MC-DRAWING.DWG
DATE: 10/19/2020



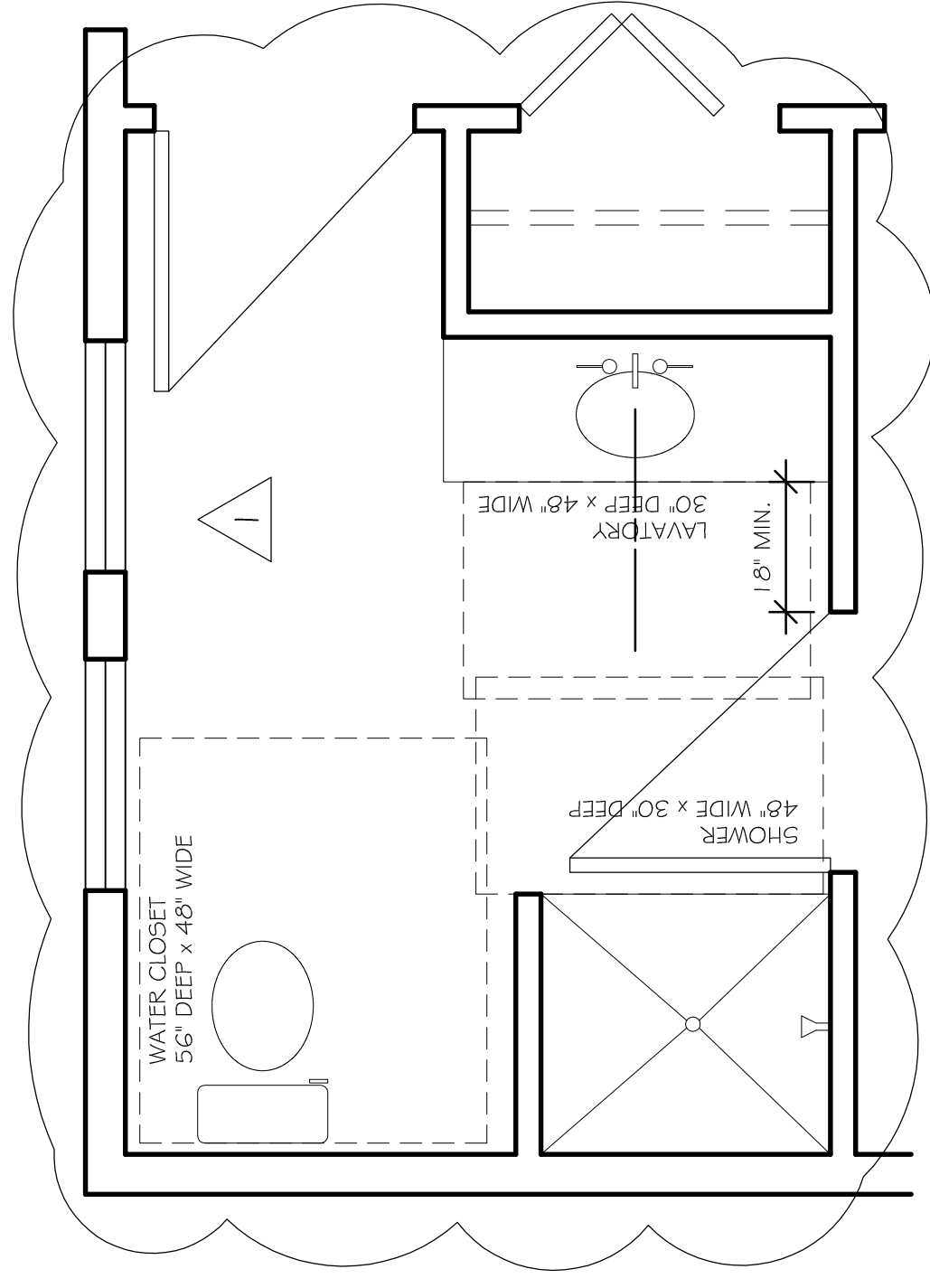
ATTIC SCUTTLE DETAIL
SCALE: 1 1/2" = 1'-0"
2020MUKWONAGO CONDOS/MC-DRAWING.DWG
DATE: 9/22/2020



GUARDRAIL NOTES
SCALE: N.T.S.
2020MUKWONAGO CONDOS/MC-DRAWING.DWG
DATE: 9/22/2020

GUARDRAIL NOTES:
GUARDRAIL TO BE CONSTRUCTED TO WITHSTAND A LOAD OF 200 LBS. APPLIED AT ANY POINT IN ANY DIRECTION
GUARDRAILS ARE REQUIRED WHERE WALKING SURFACE IS 24" OR MORE ABOVE THE FLOOR OR GRADE BELOW
GUARDRAIL TO CONTINUE ALONG OPEN SIDE OF STAIR / BALCONY TYP.
GUARDRAIL HEIGHT: 36" ABOVE WALKING SURFACE
HANDRAILS AND GUARDRAILS TO BE CONSTRUCTED TO PREVENT THE THROUGH-PASSAGE OF A SPHERE WITH A DIAMETER OF 4" OR LARGER
THE TRIANGULAR AREA FORMED BY THE TREAD, RISER AND BOTTOM RAIL SHALL HAVE AN OPENING SIZE THAT PREVENTS THE THROUGH-PASSAGE OF A SPHERE WITH A DIAMETER OF 6" OR LARGER.
SPINDLES ONLY REQUIRED WHERE ELEVATION OF DECK/STAIR IS $\geq 2'-0"$ ABOVE ADJACENT GRADE

VERIFY ALL CONDITIONS AND DIMENSIONS ON THE JOB AND NOTIFY THE DESIGN ALLIANCE ARCHITECTS, INC. OF ANY DISCREPANCIES PRIOR TO START.



ADA COMPLIANT TYPE "B" OPTION "A" BATHROOM
SCALE: 1/2" = 1'-0"
2020MUKWONAGO CONDOS5MCMC-DRAWINGS.DWG
DATE: 9/22/2020

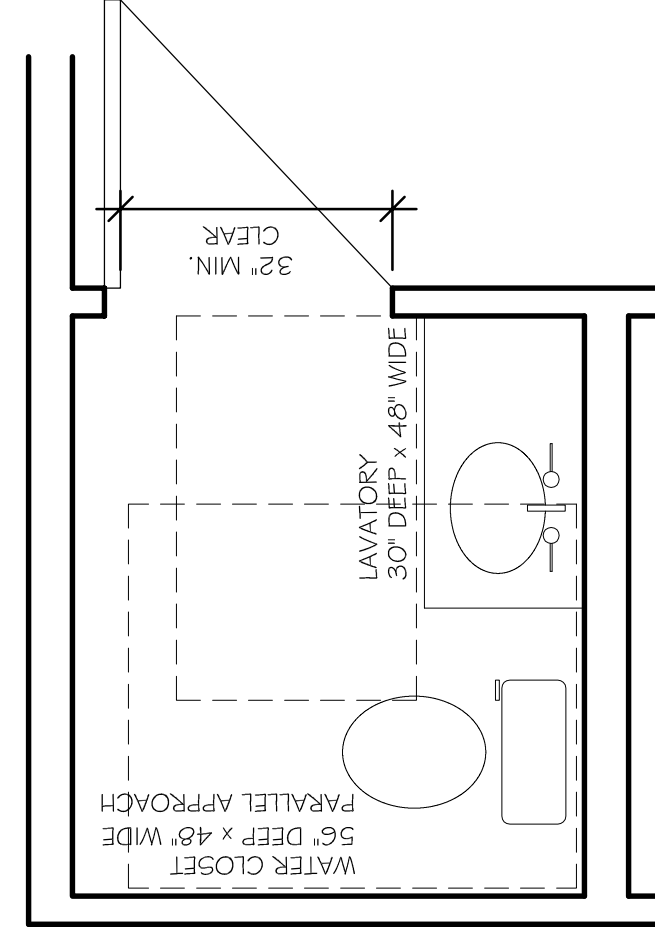
1 A9

GENERAL NOTES:

- FOR FIRE SEPARATION REQUIREMENTS, DETAIL REFERENCES AND DOOR TYPE IDENTIFICATION -- SEE SHEETS FD-1, FD-2, FD-3.
- FOR NATURAL LIGHT AND VENTILATION CALCULATIONS SEE 8/A-9
- IBC 1205.3 LIVING SPACES WITH INADEQUATE NATURAL LIGHT: ARTIFICIAL LIGHT SHALL BE PROVIDED THAT IS ADEQUATE TO PROVIDE AN AVERAGE ILLUMINATION OF 10 FOOT-CANDLES (107 LUX) OVER THE AREA OF THE ROOM AT A HEIGHT OF 30" ABOVE THE FLOOR LEVEL -- ALL UNITS.YT.
- IMC SECTION 403 MECHANICAL VENTILATION: REQUIRED AT ALL LIVING SPACES THAT DO NOT HAVE OPENABLE WINDOW AREA TO MEET IBC 1203.4 REQUIREMENTS -- ALL UNITS.YT.

GENERAL NOTES
SCALE: N.T.S.
2020MUKWONAGO CONDOS5MCMC-DRAWINGS.DWG
DATE: 9/22/2020

6 A9



ADA COMPLIANT TYPE "B" OPTION "A" BATHROOM
SCALE: 1/2" = 1'-0"
2020MUKWONAGO CONDOS5MCMC-DRAWINGS.DWG
DATE: 9/22/2020

17 A9

ADA NOTES:

IMMEDIATE REQUIREMENTS

- BLOCKING FOR FUTURE GRAB BARS.
- REMOVABLE VANITY PER 20/A-9.
- ADA COMPLIANT FAUCETS & TOILET.

FUTURE RETRO-FIT

- FUTURE GRAB BARS IF TENANT DESIRES.

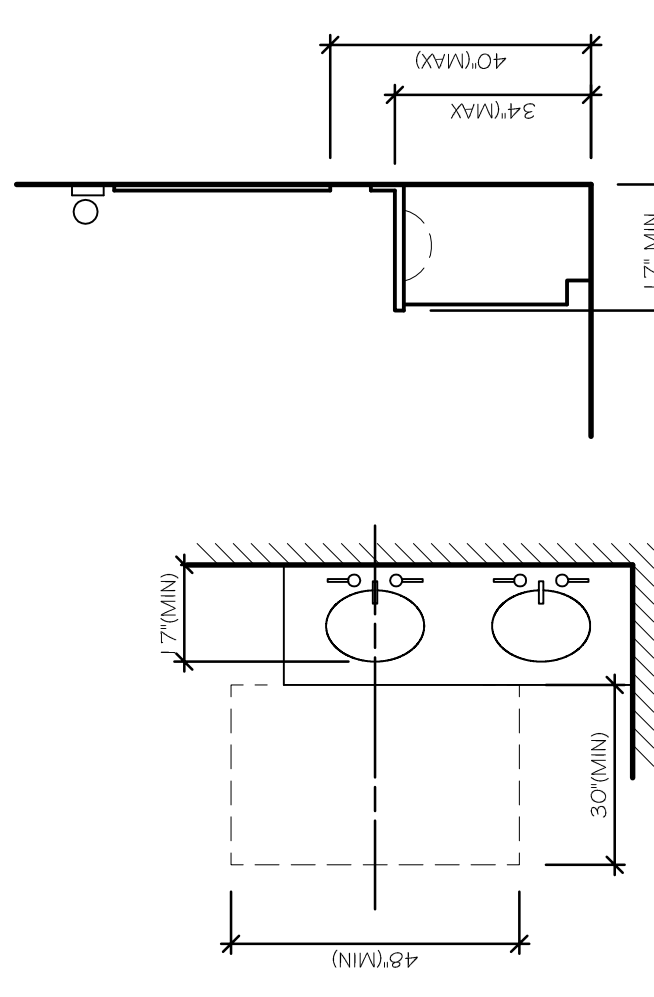
ADA NOTES
SCALE: N.T.S.
2020MUKWONAGO CONDOS5MCMC-DRAWINGS.DWG
DATE: 9/22/2020

19 A9

UNIT #	ROOM	ROOM FLOOR AREA (S.F.)	NATURAL LIGHT REQUIRED (S.F.) (85%)	NATURAL LIGHT PROVIDED (S.F.)	NATURAL VENTILATION REQUIRED (S.F.) (4%)	NATURAL VENTILATION PROVIDED (S.F.)	REMARKS
101	BEDROOM 1	189	15.1	45.3	7.6	20.6	1. NATURAL LIGHT PROVIDED OK
101	BEDROOM 2	131	10.5	20.0	5.2	11.2	2. NATURAL VENTILATION PROVIDED OK
101	LIVING/KITCHEN	496	33.8	75.9	19.8	42.8	3. SEE GENERAL NOTE # 4 8/A-9
102	BEDROOM 1	244	19.5	45.3	9.6	20.6	4. SEE GENERAL NOTE # 5 8/A-9
102	BEDROOM 2	151	12.1	20.0	6.0	11.2	
102	LIVING/KITCHEN	568	45.4	75.9	22.7	42.8	
103	BEDROOM 1	232	18.6	45.3	9.3	20.6	
103	BEDROOM 2	167	13.4	20.0	6.7	11.2	
103	LIVING/KITCHEN	605	48.4	75.9	24.2	42.8	

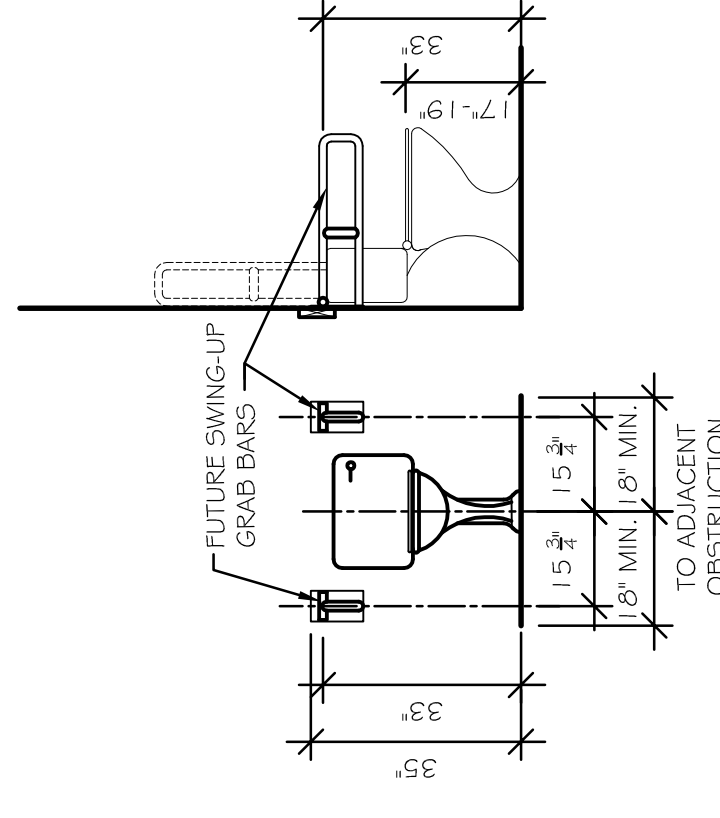
LIGHT & VENT SCHEDULE
SCALE: N.T.S.
2020MUKWONAGO CONDOS5MCMC-DRAWINGS.DWG
DATE: 9/22/2020

8 A9



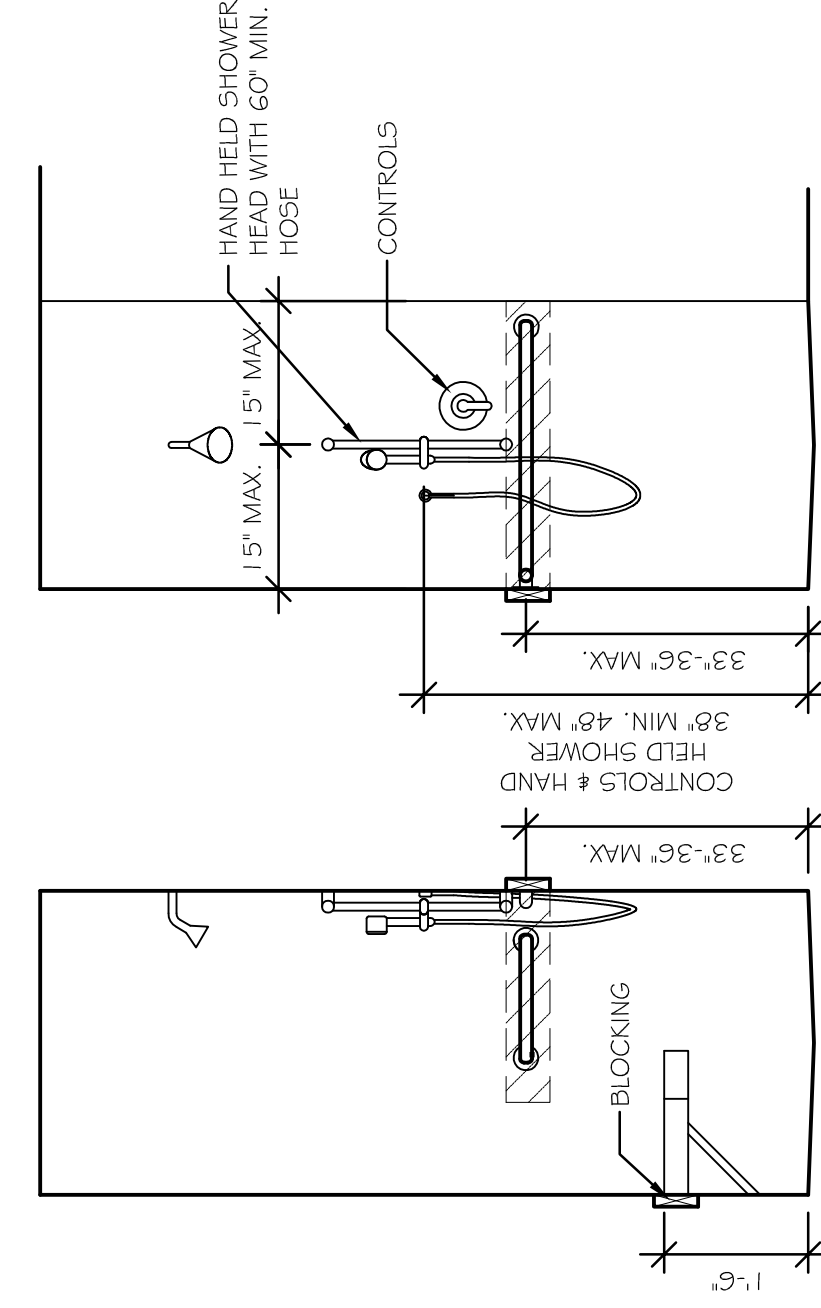
ADA COMPLIANT LAV PLAN & ELEVATION
SCALE: 3/8" = 1'-0"
2020MUKWONAGO CONDOS5MCMC-DRAWINGS.DWG
DATE: 9/22/2020

4 A9



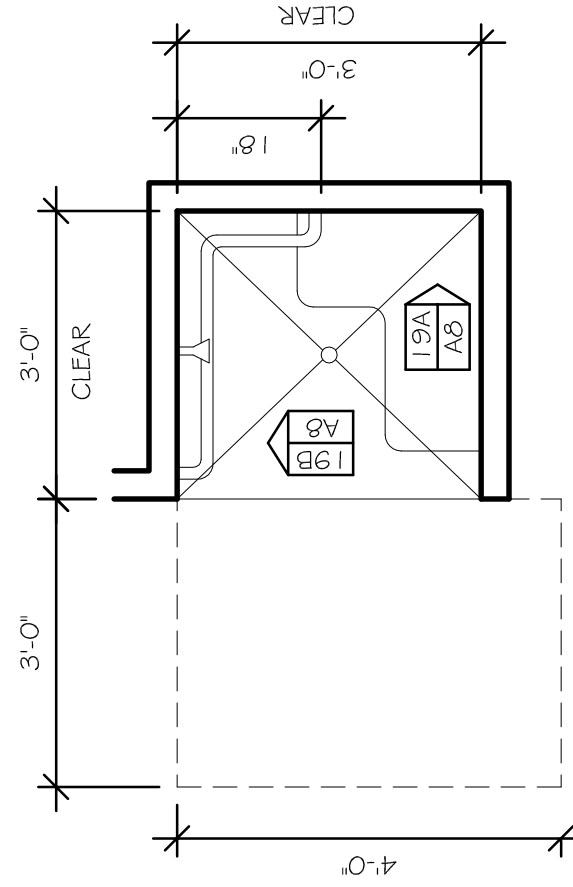
ADA COMPLIANT TOILET ELEVATIONS
SCALE: 3/8" = 1'-0"
2020MUKWONAGO CONDOS5MCMC-DRAWINGS.DWG
DATE: 9/22/2020

9 A9



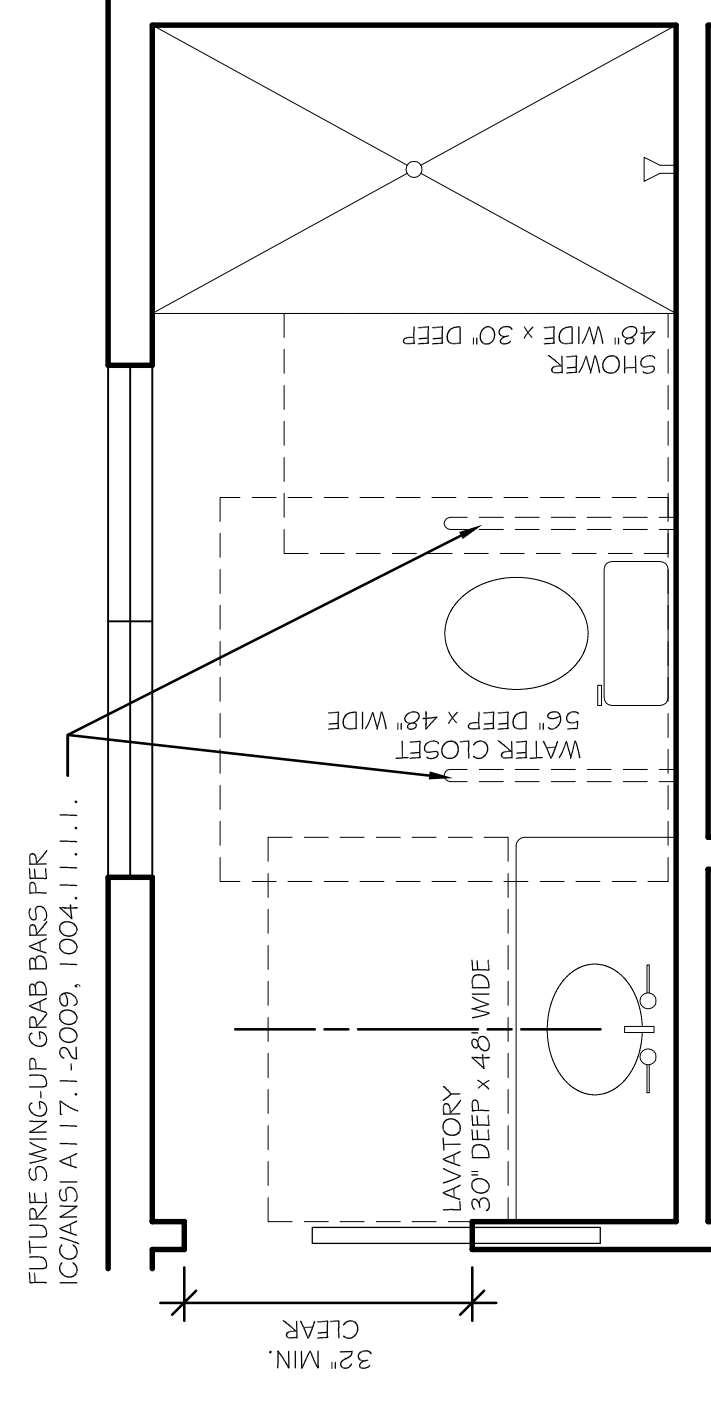
ADA COMPLIANT SHOWER
SCALE: 1/2" = 1'-0"
2020MUKWONAGO CONDOS5MCMC-DRAWINGS.DWG
DATE: 9/22/2020

13 A9



ADA COMPLIANT SHOWER
SCALE: 1/2" = 1'-0"
2020MUKWONAGO CONDOS5MCMC-DRAWINGS.DWG
DATE: 9/22/2020

13 A9



ADA COMPLIANT TYPE "B" OPTION "A" BATHROOM
SCALE: 1/2" = 1'-0"
2020MUKWONAGO CONDOS5MCMC-DRAWINGS.DWG
DATE: 9/22/2020

20 A9

MUKWONAGO CONDOS
BUILDING "A"
200 Grand Avenue
Mukwonago, WI

DRAWING NAMES
ADA DETAILS
LIGHT & VENT SCHEDULE
ADA NOTES
GENERAL NOTES

REVISIONS
1 11/9/2020

PROJECT DATA
DATE: 9/29/2020
DRAWN BY: CL
CHECKED BY: P.W.

SHEET NO.

A-9

VERIFY ALL CONDITIONS AND DIMENSIONS ON THE JOB AND NOTIFY THE DESIGN ALLIANCE ARCHITECTS, INC. OF ANY DISCREPANCIES PRIOR TO START.

the Design Alliance
Architects, Inc.

1003 Madison Avenue
Fort Atkinson, WI
(920) 563-3404