

SILVERMILL PLAZA

11200-11284 W Hillsborough Ave • Tampa, FL 33635

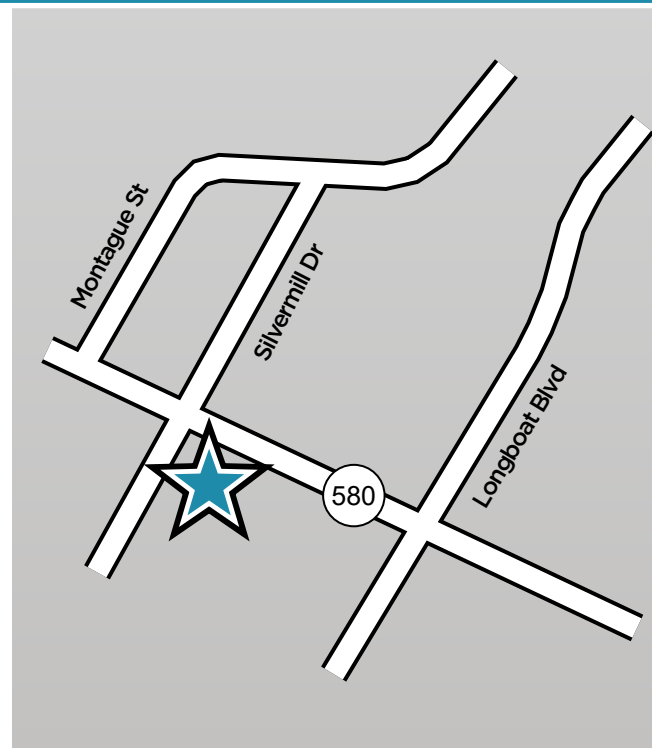
SHOPPING CENTER
OUTPARCEL AVAILABLE



102,568 SF Shopping Center in the Heart of Tampa

Features

- Tenants include Esporta Fitness, Dogtopia, Cafe' De Siam and Habitat for Humanity.
- Outparcel currently available
- Great visibility with a traffic count of 45,000 VPD in front of the center.
- Excellent location on W Hillsborough Ave (Hwy 580) at a lighted intersection and just 1 mile west of Memorial Highway.
- Shopping center offers ample parking and very competitive rates.
- Please call for more information.



Brad Ackerman

954.963.7500 • brad@silverbuilders.com

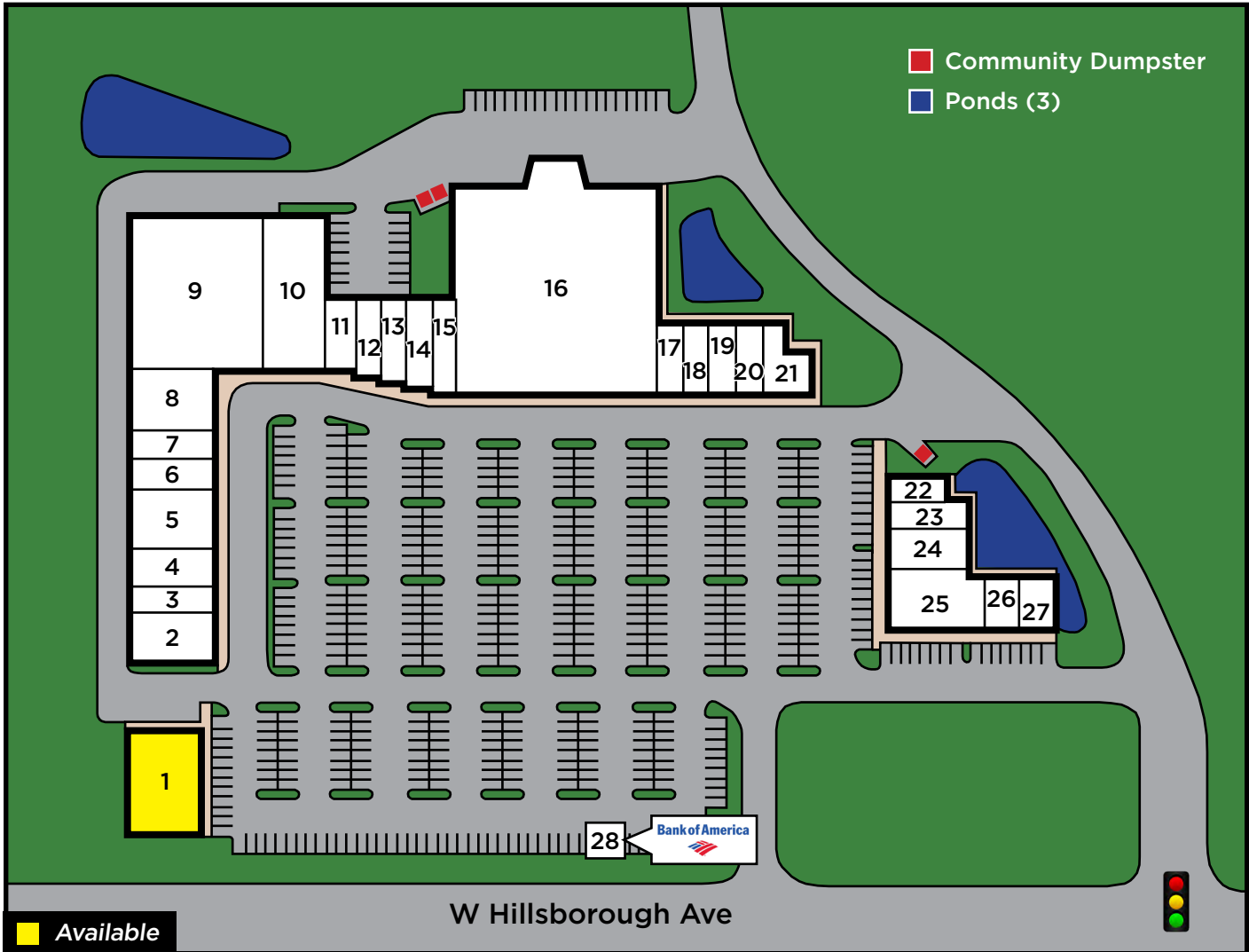


SILVER BUILDERS
REAL ESTATE CORPORATION

SILVERMILL PLAZA

11200-11284 W Hillsborough Ave • Tampa, FL 33635

SHOPPING CENTER
OUTPARCEL AVAILABLE



#	Address	Size
1	11200	Outparcel
2	11212	1,220 SF
3	11216	2,000 SF
4	11218	2,000 SF
5	11220	3,780 SF
6	11228	1,300 SF
7	11230	1,300 SF
8	11232	1,300 SF
9	11234	2,925 SF
10	11236	15,120 SF

#	Address	Size
11	11238	7,228 SF
12	11240	900 SF
13	11242	1,865 SF
14	11246	1,500 SF
15	11248	3,385 SF
16	11252	30,695 SF
17	11254	1,325 SF
18	11256	975 SF
19	11258	1,917 SF
20	11260	975 SF

#	Address	Size
21	11262	2,108 SF
22	11266	1,000 SF
23	11268	1,316 SF
24	11272	2,616 SF
25	11274	5,500 SF
26	11282	1,000 SF
27	11284	1,000 SF
28	11288	ATM

Brad Ackerman

954.963.7500 • brad@silverbuilders.com




SILVER BUILDERS
REAL ESTATE CORPORATION

SILVERMILL PLAZA

11200-11284 W Hillsborough Ave • Tampa, FL 33635

SHOPPING CENTER
OUTPARCEL AVAILABLE



	<u>1 MILE</u>	<u>3 MILES</u>	<u>5 MILES</u>
Population:	9,464	66,653	138,602
Ave HH Income:	\$66,508	\$73,655	\$75,173
Median Age:	36.1	38.9	38.1

Brad Ackerman

954.963.7500 • brad@silverbuilders.com



SILVER BUILDERS
REAL ESTATE CORPORATION