



6310-18 W PASSYUNK AVE/3212 S 67TH STREET  
PHILADELPHIA, PA


AVAILABLE FOR LEASE  
**INDUSTRIAL BUILDING**

11,000 SF  
41.31 Acres

## PROPERTY HIGHLIGHTS

- **BUILDING SF:**  
11,000 SF Available
- **ACREAGE:**  
41.31 acres
- **LOADING:**  
Three (3) drive-ins  
One (1) loading dock
- **CEILING HEIGHTS:**  
22' clear
- **ZONING:**  
I-3 – Heavy Industrial (City of Philadelphia)
- **ADDITIONAL FEATURES:**  
Barge Access





**PROPERTY**

## LOCATION

Located in Southwest Philadelphia, this property provides easy access to I-95, I-76, the Philadelphia International Airport, and The Navy Yard.

6310-18 W Passyunk Ave / 3212 S 67th Street, Philadelphia, PA

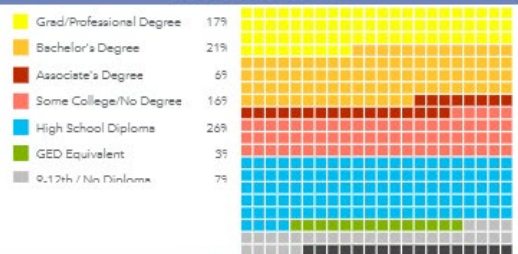
# DEMOGRAPHICS



## POPULATION



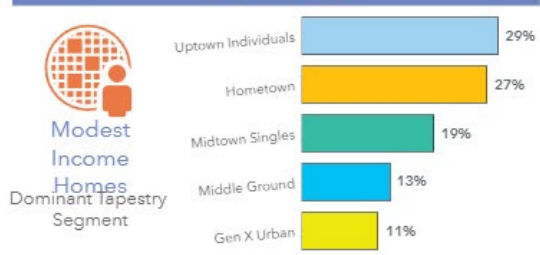
## EDUCATION



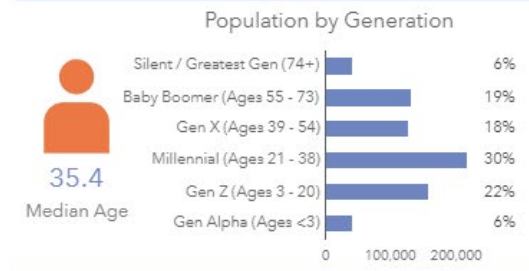
## HOUSING



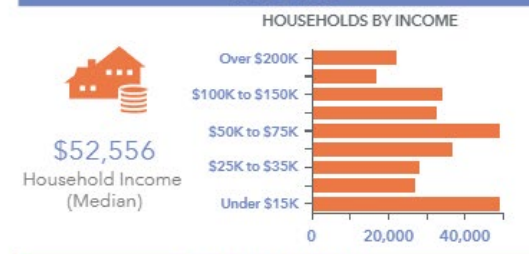
## LIFESTYLES



## AGE



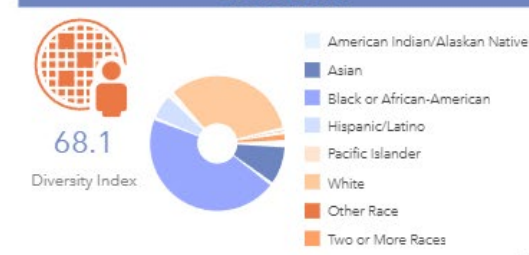
## INCOME



## EMPLOYMENT



## DIVERSITY



v1.0

## REGIONAL OVERVIEW

### ABOUT THE REGION

Philadelphia is the sixth-largest city nationwide. Philadelphia encompasses 135.1 square miles at the confluence of the Delaware and Schuylkill Rivers and is located 100 miles south of New York and 110 miles north of Washington, D.C.

The Philadelphia Metropolitan Statistical Area (MSA) consists of the City of Philadelphia and the eight surrounding counties of Bucks, Chester, Delaware, and Montgomery in Pennsylvania and Burlington, Camden, and Gloucester Counties in New Jersey.

As an urban region, the Philadelphia Metropolitan Statistical Area has the nation's fourth-largest GDP, at \$432 billion. It is also the third most populous downtown among all U.S. cities. As one of the most visited U.S. cities in the country - in 2019 a record 46 million people visited the seven-county region.

Home to world-renowned museums, parks and historic landmarks, and virtually unlimited theater, arts and entertainment options, there is no shortage of reasons why Philadelphia is thriving.



**5,400,000**

Philadelphia Region  
Population



**4th Largest**

Metro GDP in the Nation



**3rd Most**

Populous Downtown



## CONTACT



**Chris Pennington**

Partner & Senior Vice President

**215.448.6053**

[cpennington@binswanger.com](mailto:cpennington@binswanger.com)



Three Logan Square  
1717 Arch Street, Suite 5100  
Philadelphia, PA, 19103  
Phone: 215.448.6000  
[binswanger.com](http://binswanger.com)

The information contained herein is from sources deemed reliable, but no warranty or representation is made as to the accuracy thereof and no liability may be imposed.