

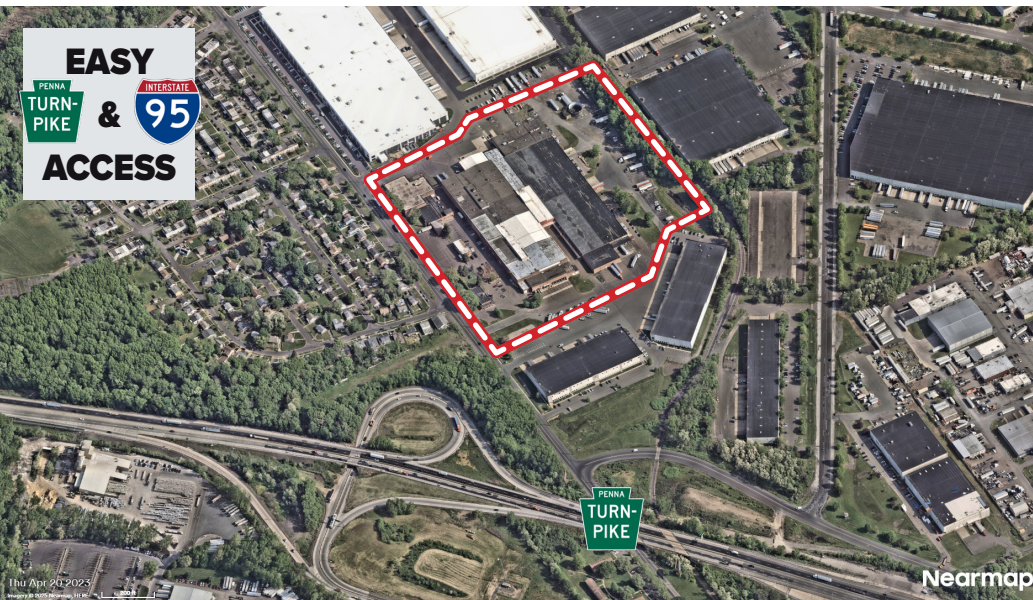
INDUSTRIAL FOR LEASE

57,500 SF FOR LEASE

2201 GREEN LANE, LEVITTOWN, PA



SEE IT IN
3-D!
CLICK HERE FOR A
VIRTUAL TOUR





EASY
PENNA
TURN-PIKE & INTERSTATE
95
ACCESS

UP TO
57,500± SF
for Immediate Lease
within 361,151± SF bldg

HIGH-BAY,
CLEAR-SPAN,
Industrial Space

Ideal for
MANUFACTURING or
DISTRIBUTION Users

FOR MORE INFORMATION

 **Scott Mertz, SIOR**
+1 856 802 6529
 scott.mertz@naimertz.com

Naimertz

NO WARRANTY OR REPRESENTATION, EXPRESS OR IMPLIED, IS MADE AS TO THE ACCURACY OF THE INFORMATION CONTAINED HEREIN, AND THE SAME IS SUBMITTED SUBJECT TO ERRORS, OMISSIONS, CHANGE OF PRICE, RENTAL OR OTHER CONDITIONS, PRIOR SALE, LEASE OR FINANCING, OR WITHDRAWAL WITHOUT NOTICE, AND OF ANY SPECIAL LISTING CONDITIONS IMPOSED BY OUR PRINCIPALS NO WARRANTIES OR REPRESENTATIONS ARE MADE AS TO THE CONDITION OF THE PROPERTY OR ANY HAZARDS CONTAINED THEREIN ARE ANY TO BE IMPLIED

INDUSTRIAL FOR LEASE

57,500 SF FOR LEASE

2201 GREEN LANE, LEVITTOWN, PA

57,500± total SF for lease

- Ample vehicle parking
- Heavy power
120/240/277/480 v, 3-phase
33,000 KVA substation on site
- Wet sprinkler system
- Zoning: P-I (Planned Industrial)

Units 3-4-5

- 57,500± SF contiguous
- 5 tailgate docks
- 1 drive-in door
- Several clear span areas
- Ceiling heights from 18' - 21'

Located in
**BUCKS COUNTY
ENTERPRISE ZONE**
offering tax & economic incentives



**RACKING IN PLACE
IN SOME UNITS**



FOR MORE INFORMATION

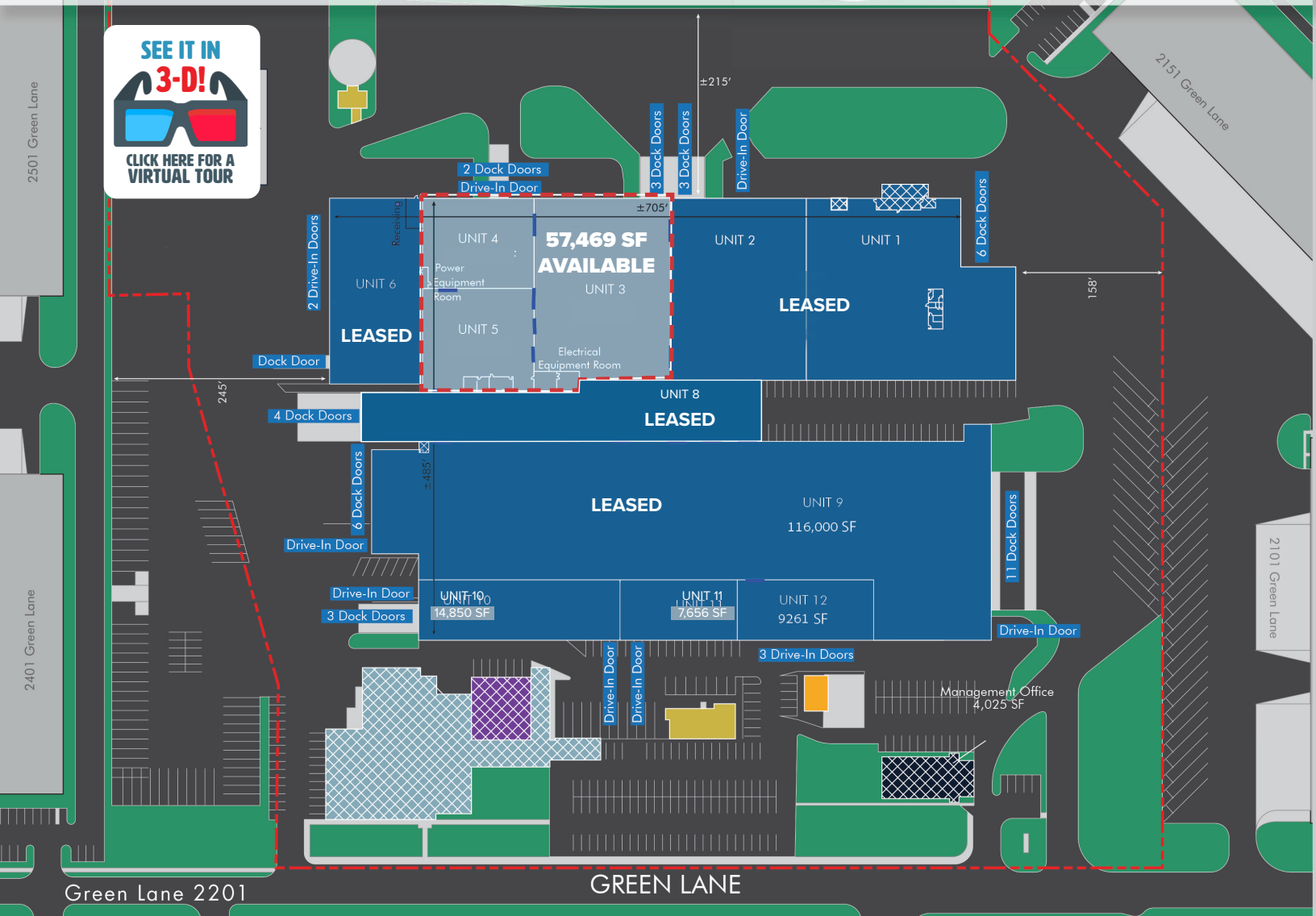
📞 **Scott Mertz, SIOR**
+1 856 802 6529
✉️ scott.mertz@naimertz.com

Naimertz

INDUSTRIAL FOR LEASE

57,500 SF FOR LEASE

2201 GREEN LANE, LEVITTOWN, PA



FOR MORE INFORMATION

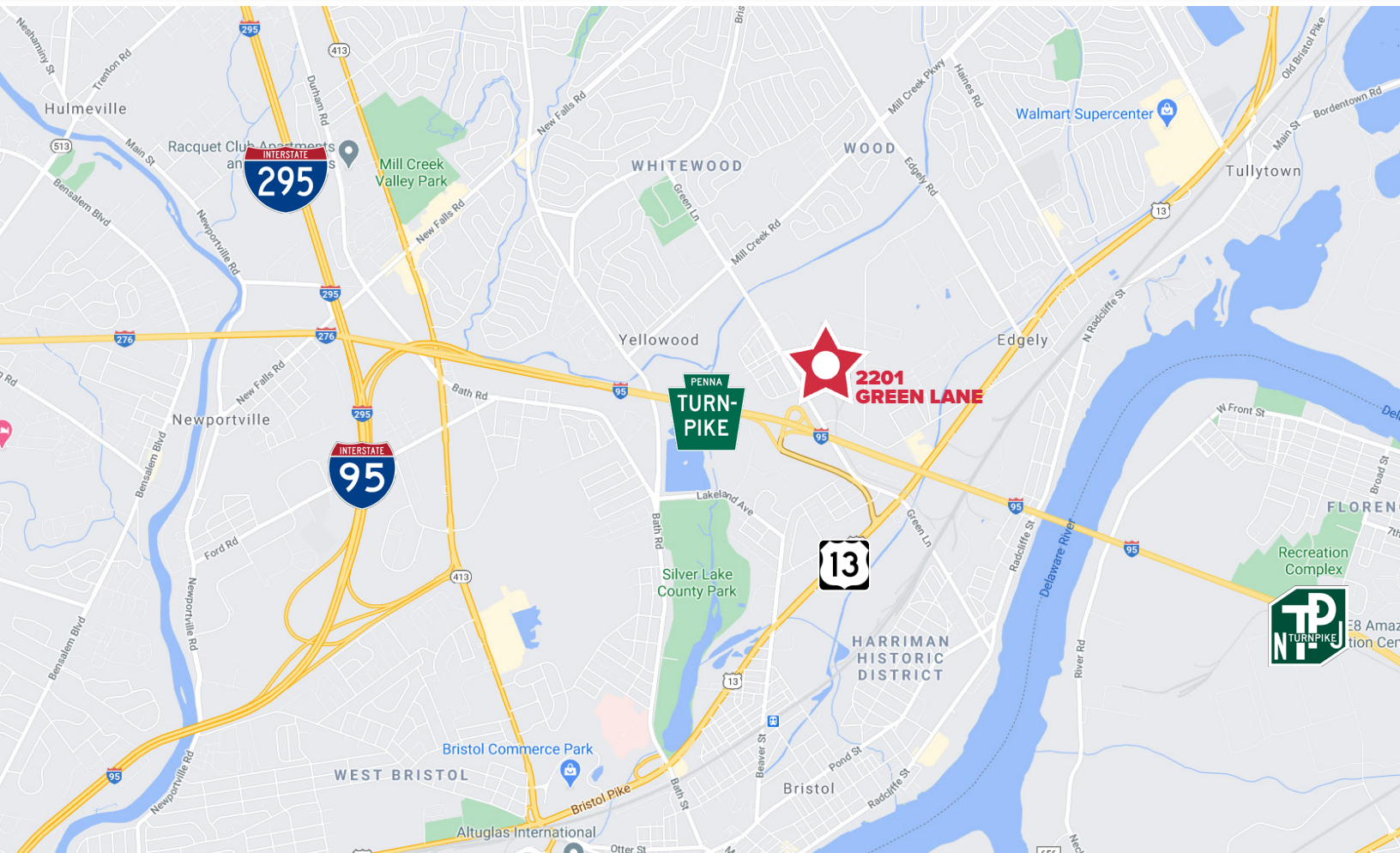
Scott Mertz, SIOR
+1 856 802 6529
scott.mertz@naimertz.com



INDUSTRIAL FOR LEASE

57,500 SF FOR LEASE

2201 GREEN LANE, LEVITTOWN, PA



Distance to:

Pennsylvania Turnpike	1.5 mi
I-95 / I-295	3.5 mi
New Jersey Turnpike	8.0 mi
Tioga Marine Terminal	19.5 mi
City Center Philadelphia	25.0 mi
Packer Avenue Terminal	27.5 mi
Philadelphia International Airport	32.5 mi

IDEAL LOCATION FOR NORTHEAST DISTRIBUTION

New York City	77 mi
Baltimore	130 mi
Washington, DC	168 mi
Boston	286 mi
Pittsburgh	325 mi

FOR MORE INFORMATION

Scott Mertz, SIOR

+1 856 802 6529

scott.mertz@naimertz.com

Naimertz