

501
JERSEY AVENUE
NEW BRUNSWICK, NEW JERSEY

NAI James E. Hanson
COMMERCIAL REAL ESTATE SERVICES, WORLDWIDE

CAPITAL
MARKETS
& LEASING

Newly Constructed, State of the Art 203,400 SF Warehouse



PROPERTY DETAILS & SITE PLAN



RENTABLE SF:
203,400 SF
Office: Approx. 3,070 SF



LOADING:
• 20 Existing Dock Doors
• 33 Expandable Dock Doors
• 2 Drive-in Doors



LAND AREA:
±10.51 Acres



CLEAR HEIGHT:
36'




COLUMN SPACING:
54'x60'



CAR PARKING:
38 Spaces





ZONING:
I-1 (Industrial)



DRIVE ROUTE MAP



PROPERTY PHOTOS



CONTACT INFORMATION

CAPITAL MARKETS AND LEASING TEAM

Jordan Avanzato, SIOR
Senior Managing Director
201 478 7504
javanzato@naihanson.com

Christopher Todd, SIOR
Senior Managing Director
201 478 7490
ctodd@naihanson.com

William Ericksen, SIOR, CCIM
Managing Director
973 240 2136
wericksen@naihanson.com

Philip Park
Analyst
201 488 5800 x172
ppark@naihanson.com

Russell Smith
Analyst
973 240 2142
rsmith@naihanson.com

FINANCING

Justin Horowitz
Financing
212 986 8400 x252
jhorowitz@cooper-horowitz.com