

FOR LEASE

650 Wolcott Street, Waterbury, CT

MATTHEWS COMMERCIAL PROPERTIES



MATTATUCK PLAZA

- **Prime Retail Space Available!**
- **Former Portion of Big Lots 9,017 SF+/- with Dock**
- **Competitively priced at \$9.95 PSF plus Nets**

Gerry D. Matthews

203.753.5800

matthewscre@gmail.com

matthewscommercial.com

FOR LEASE

650 Wolcott Street, Waterbury, CT

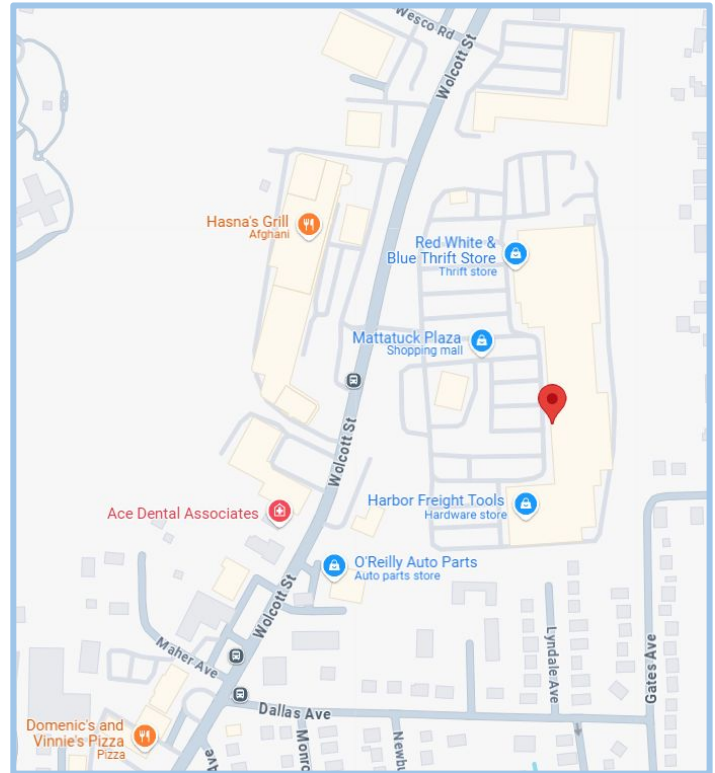
MATTHEWS COMMERCIAL PROPERTIES

BUILDING INFO

Total Available SF	9,017 SF+/-
Ceiling Height	14' under Drop Ceiling 17' under Bar Joists
Roof	Rubber
Interior Construction	Finished
Exterior Construction	Block
Parking	Excellent
Zoning	Commercial

MECHANICALS & UTILITIES

Electric	Eversource
Gas	Eversource
Sewer	City
Water	City
Air Conditioning	Central
Type of Heat	Gas
Lease Rate	\$9.95 PSF plus Nets estimated at \$7.32 PSF



MATTATUCK PLAZA

Suite	Tenant	SF
5	Red White & Blue Thrift	28,570
10	Available	9,017
20	Leased	6,000
30	Bella Discount Wine & Liquor	2,400
40	Precision Wash & Dry	5,280
60	Citi Trends	11,920
70	Dollar Tree	13,472
80	Braids & Waxing	1,872
90	Leased	9,512
95	Norm's Gym	9,987
100	Harbor Freight	16,813
105	Game X Change	2,300
110	T-Mobile	1,500
115	Popeye's	2,500
120	Aroma Joe's Coffee	1,580

Gerry D. Matthews
203.753.5800
matthewscre@gmail.com

All information furnished is from sources deemed reliable and is submitted subject to errors, omissions, change of other terms of conditions, prior sale, lease or financing or withdrawal—all without notice. No representation is made or implied by Matthews Commercial Properties or its associates as to the accuracy of the information submitted herein.

LEASED

FOR LEASE

650 Wolcott Street, Waterbury, CT

MATTHEWS COMMERCIAL PROPERTIES



Mattatuck Plaza is located on 16.63 acres in the city of Waterbury, CT. It is conveniently located about 1 mile north of Brass Mill Center. It is in close proximity to I-84 and Rt.8 which allows easy access to other major Connecticut cities such as Hartford, Danbury and Bridgeport.

Gerry D. Matthews
203.753.5800
matthewscre@gmail.com

FOR LEASE

650 Wolcott Street, Waterbury, CT

MATTHEWS COMMERCIAL PROPERTIES



Gerry D. Matthews
203.753.5800
matthewscre@gmail.com

All information furnished is from sources deemed reliable and is submitted subject to errors, omissions, change of other terms of conditions, prior sale, lease or financing or withdrawal—all without notice. No representation is made or implied by Matthews Commercial Properties or its associates as to the accuracy of the information submitted herein.

FOR LEASE


650 Wolcott Street, Waterbury, CT



Gerry D. Matthews
203.753.5800
matthewscre@gmail.com

FOR LEASE

650 Wolcott Street, Waterbury, CT



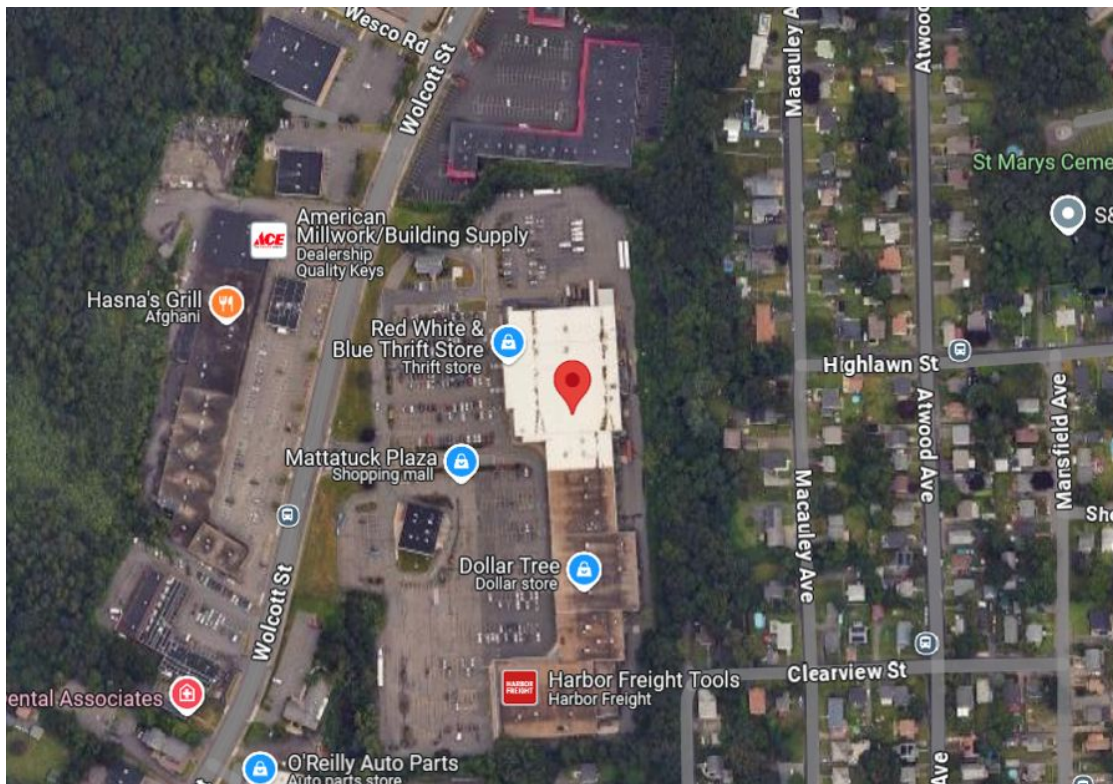
Gerry D. Matthews
203.753.5800
matthewscre@gmail.com

All information furnished is from sources deemed reliable and is submitted subject to errors, omissions, change of other terms of conditions, prior sale, lease or financing or withdrawal—all without notice. No representation is made or implied by Matthews Commercial Properties or its associates as to the accuracy of the information submitted herein.

FOR LEASE

650 Wolcott Street, Waterbury, CT

MATTHEWS COMMERCIAL PROPERTIES



Gerry D. Matthews
203.753.5800
matthewscre@gmail.com

All information furnished is from sources deemed reliable and is submitted subject to errors, omissions, change of other terms of conditions, prior sale, lease or financing or withdrawal—all without notice. No representation is made or implied by Matthews Commercial Properties or its associates as to the accuracy of the information submitted herein.