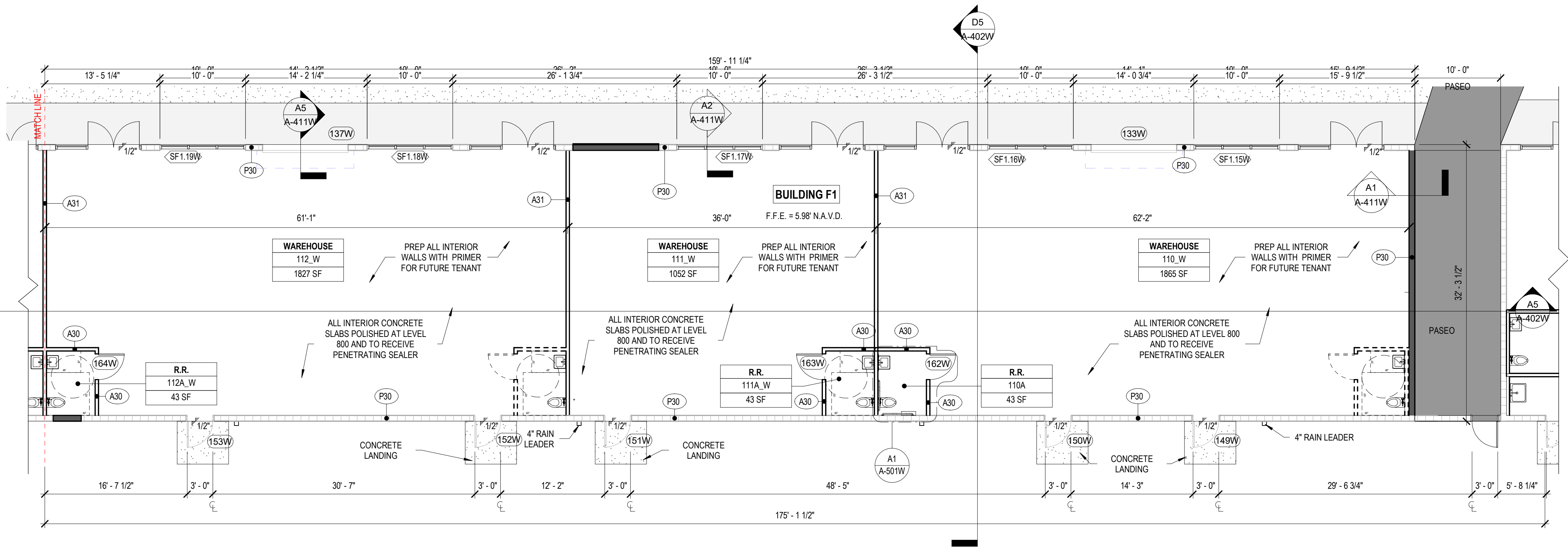


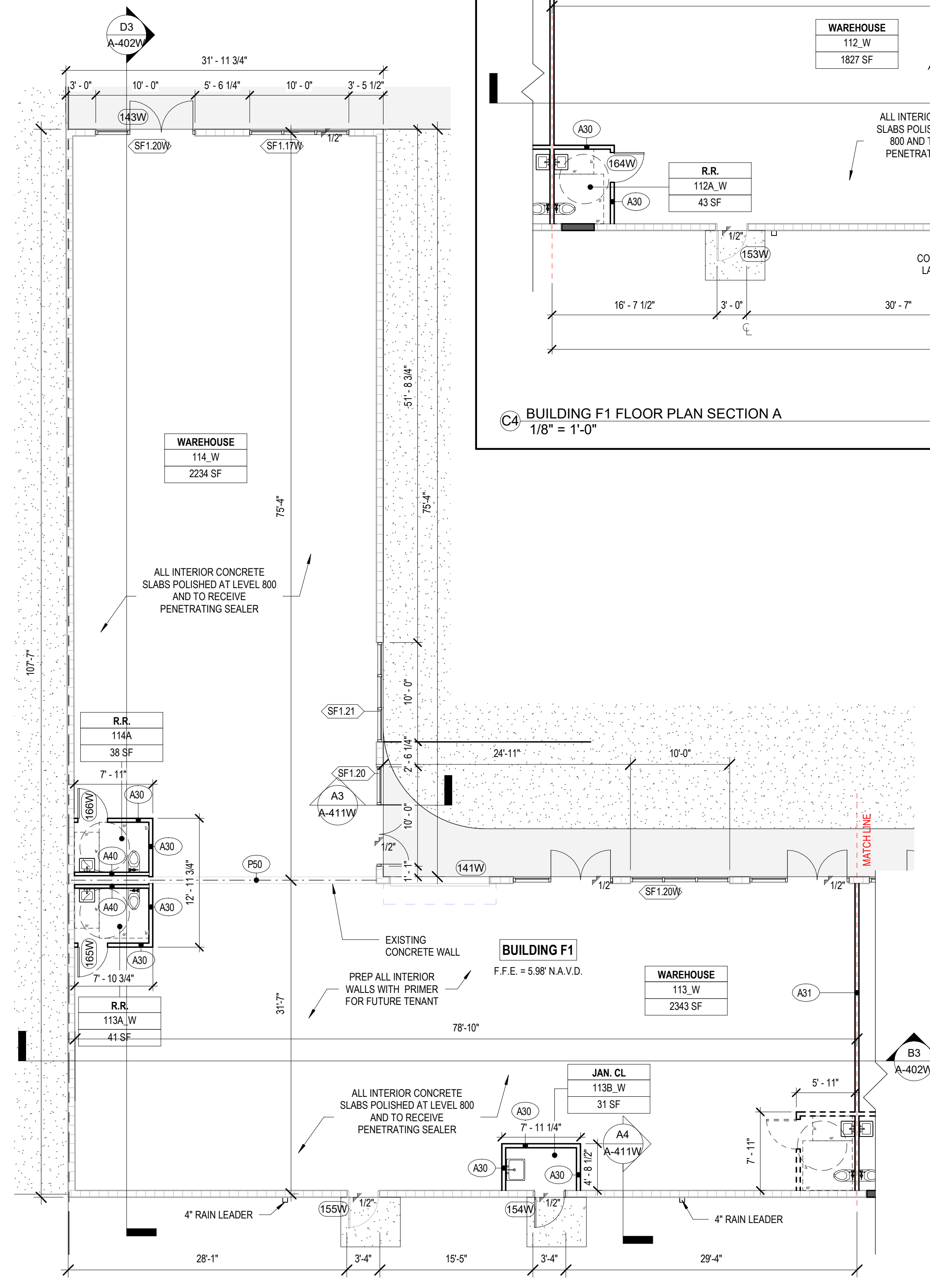
BINDING EDGE

**WALL LEGEND**

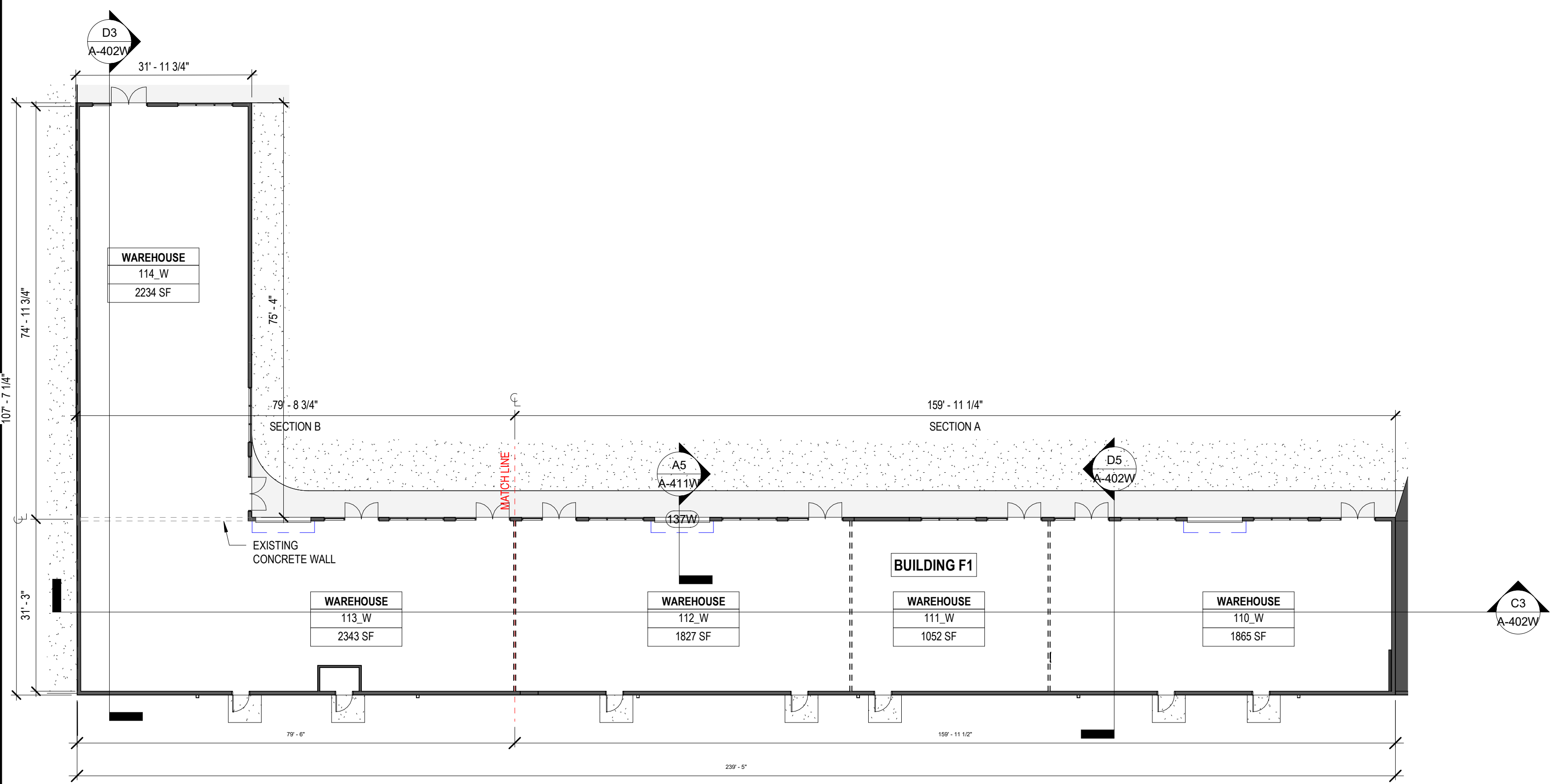
|  |                    |
|--|--------------------|
|  | NEW TENANT WALL    |
|  | FUTURE TENANT WALL |
|  | EXISTING CMU WALL  |
|  | NEW CMU WALL       |



**SECTION A**  
BUILDING F1 FLOOR PLAN SECTION A  
1/8" = 1'-0"



**SECTION B**  
BUILDING F1 FLOOR PLAN SECTION B  
1/8" = 1'-0"



**SECTION KEY**  
BUILDING F1 FLOOR PLAN KEY  
1/16" = 1'-0"

ARCHITECT:  
**MKDA FL**  
 ARCHITECTURE + PLANNING + INTERIORS + BRANDING  
 2750 NW 3RD AVENUE, SPACE 6  
 MIAMI, FLORIDA 33127  
 AA26002738 ID26001526  
 MKDA FL, LLC © 2020  
 This drawing is the property of MKDA FL, LLC unless otherwise provided for by contract. The contents of this drawing are confidential and shall not be transmitted to any party except as authorized by the Architect/ Engineer of Record.

CLIENT:  
**[THRIVE]**

CONSULTANT:  
**Kimley Horn**  
 Expect More. Experience Better.

CONSULTANT:  
**MCE**

CONSULTANT:  
**arpe engineering inc**

CONSULTANT:  
**IKOHN CONSULTANT**

**PERMIT SUBMITTAL**

**THRIVE DEVELOPMENT**  
 701-745 NW 5TH AVENUE, FORT LAUDERDALE, 33311

REVISIONS

| Number | Description        | Date      |
|--------|--------------------|-----------|
| 3      | FIELD COORDINATION | 8/31/2022 |

|          |              |
|----------|--------------|
| Date     | 3/01/2021    |
| Scale    | As indicated |
| Drawn    | MM           |
| Checked  | RR           |
| Approved | JAP          |

SEAL & SIGNATURE:

PROJECT NAME:  
 PROJECT NUMBER:  
 DESCRIPTION:

BLDG F1 FLOOR PLANS

**A-102W**