



PROGRESS BUSINESS PARK

A 5 BUILDING PARK TOTALING 61,260 SQUARE FEET
304 PROGRESS DRIVE, SHERMAN, TX




STREAM


BLUESTONE
PARTNERS, LLC





Building B

Total Size: 19,785 SF

Spec Office: BTS

Loading: Rear-Load

Dock High Doors: 6 – 12' x 14'

Clear Height: 17' – 20'

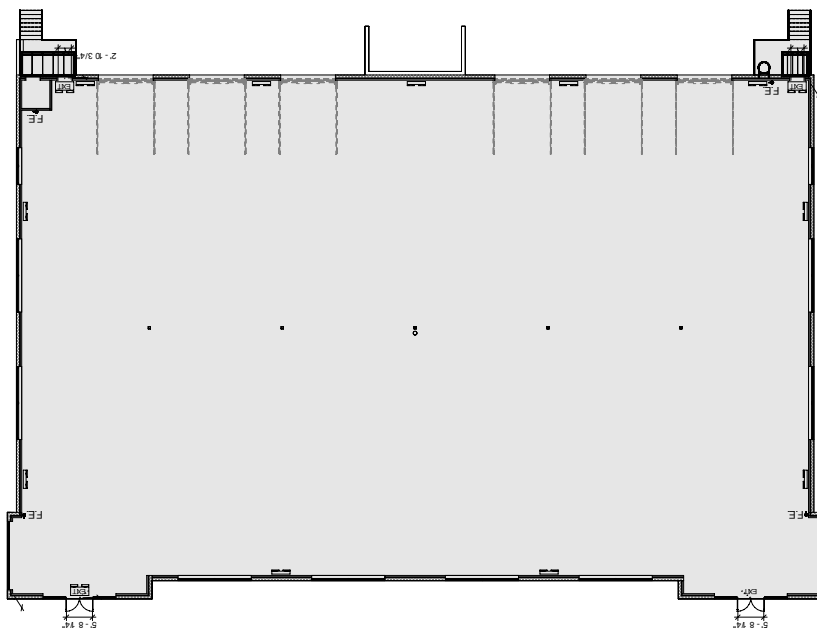
Building Depth: 110'

Sprinklers: ESFR

Security: Ability to Fence & Secure Truck Court

Insulation: Fully Insulated

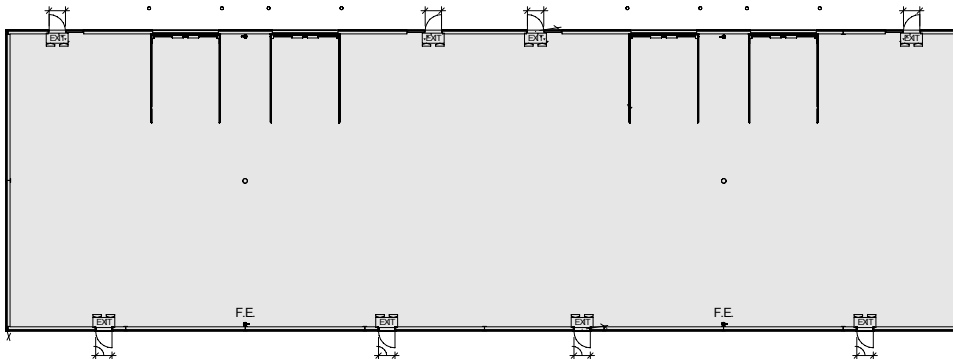
Access: Immediate access to FM 1417 and U.S. 75





Building C

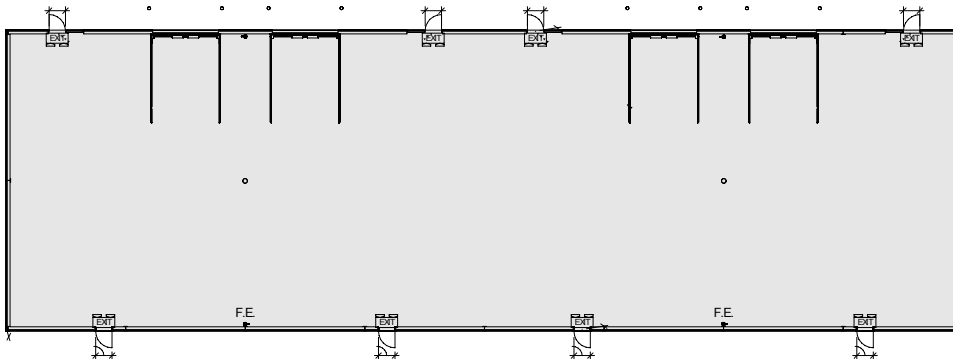
Total Size:	9,625 SF
Spec Office:	BTS
Loading:	Front-Load
Dock High Doors:	4 – 12' x 14'
Clear Height:	17' – 22'
Building Depth:	65'
Insulation:	Fully Insulated
Access:	Immediate access to FM 1417 and U.S. 75





Building D

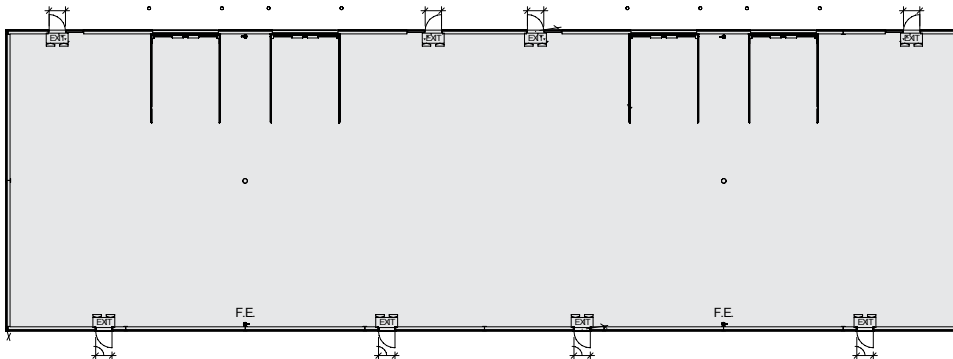
Total Size:	9,425 SF
Spec Office:	BTS
Loading:	Front-Load
Dock High Doors:	4 – 12' x 14'
Clear Height:	17' – 22'
Building Depth:	65'
Insulation:	Fully Insulated
Access:	Immediate access to FM 1417 and U.S. 75

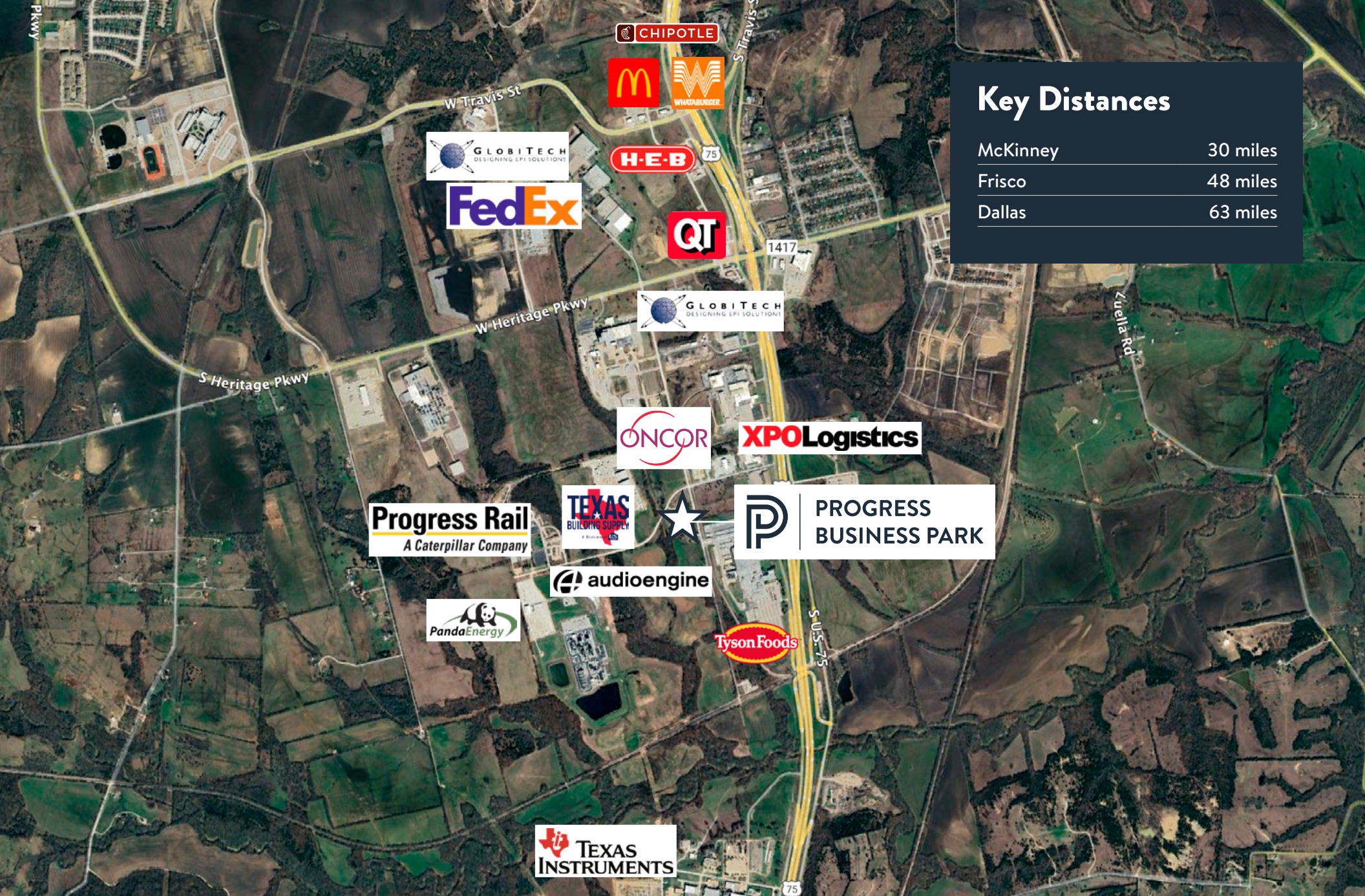




Building E

Total Size:	9,425 SF
Spec Office:	BTS
Loading:	Front-Load
Dock High Doors:	4 – 12' x 14'
Clear Height:	17' – 22'
Building Depth:	65'
Insulation:	Fully Insulated
Access:	Immediate access to FM 1417 and U.S. 75





Key Distances	
McKinney	30 miles
Frisco	48 miles
Dallas	63 miles

LUKE LOCHAUSEN
luke.lochhausen@streamrealty.com
214.560.5129

JAMES MANTZURANIS
jmantzuranis@streamrealty.com
214.267.0494

