EXTERIOR ELEVATION GENERAL NOTES:

1. ALL METAL GUTTER AND DOWNSPOUTS TO BE PREFINISHED, COLOR: TBD
2. ALL STOREFRONT WINDOW AND DOOR SYSTEMS TO BE PREFINISHED, COLOR: TBD
3. ALL H.M. EXIT DOORS AND FRAMES TO BE PAINTED, COLOR: TBD
4. ALL METAL AWNINGS TO BE PREFINISHED, COLOR: TBD

EXTERIOR FINISH LEGEND / SCHEDULE:

THIN BRICK, COLOR: TBD

EIFS, COLOR: TBD

EXTERIOR ELEVATION KEY NOTES:

1. METAL GUTTER AND DOWNSPOUTS BY METAL BUILDING MANUFACTURER, TYPICAL, COLOR: TBD
2. METAL PANEL ROOF SYSTEM BY METAL BUILDING MANUFACTURER, 24 GA. STANDING SEAM, COLOR: TBD
3. VERTICAL METAL WALL PANELS BY METAL BUILDING MANUFACTUER, 26 GA., COLOR: TBD
4. SCHEDULED EXTERIOR WALL PACK LIGHT FIXTURE, TYPICAL.
5. SCHEDULED OVERHEAD DOOR, TYPICAL, COLOR, FACTORY FINISH OR FIELD PAINTED TO MATCH ADJACENT METAL PANEL WALLS
6. SCHEDULED EXTERIOR HOLLOW METAL DOOR AND FRAME, TYPICAL
7. PREFABRICATED METAL AWNING, REFERENCE ROOF PLAN, SHEET A303
8. SURFACE MOUNTED ADDRESS THAT COMPLIES WITH IBC 501.2. 12" HIGH HELVETICA FONT FINISH: CLEAR ANODIZED
9. SCHEDULED EXTERIOR ALUMINUM WINDOW / STOREFRONT SYSTEM
10. 2 1/4" x 7 5/8" ACME THINBRICK. METAL WALL PANELS SHALL BE REVERSE ROLLED AT THESE LOCATIONS. PROVIDE WATERPROOFING MASTIC OVER ALL METAL PANEL SEAMS AND SCREWS. INSTALL 5/8" DENSEGLASS OVER REVERSE ROLLED METAL WALL PANELS. INSURE SHEATHING IS SMOOTH AND FLAT. PROVIDE WRB, METAL LATH, MORTAR SCRATCH COAT, MORTAR SETTING BED AND THIN BRICK PER MANUFACTURERS RECOMMENDATIONS. PROVIDE FOUNDATION WEEP SCREED AT BOTTOM. PROVIDE WINDOW FLASHING AND/OR DRIP SCREED AT SILLS, JAMBS AND HEADS PER BRICK AND WINDOW MANUFACTURER RECOMMENDATIONS AND DETAILS
11. SCHEDULED STOTHERM CLASSIC EIFS WALL CLADDING AS MFR. BY STO CORP. METAL WALL PANELS SHALL BE REVERSE ROLLED AT THESE LOCATIONS. PROVIDE WATERPROOFING MASTIC OVER ALL METAL PANEL SEAMS AND SCREWS. INSTALL 1 1/2" FOAM INSULATION BOARDS SCREWED OVER REVERSE ROLLED METAL WALL PANELS. INSURE INSULATION BOARDS ARE SMOOTH AND FLAT. USE FASTENERS WITH SEALING WASHERS. APPLY EIFS COMPATIBLE BASECOAT ADHESIVE, MESH LAYER AND FINISH COAT PER MANUFACTURERS RECOMMENDATIONS. PROVIDE 1" "V" GROOVE JOINTS WHERE INDICATED.
12. PREFINISHED METAL FLASHING AT ALL METAL PANEL TO BRICK AND/OR EIFS TRANSITIONS TO BE PROVIDED BY METAL BUILDING MANUFACTURER, COLOR: TBD
13. 3" DEEP x 1.5" HIGH (FACE) x 2" HIGH (BACK) BEVELED EIFS TRIM, COLOR: TBD TYPICAL ABOVE ALL BRICK WAINSCOT

GENERAL MASONRY NOTES:

1. EXCEPT WHERE MORE STRINGENT REQUIREMENTS ARE SHOWN OR SPECIFIED, COMPLY WITH THE PROVISIONS OF ALL GOVERNING CODES, SPECIFICATIONS AND STANDARDS.
2. PROVIDE SPECIAL SHAPES WHERE REQUIRED FOR LINTELS, CORNERS, JAMBS, CONTROL JOINTS AND OTHER SPECIAL CONDITIONS.
3. PROVIDE AND INSTALL ANCHORS AND TIES PER MANUFACTURERS RECOMMENDATIONS. SIZE TIES TO EXTEND TO WITHIN 3/4" OF OUTSIDE FACE OF VENEER
4. CUT MASONRY UNITS WITH MOTOR-DRIVEN SAW DESIGNED TO PRODUCE CLEAN, SHARP, UNCHIPPED EDGES. CUT UNITS AS REQUIRED TO FIT ADJOINING WORK NEATLY AND PROVIDE REQUIRED PATTERN. USE FULL UNITS WHEREVER POSSIBLE.
5. PROVIDE WEEPS IN EXTERIOR WYTHE OF CAVITY, COMPOSITE AND VENEER WALLS LOCATED IMMEDIATELY ABOVE LEDGES AND FLASHING, SPACED 24" O.C.
6. PROVIDE VERTICAL AND HORIZONTAL CONTROL, CONSTRUCTION AND EXPANSION JOINTS IN MASONRY WHERE SHOWN. IF LOCATION OF CONTROL JOINTS AND EXPANSION JOINTS IS NOT SHOWN, PLACE VERTICAL JOINTS SPACED NOT TO EXCEED 35' O.C. AND HORIZONTAL JOINTS NOT TO EXCEED STORY HEIGHT.
7. PROVIDE CONCEALED FLASHNGS IN MASONRY WORK AT, OR ABOVE, ALL SHELF ANGLES, LINTELS, LEDGES AND OTHER OBSTRUCTIONS TO THE DOWNWARD FLOW OF WATER IN THE WALL SO AS TO DIVERT SUCH WATER TO THE EXTERIOR. PLACE THROUGH-WALL FLASHING ON BED OF MORTAR AND COVER WITH MORTAR. SEAL PENETRATIONS IN FLASHING WITH MASTIC BEFORE COVERING WITH MORTAR.
8. EXTEND FLASHINGS THE FULL LENGTH OF LINTELS AND SHELF ANGLES AND MINIMUM OF 4" INTO MASONRY AT EACH END. EXTEND FLASHING FROM EXTERIOR FACE OF OUTER WYTHE OF MASONRY, THROUGH THE OUTER WYTHE, TURNED UP A MINIMUM OF 8", AND THROUGH THE INNER WYTHE TO WITHIN 1/2" OF THE INTERIOR FACE OF THE WALL IN EXPOSED WORK. WHERE INTERIOR SURFACE OF INNER WYTHE IS CONCEALED BY FURRING, CARRY FLASHING COMPLETELY THROUGH THE INNER WYTHE AND TURN UP APPROXIMATELY 2".
9. AT HEADS, SILLS AND ALL OTHER FLASHING TERMINATIONS, TURN UP ENDS NOT LESS THAN 2" TO FORM A PAN
10. INSTALL FLASHINGS IN ACCORDANCE WITH MANUFACTURER'S INSTRUCTIONS.
11. CLEAN EXPOSED CONCRETE MASONRY UNITS BY DRY BRUSHING AT THE END OF EACH DAYS WORK AND AFTER FINAL POINTING TO REMOVE MORTAR SPOTS AND DROPPINGS.

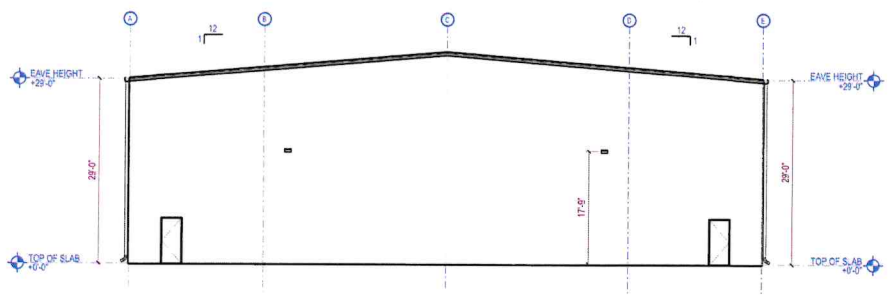

NOTE - REFERENCE 01/A501 FOR TYPICAL NOTES AND DIMENSIONS

04 NORTH ELEVATION
SCALE : 3/32" = 1'-0"

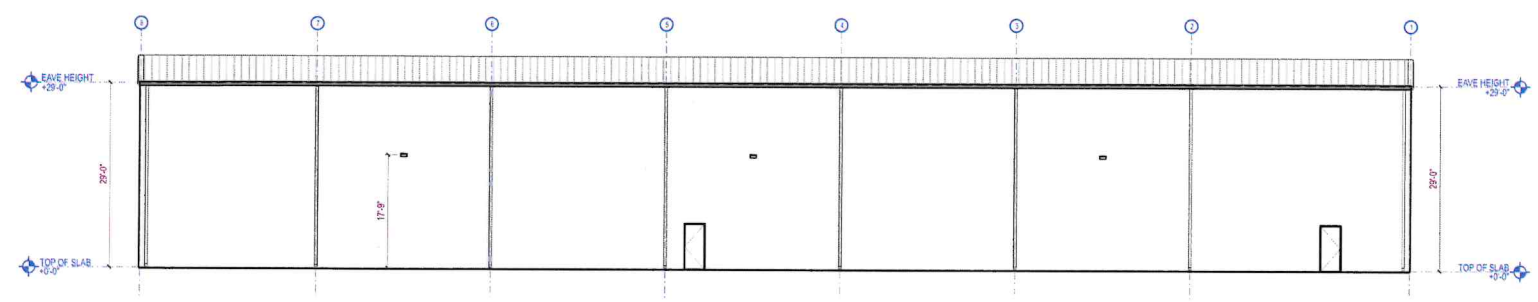

NOTE - REFERENCE 01/A501 FOR TYPICAL NOTES AND DIMENSIONS

03 WEST ELEVATION
SCALE : 3/32" = 1'-0"

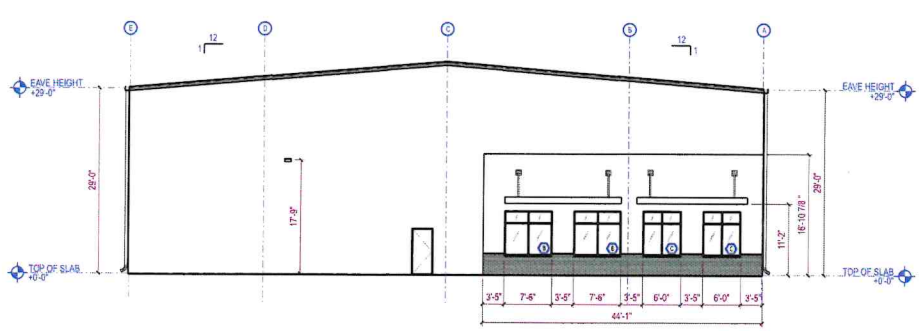

NOTE - REFERENCE 01/A501 FOR TYPICAL NOTES AND DIMENSIONS

02 SOUTH ELEVATION
SCALE : 3/32" = 1'-0"

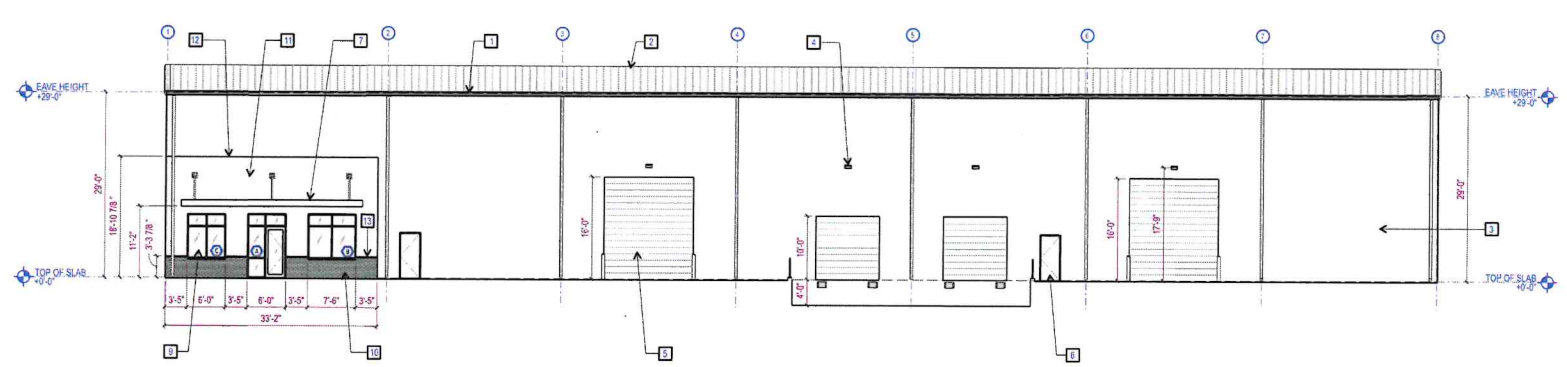

01 EAST ELEVATION
SCALE : 3/32" = 1'-0"

ISSUES AND REVISIONS

DATE:	DESCRIPTION
8.13.24	CLIENT TEST FIT REVIEW (GRID)
9.13.24	CLIENT TEST FIT REVIEW (FIRE & BUILDING)
10.2.24	CLIENT SITE REVIEW

WALP CONCEPTS
ARCHITECTURE . CONSTRUCTION . DEVELOPMENT
TEL: 281.941.1939
CHAD@SWETWOOD.COM
10202 SWEETWATER LAKE CT.
CYPRESS, TEXAS 77433

PROJECT NAME:
OAK RIDGE PARK - BUILDINGS 3 & 4

PROJECT ADDRESS:
2700 OAK RIDGE PARK
CONROE, TEXAS 77385

PROJECT NUMBER: 24/015A

SHEET NAME:
ARCHITECTURAL EXTERIOR ELEVATIONS - BUILDING 1

SHEET NUMBER
A501