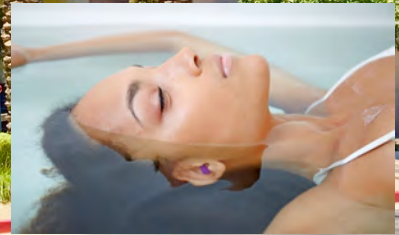




WATERMARK

AT CHANDLER AIRPARK

2430
SOUTH
GILBERT RD
CHANDLER, AZ 85286



NEIGHBORHOOD CENTER

SHOP • DINE • PAMPER

Inquiries:
TJ Claassen
602-524-6000 cell
tj@oxurban.com
oxurban.com

Jose Ramirez
602-363-4628 cell
jose@oxurban.com
oxurban.com





WATERMARK

AT CHANDLER AIRPARK

2430
SOUTH
GILBERT RD
CHANDLER, AZ 85286



Inquiries:

TJ Claassen

602-524-6000 cell

tj@oxurban.com

oxurban.com

Jose Ramirez

602-363-4628 cell

jose@oxurban.com

oxurban.com





San Tan 202

109,244 VPD

50,000 SF
Tenant

Office/Warehouse

37,685 VPD

16,952 VPD

Germann Rd

Gilbert Rd

2430
SOUTH
GILBERT RD
CHANDLER, AZ 85286

Chandler Airpark

Single Family
Residential

2430



Inquiries:
TJ Claassen
602-524-6000 cell
tj@oxurban.com
oxurban.com

Jose Ramirez
602-363-4628 cell
jose@oxurban.com
oxurban.com



WATERMARK at chandler airpark

2430
SOUTH
GILBERT RD
CHANDLER, AZ 85286



Inquiries:

TJ Claassen
602-524-6000 cell
tj@oxurban.com
oxurban.com

Jose Ramirez
602-363-4628 cell
jose@oxurban.com
oxurban.com



WATERMARK at chandler airpark

PROPERTY HIGHLIGHTS

SEEKING RETAIL, RESTAURANT & MEDICAL OFFICE

WITHIN 5 MILES: 258,904 POPULATION AND \$100,839 AVG. INCOME

EASY ACCESS TO SAN TAN 202

ZONED PAD, CITY OF CHANDLER

LANDLORD TI PACKAGE AVAILABLE

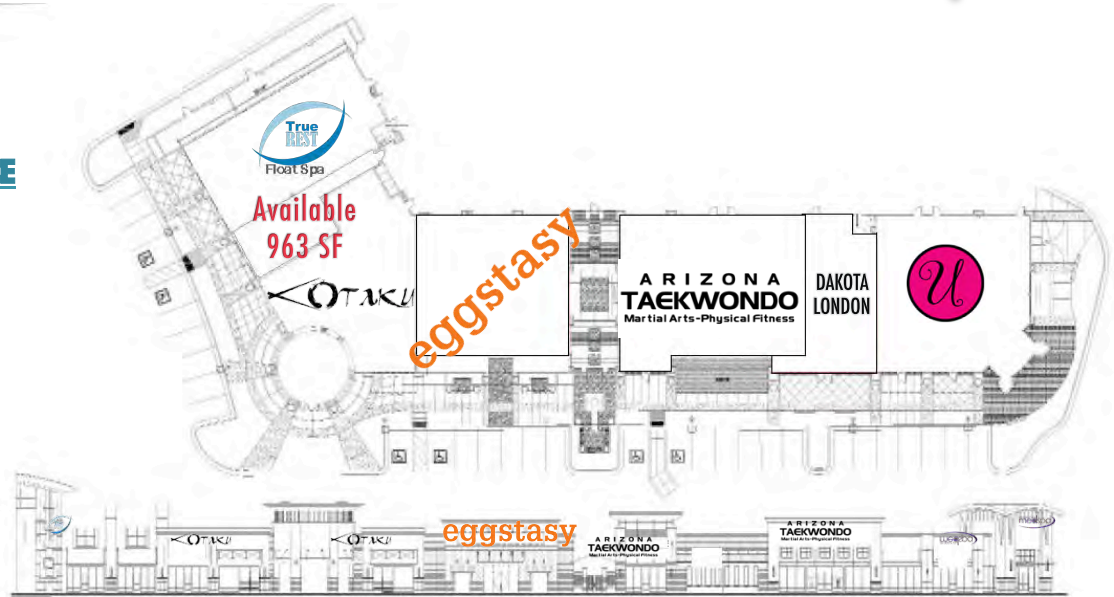
AMAZING DEMOGRAPHICS AND HIGH DAYTIME EMPLOYMENT

DYNAMIC TRADE AREA

AWARD WINNING DESIGN AND ARCHITECTURE

AMPLE PARKING

LIFESTYLE NEIGHBORHOOD CENTER



AVAILABILITY

RATES: PLEASE CALL
ESTIMATED 2017 NNN: APPROX. \$7.00

SPACE | 963 SF

Inquiries:

TJ Claassen
602-524-6000 cell
tj@oxurban.com
oxurban.com

Jose Ramirez
602-363-4628 cell
jose@oxurban.com
oxurban.com



WATERMARK at chandler airpark

TRADE AREA
3 MILES

AVERAGE HOUSEHOLD INCOME
\$113,112

DAYTIME POPULATION
54,856

WORKPLACE EMPLOYEES
17,617

POPULATION
72,126

2430
SOUTH
GILBERT RD
CHANDLER, AZ 85286



Lifestyle Neighborhood Center featuring approximately 21,305 square feet of specialty shops, restaurants and services catering to affluent Chandler and Gilbert residents.

WATERMARK at chandler park is located just South of the San Tan 202 on Gilbert Road.

Approximately 64,081 full time workplace employees and 196,178 daytime population within a 5 Mile radius.

WATERMARK at chandler airpark

2430
SOUTH
GILBERT RD
CHANDLER, AZ 85286



Inquiries:

TJ Claassen

602-524-6000 cell

tj@oxurban.com

oxurban.com

Jose Ramirez

602-363-4628 cell

jose@oxurban.com

oxurban.com





SCOTTSDALE, AZ - CLICK [HERE](#)

CHAUNCEY LANE

SCOTTSDALE, AZ - CLICK [HERE](#)



SCOTTSDALE, AZ - CLICK [HERE](#)




SCOTTSDALE, AZ - CLICK [HERE](#), [HERE](#), AND [HERE](#)



SCOTTSDALE, AZ - CLICK [HERE](#)

THIS PROPERTY DOESN'T
FIT YOUR NEEDS?

CHECK OUT MORE
OX LISTINGS



URBAN PROPERTIES

Jose Ramirez
602-363-4628 cell
jose@oxurban.com

TJ Claassen
602-524-6000 cell
tj@oxurban.com



GILBERT, AZ - CLICK [HERE](#)



GILBERT, AZ - CLICK [HERE](#)



PHOENIX, AZ - CLICK [HERE](#)



PHOENIX, AZ - CLICK [HERE](#)



CHANDLER, AZ - CLICK [HERE](#)