



FOR SALE/LEASE | **42,040 SF**
5400 N TEUTONIA AVE | **MILWAUKEE, WI**



PHOENIX
INVESTORS
Opportunity. Execution. Value Creation.

JEFF KILBORN | ASSOCIATE, ACQUISITION & LEASING | 414-214-0613 | JKILBORN@PHOENIXINVESTORS.COM
PATRICK DEDERING | DIRECTOR, ACQUISITION & LEASING | 414-376-6933 | PATRICK@PHOENIXINVESTORS.COM

This document has been prepared by Phoenix Investors for advertising and general information only. Phoenix Investors makes no guarantees, representations, or warranties of any kind, expressed or implied, regarding the information including, but not limited to, warranties of content, accuracy, and reliability.



PROPERTY HIGHLIGHTS



**WHITE BOX
RENOVATION
RECENTLY COMPLETED**



**POTENTIAL RAIL
ACCESS**



**AMPLE
LOADING**



**LOCATED ON
MCTS ROUTE 12**




PROPERTY DETAILS

5400 N TEUTONIA AVE | MILWAUKEE, WI

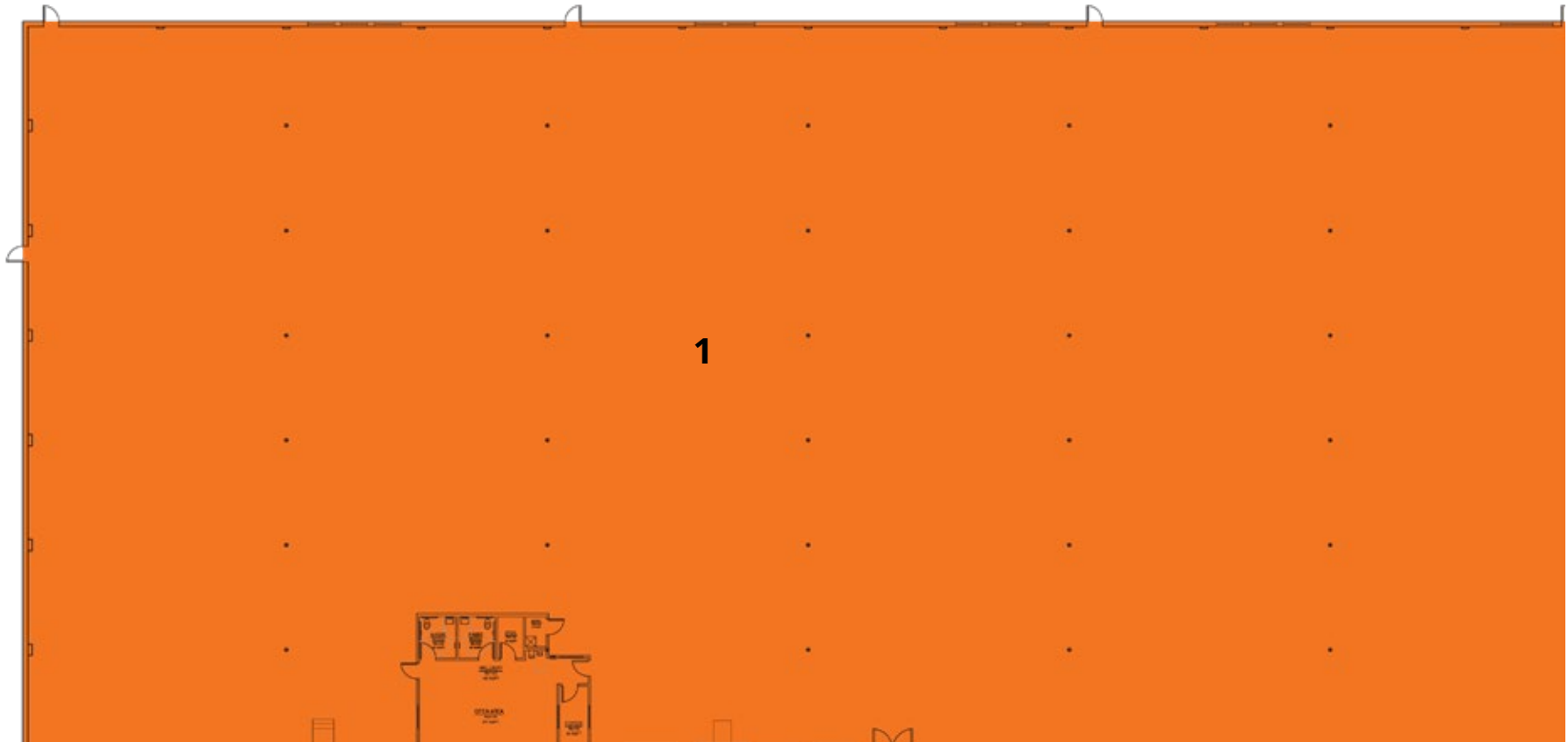
AVAILABLE SPACE	42,040 SF
DOCK DOORS	4
DRIVE-IN DOORS	1
CLEAR HEIGHT	14' 6"
COLUMN WIDTH/DEPTH	50' x 20'
WALLS	Block
FIRE SUPPRESSION	100% Wet
LIGHTING	T-8 High Efficiency
POWER	480 Volt; 3 Phase
WATER & SEWER	Provided by the City of Milwaukee
PARKING	Ample
LAND AREA	2.06 Acres
ZONING	IH: Heavy Industrial
RAIL	Wisconsin Southern Rail Line Located on East Side of Building
OPEX ESTIMATE	\$1.25/SF

[VIEW A VIDEO OF THIS PROPERTY](#)



FLOOR PLAN

5400 N TEUTONIA AVE | MILWAUKEE, WI

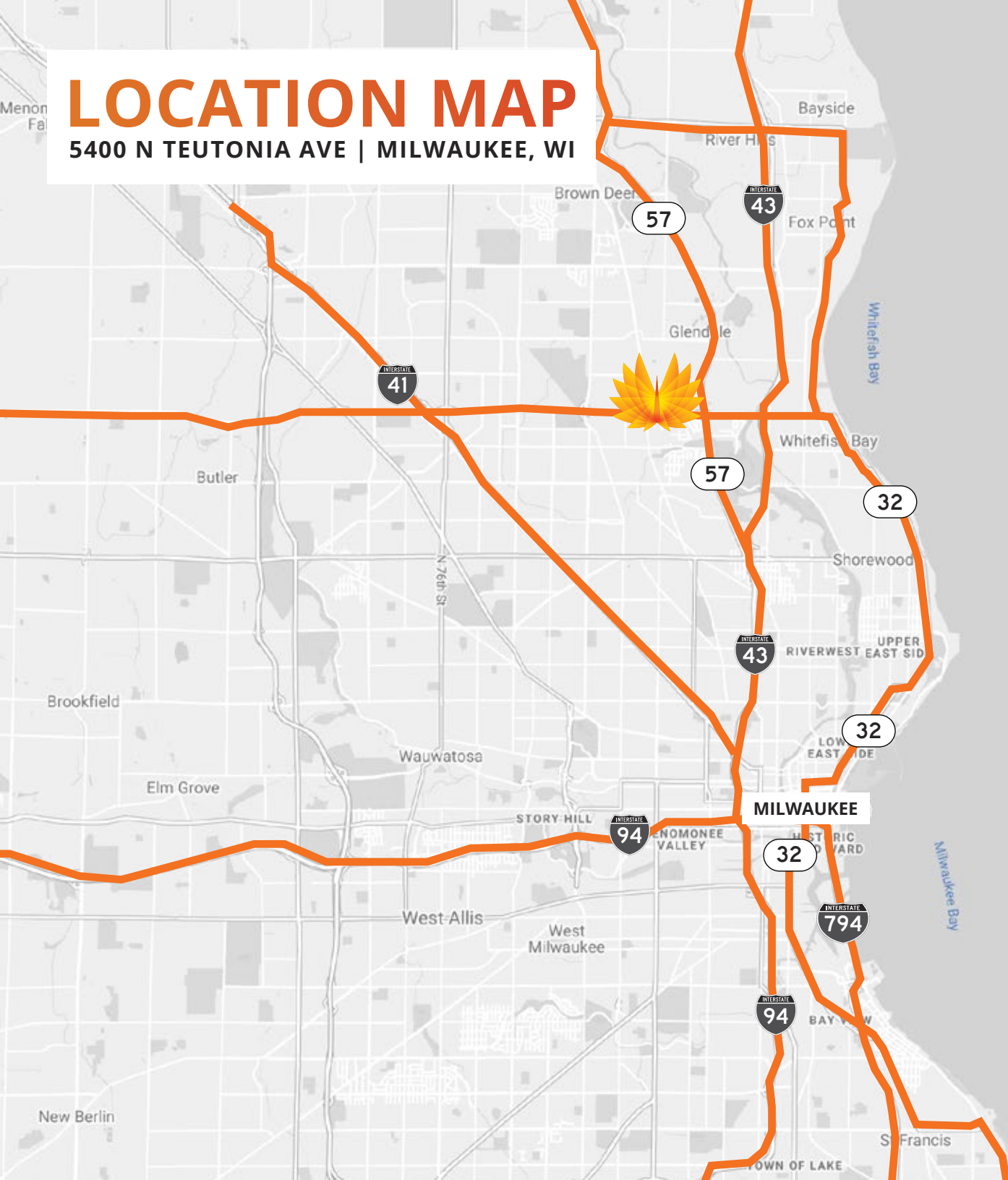


NUMBER	SPACE DESIGNATION	COLUMN SPACING	CLEAR HEIGHT	DOCKS	OVERHEAD DOORS	SQUARE FEET
1	AVAILABLE FOR LEASE	20' x 50'	14' 6"	4	1	42,040 SF



LOCATION MAP

5400 N TEUTONIA AVE | MILWAUKEE, WI



I-43	2 MILES
PORT OF MILWAUKEE	10 MILES
MITCHELL INT'L AIRPORT	17 MILES
CHICAGO	92 MILES
INDIANAPOLIS	276 MILES
MINNEAPOLIS	342 MILES