

PLAZA AT SOLANA

1301 SOLANA BLVD, WESTLAKE, TX 76262



INCREDIBLE LOCATION | FIRST IN CLASS AMENITIES



THE PLAZA
AT SOLANA

PROPERTY HIGHLIGHTS

- Fully Staffed Building with Onsite Property Management, Engineering, Security, and Janitorial
- 315,000 SF of Class A Office & 45,00 SF of Retail/Office
- Upgraded Lobbies, Restroom, Exterior Renovations
- Dallas/Fort Worth Marriott Hotel Onsite
- 40-60 Person Conference Center with Catering Kitchen Onsite
- Four Onsite, Walkable Restaurants
- 2.4 Mile Walking Trail Onsite
- Extensive Landscaping Offers Green Space and Walkability

CONTACT

Kolby Dickerson
214-534-1599
kdickerson@txreproperties.com


Sam Davis
214-684-7197
sdavis@txreproperties.com



WWW.PLAZAATSOLANA.COM

PROPERTY HIGHLIGHTS & LOCATION

- Ideally Situated in Greater Solana Business Park Comprised of 233 Acre Master Planned 1.9 Million Square Foot Business Park
- Easily Accessible to SH 114, US Route 377 and Interstate 35
- 8 Minute Drive to Dallas-Fort Worth International Airport
- Underground Parking Offers Direct Access to Office



Restaurant Space



Retail Area



Green Space



Renovated Restrooms




Conference Facility with Catering Kitchen

BUILDING 1

Plaza at Solana



Building Size - 148,555 RSF
Parking Ratio - 4 / 1,000 - Garage
Number of Floors - 5
Number of Elevators - 3
Typical Floor Size - 30,000 RSF



BUILDING 2

Plaza at Solana

Building Size - 167,001 RSF
Parking Ratio - 4 / 1,000 - Garage
Number of Floors - 5
Number of Elevators - 3
Typical Floor Size - 34,000 RSF

BUILDING 4
PLAZA AT SOLANA



Building Size - 45,328 RSF

Parking Ratio - 4 / 1,000

Number of Floors - 5

Number of Elevators - 1

Typical Floor Size - 22,208 RSF

ABUNDANT RETAIL OPTIONS

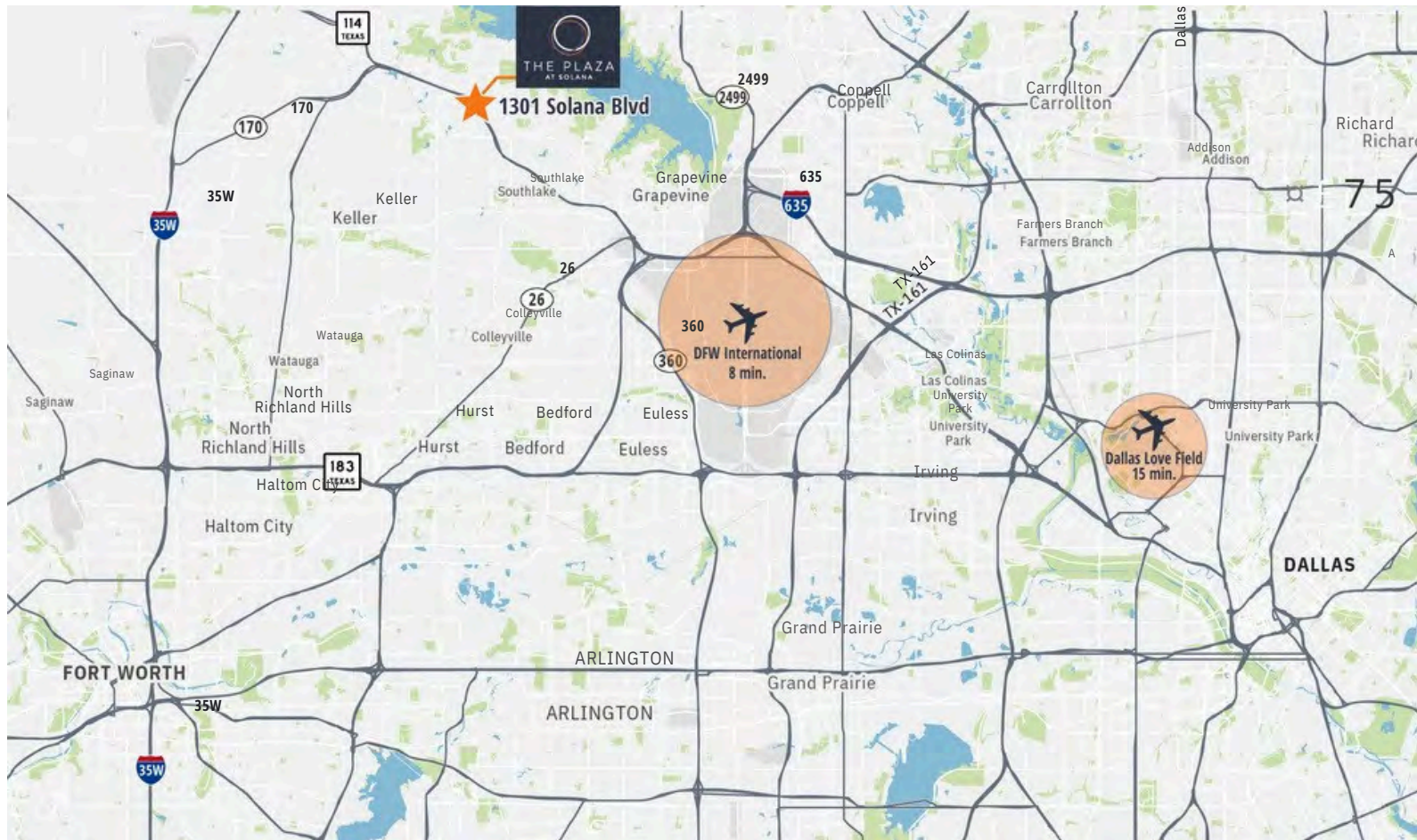


Fossil Creek
LIQUOR



Work where you can Be Accessible

Located midway between Dallas and Fort Worth and 8 minutes away from Dallas-Fort Worth International Airport. **The Plaza at Solana possesses the ultimate corporate address.**



DRIVE TIMES

8 Minutes to DFW International Airport

20 Minutes to Dallas Love Field Airport

25 Minutes to Dallas CBD

25 Minutes to Fort Worth CBD

Dallas-Forth Worth Economic Resilience

#1 - Widely Recognized as the #1 Real Estate Market for Investment and Development

21 - Fortune 500 Companies in DFW

4th - DFW is the Nation's 4th Largest Metro Area

900,000 - New Jobs in DFW Since 2010

Work where you can Be Engaged

The Plaza at Solana understands the perfect alignment of work and life ignites the entrepreneurial spirit, in-genuity and hustle- mentality of today's workforce. The Plaza at Solana campus offers the best environments for you to engage in all that fuels you. Restaurants, retail, green space, and trails are all steps away for when you need a break from the grind. The Plaza at Solana is more than a workplace setting – it's setting the bar for world-class innovation.



WHY SOLANA/WESTLAKE

71%

Bachelor's Degree or Higher Average

\$246,557

Average Household Income

20 Universities

Within 40 Miles

MAJOR COMPANIES



PLAZA AT SOLANA

1301 SOLANA BOULEVARD
WESTLAKE, TEXAS 76262

CONTACT

Kolby Dickerson
214-534-1599
kdickerson@txreproperties.com

Sam Davis
214-684-7197
sdavis@txreproperties.com



THE PLAZA
AT SOLANA

