

510 PEACHTREE

MESQUITE, TX 75149



63,182 SF – 240,457 SF AVAILABLE

MATT DORNAK, SIOR
214.267.0461
mdornak@streamrealty.com

RYAN WOLCOTT, SIOR
214.267.0412
rwolcott@streamrealty.com





FEATURES

240,457 SF Available

8,888 SF Office (Two Pods)

971 SF Shipping/Receiving Office

30'10" Clear Height (First Column Line)

ESFR Sprinkler System

Cross Dock Loading

46 (9'x10') Dock Doors

17 Pit Levelers

10 Edge of Dock Levelers

2 (12'x14') Dock Doors with Ramp

6 HVLS Fans / Exhaust Fans

50' x 50' Column spacing

60' Staging Bays

120' Truck Court

420' Depth

260 Car Parks (Bldg. Total)

800 Amps @ 480 Volts

Monument Signage Available

Visibility from I-635

Professionally Managed

Trailer Parking Available

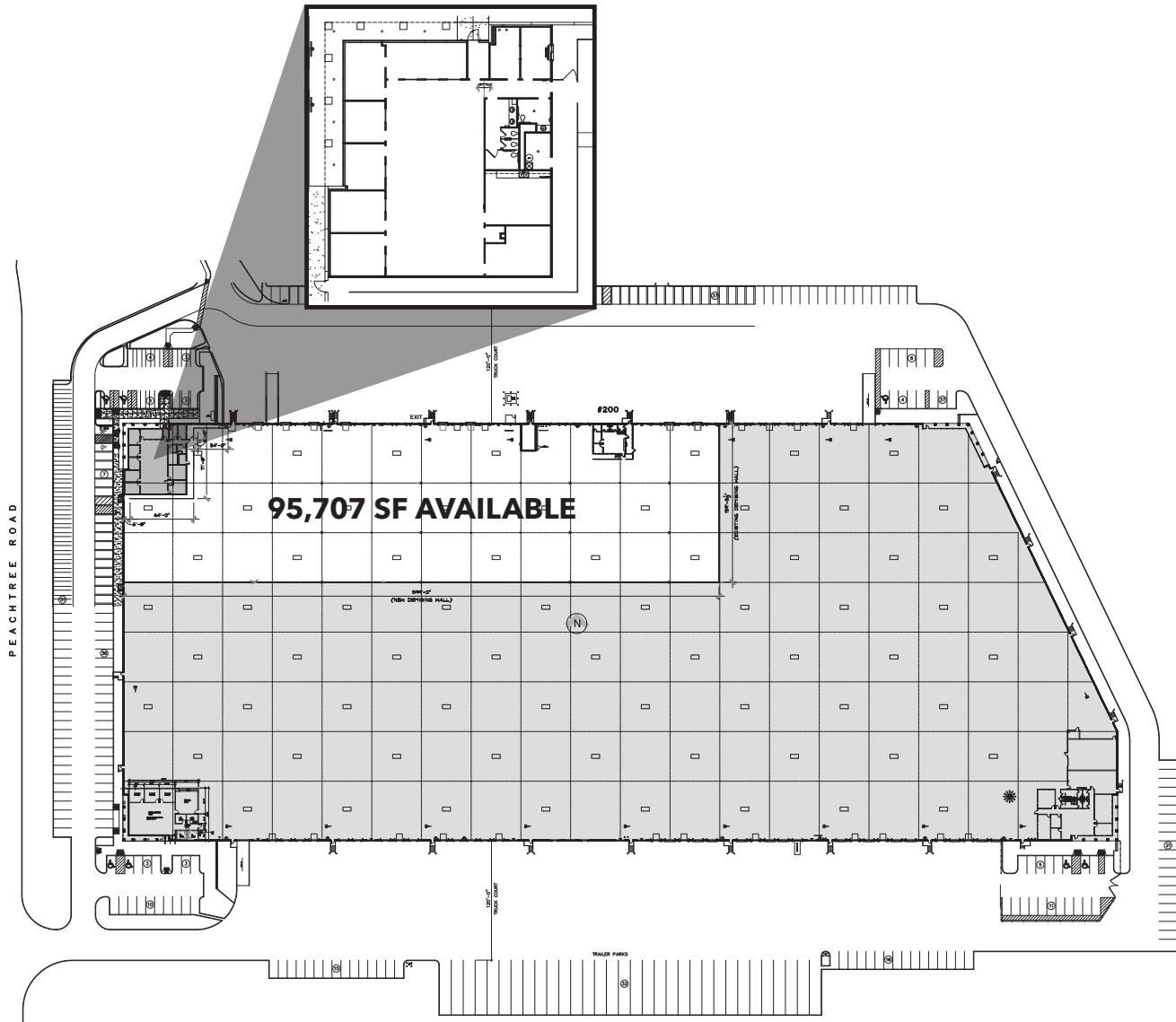


510 PEACHTREE

MESQUITE, TX 75149



95,707 SF



FEATURES

95,707 SF Available

4,142 SF Office

971 SF Shipping/Receiving Office

30'10" Clear Height (First Column Line)

ESFR Sprinkler System

Cross Dock Loading

21 (9'x10') Dock Doors

8 Pit Levelers

1 (12'x14') Dock Door with Ramp

50' x 50' Column spacing

60' Staging Bays

120' Truck Court

160' Depth

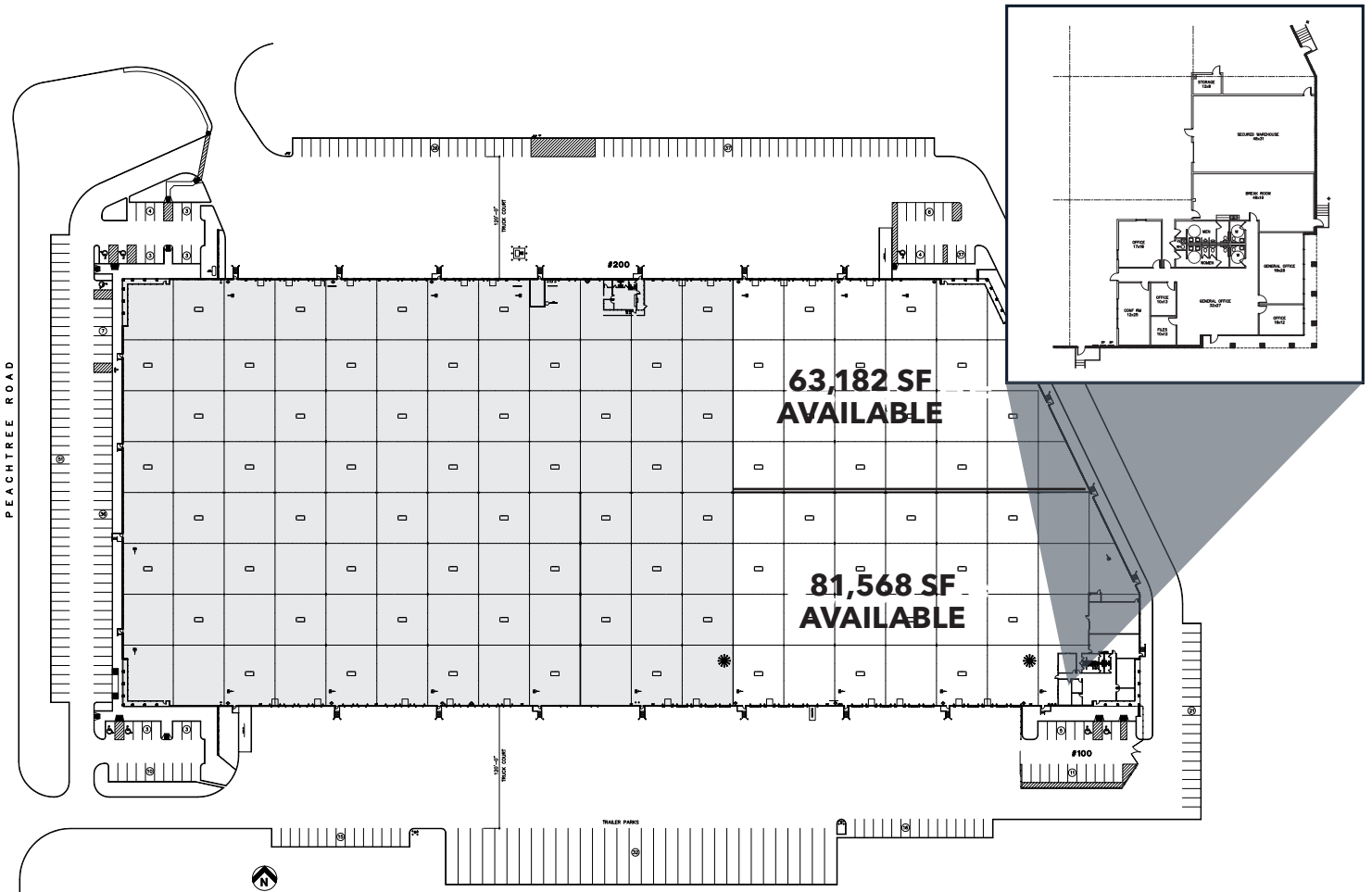
260 Car Parks (Bldg. Total)

510 PEACHTREE

MESQUITE, TX 75149



63,182 SF - 144,750 SF



FEATURES

63,182 SF - 144,750 SF Available

4,746 SF Office

30'10" Clear Height (First Column Line)

ESFR Sprinkler System

Cross Dock Loading

25 (9'x10') Dock Doors

9 Pit Levelers

10 Edge of Dock Levelers

1 (12'x14') Dock Door with Ramp

6 HVLS Fans | Exhaust Fans

50' x 50' Column spacing

60' Staging Bays

120' Truck Courts

420' Building Depth

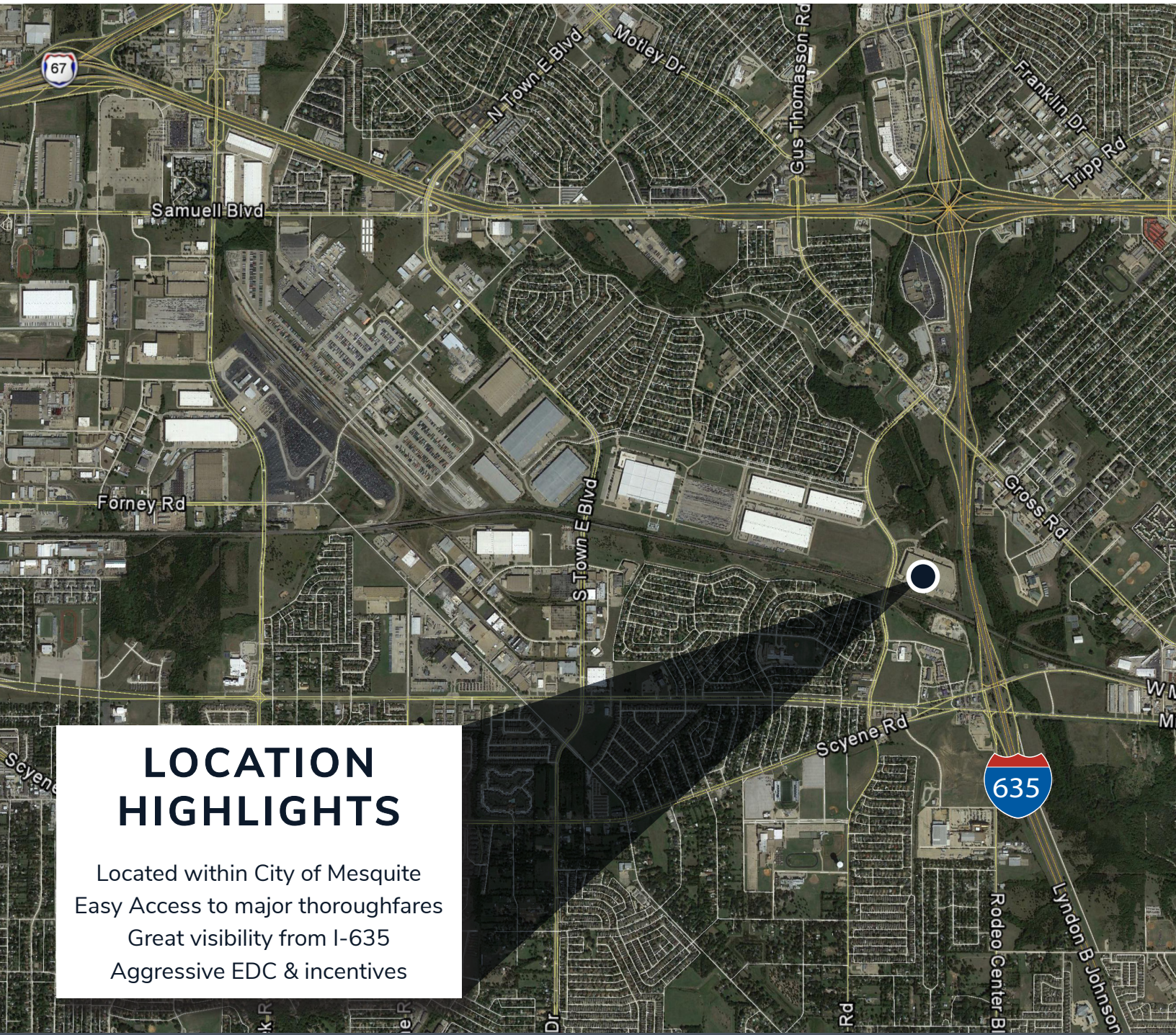
Trailer Parking Available

260 Car Parks (Bldg. Total)

800 amps @ 480 Volts

510 PEACHTREE

MESQUITE, TX 75149



LOCATION HIGHLIGHTS

- Located within City of Mesquite
- Easy Access to major thoroughfares
- Great visibility from I-635
- Aggressive EDC & incentives

MATT DORNAK, SIOR
214.267.0461
mdornak@streamrealty.com

RYAN WOLCOTT, SIOR
214.267.0412
rwolcott@streamrealty.com

