

# 17550 Northwest Fwy - Quality Suites Cy-Fair At Jones Road Houston



Location: **Quality Suites Cy-Fair At Jones Road Houston**  
**FM 1960 Cluster**  
**FM 1960/Hwy 249 Submarket**  
**Harris County**  
**Houston, TX 77065**

Building Type: **Hospitality/Hotel**

Status: **Built 1998**

Stories: **3**

RBA: **29,058 SF**

Typical Floor: **9,719 SF**

Total Avail: **No Spaces Currently Available**

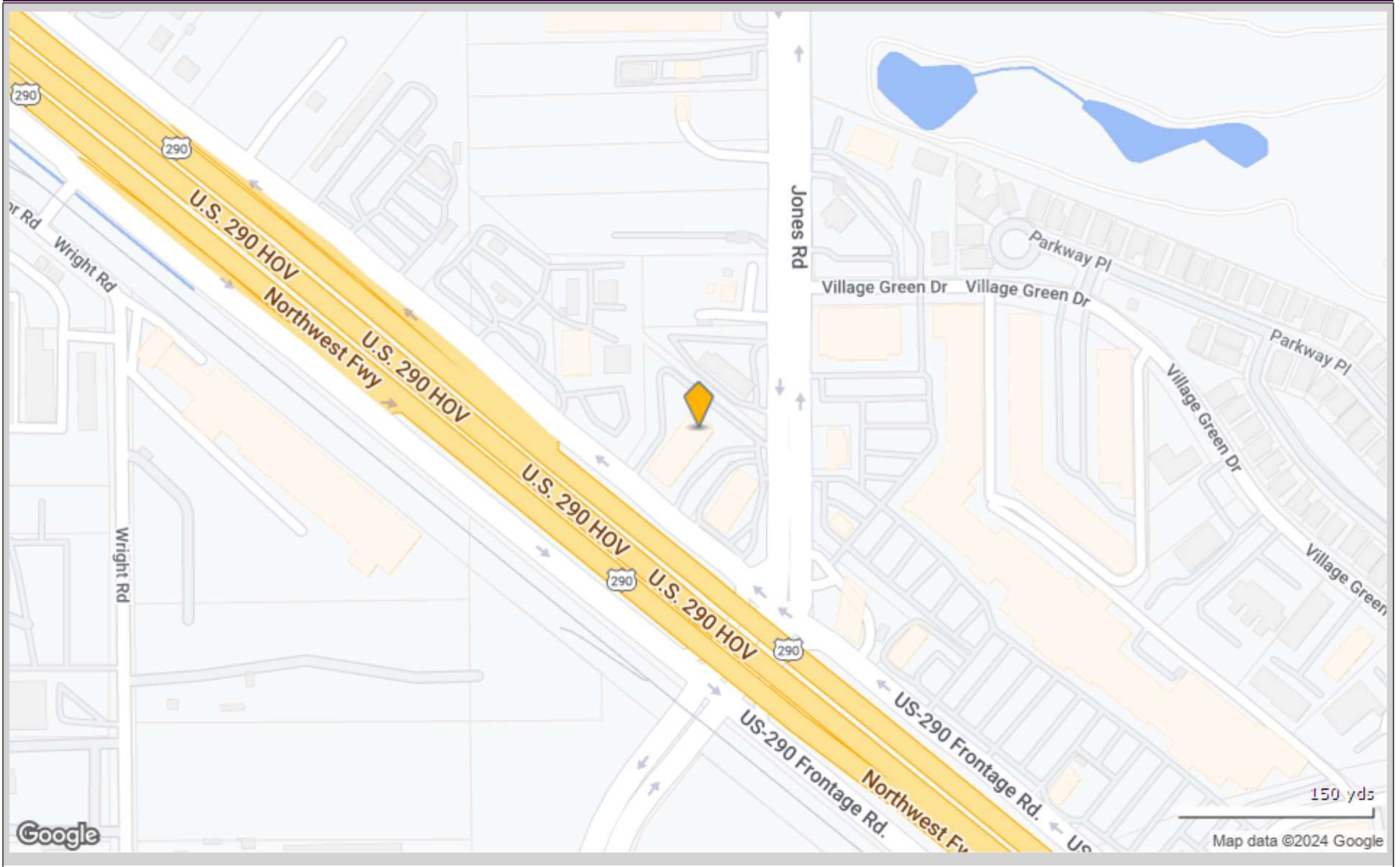
% Leased: **0%**

Developer: -  
Management: -  
Recorded Owner: **Villanova Assets Llc**

Expenses: **2021 Tax @ \$1.49/sf**  
Parcel Number: **0640160020001**  
Parking: **117 free Surface Spaces are available; Ratio of 4.01/1,000 SF**  
Amenities: **Business Center, Fitness Center, Meeting Event Space, Pool**

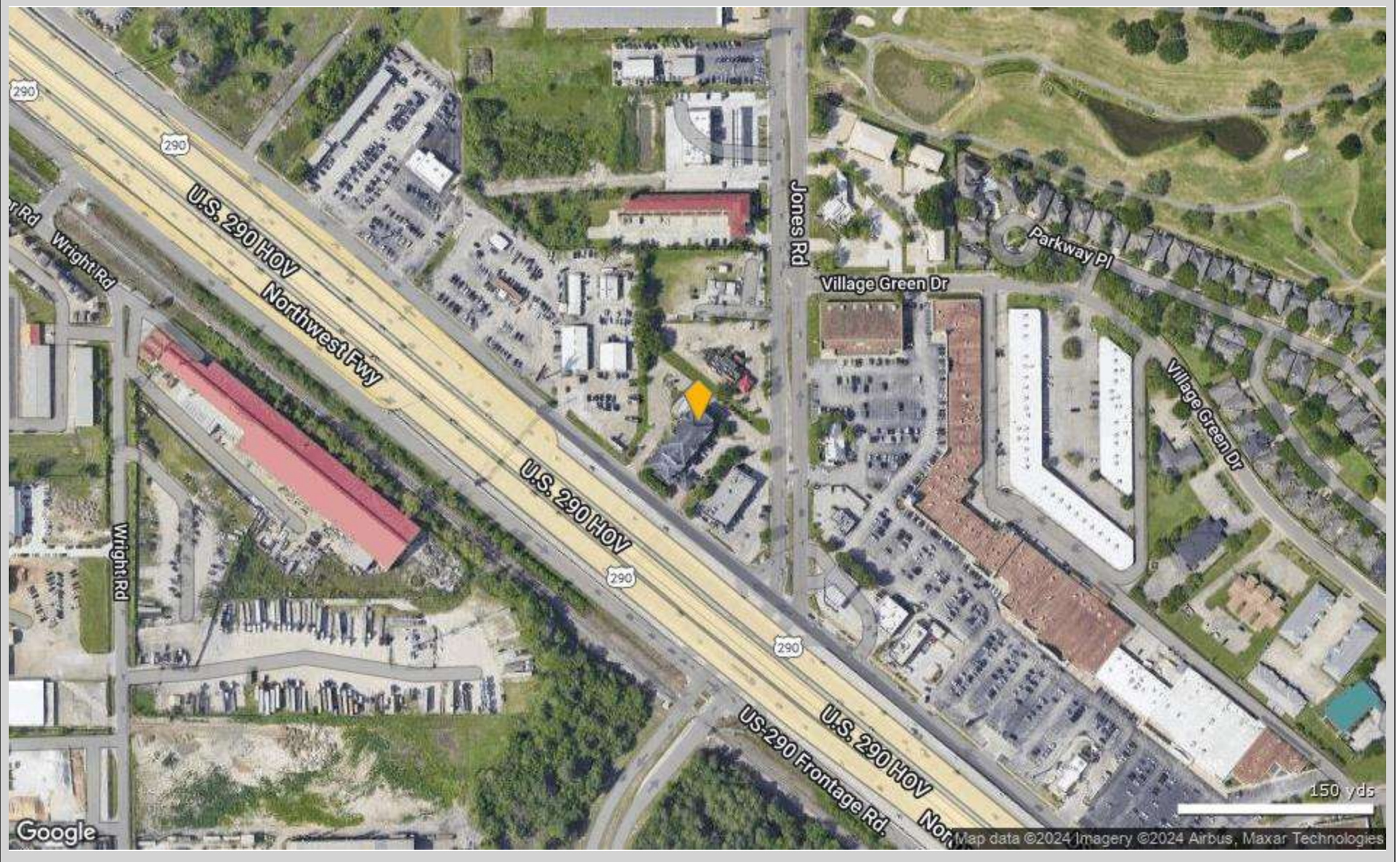
# Quality Suites Cy-Fair At Jones Road Houston

17550 Northwest Fwy - Houston, TX 77065



# Quality Suites Cy-Fair At Jones Road Houston

17550 Northwest Fwy - Houston, TX 77065



## Quality Suites Cy-Fair At Jones Road Houston

17550 Northwest Fwy, Houston, TX 77065

No Site Plan image was found for this property

*Tenant data not available for this property*

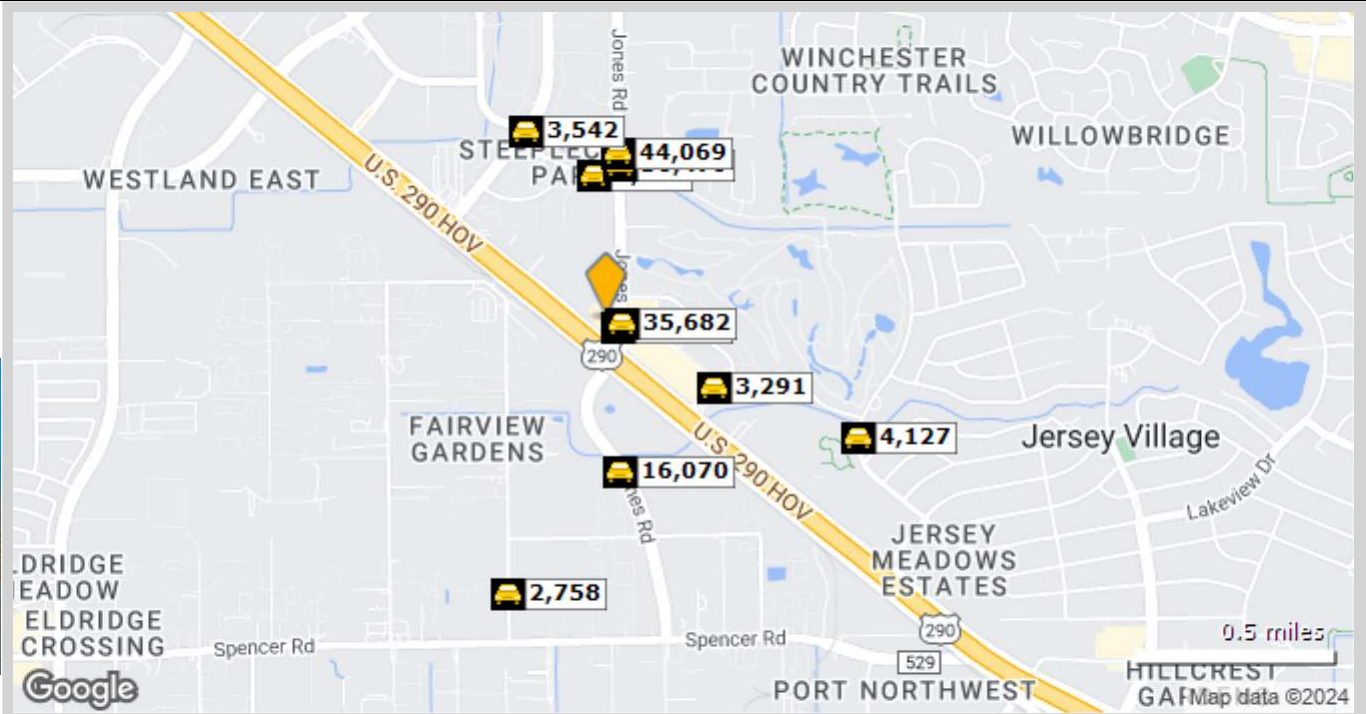
**Total Tenants for report: 0**

# Traffic Count Report

## Quality Suites Cy-Fair At Jones Road Houston

17550 Northwest Fwy, Houston, TX 77065

Building Type: **Hospitality**  
 Class: -  
 RBA: **29,058 SF**  
 Typical Floor: **9,719 SF**  
 Total Available: **0 SF**  
 % Leased: **0%**  
 Rent/SF/Yr: -



Street	Cross Street	Cross Str Dist	Count Year	Avg Daily Volume	Volume Type	Miles from Subject Prop
1 Jones Road	Hwy 290 Access Rd	0.06 S	2022	24,385	MPSI	.04
2 Jones Rd	Village Green Dr	0.06 N	2022	35,682	MPSI	.05
3 Village Dr	Village Green Dr	0.05 E	2022	3,291	MPSI	.33
4 Pleasant Colony Dr	Jones Rd	0.06 E	2022	2,062	MPSI	.38
5 Jones Road	Jones Rd	0.18 SE	2022	16,070	MPSI	.39
6 Jones Road	Pleasant Colony Dr	0.03 S	2022	30,479	MPSI	.40
7 Jones Rd	Jersey Meadows	0.01 N	2022	44,069	MPSI	.44
8 Steeple Way Blvd	Seattle Slew Dr	0.01 N	2022	3,542	MPSI	.53
9 Rio Grande St	de Lozier St	0.02 S	2022	4,127	MPSI	.72
10 Wright Rd	FM 529 Rd	0.12 S	2022	2,758	MPSI	.74

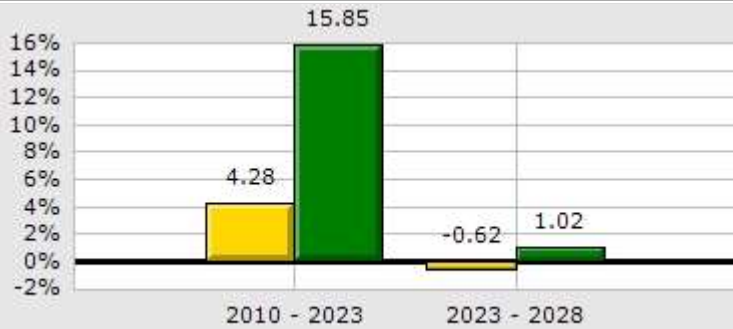
### Quality Suites Cy-Fair At Jones Road Houston

17550 Northwest Fwy, Houston, TX 77065

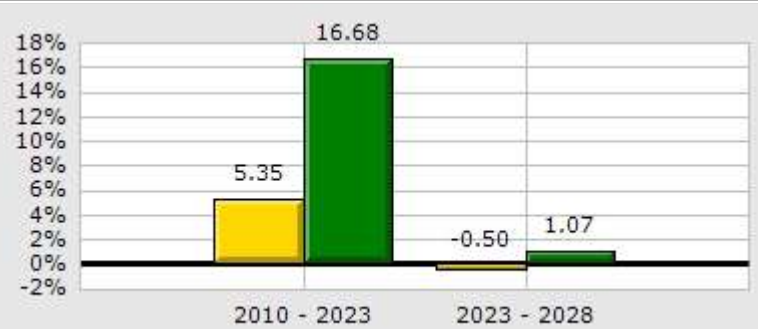
Type: **Hospitality/Hotel**  
 County: **Harris**

**1 Mile**  
**County**

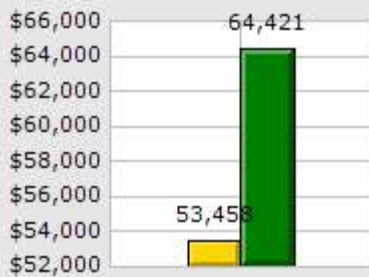
Population Growth



Household Growth



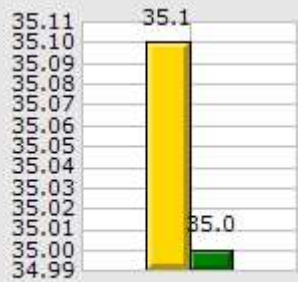
2023 Med Household Inc



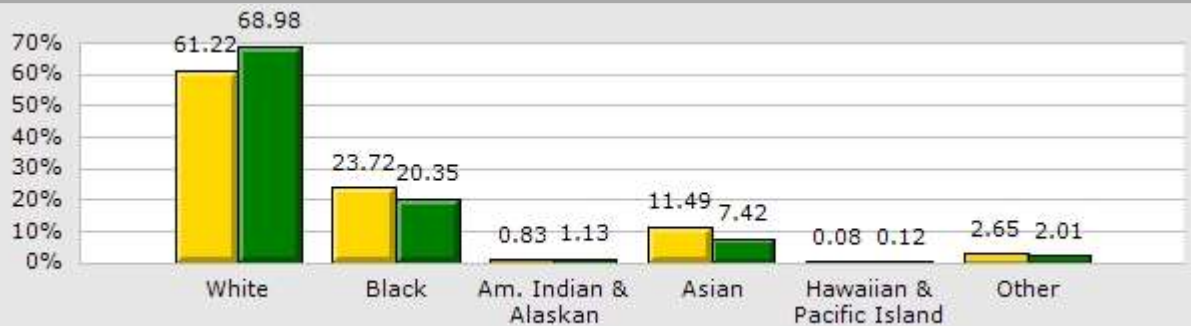
2023 Households by Household Income



2023 Median Age



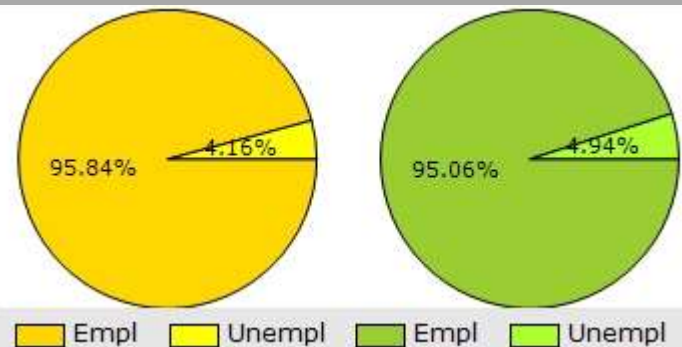
2023 Population by Race



2023 Renter vs. Owner



2023 Employed vs. Unemployed



**Quality Suites Cy-Fair At Jones Road Houston**  
 17550 Northwest Fwy, Houston, TX 77065

Type: **Hospitality/Hotel**  
 County: **Harris**

	1 Mile		County	
<b>Population Growth</b>				
Growth 2010 - 2023	4.28%		15.85%	
Growth 2023 - 2028	-0.62%		1.02%	
Empl	4,625	95.84%	2,359,807	95.06%
Unempl	201	4.16%	122,674	4.94%
<b>2023 Population by Race</b>				
	<b>8,388</b>		<b>4,741,195</b>	
White	5,135	61.22%	3,270,407	68.98%
Black	1,990	23.72%	964,707	20.35%
Am. Indian & Alaskan	70	0.83%	53,468	1.13%
Asian	964	11.49%	351,696	7.42%
Hawaiian & Pacific Island	7	0.08%	5,526	0.12%
Other	222	2.65%	95,391	2.01%
<b>Household Growth</b>				
Growth 2010 - 2023	5.35%		16.68%	
Growth 2023 - 2028	-0.50%		1.07%	
Renter Occupied	2,939	77.32%	711,164	42.47%
Owner Occupied	862	22.68%	963,407	57.53%
<b>2023 Households by Household Income</b>				
	<b>3,802</b>		<b>1,674,571</b>	
Income <\$25K	750	19.73%	300,014	17.92%
Income \$25K - \$50K	939	24.70%	357,125	21.33%
Income \$50K - \$75K	943	24.80%	293,882	17.55%
Income \$75K - \$100K	324	8.52%	194,331	11.60%
Income \$100K - \$125K	201	5.29%	149,339	8.92%
Income \$125K - \$150K	239	6.29%	101,547	6.06%
Income \$150K - \$200K	198	5.21%	120,419	7.19%
Income \$200K+	208	5.47%	157,914	9.43%
2023 Med Household Inc	\$53,458		\$64,421	
2023 Median Age	35.10		35.00	



# Demographic Summary Report

## Quality Suites Cy-Fair At Jones Road Houston

17550 Northwest Fwy, Houston, TX 77065

Building Type: **Hospitality**      Total Available: **0 SF**  
 Class: -      % Leased: **0%**  
 RBA: **29,058 SF**      Rent/SF/Yr: -  
 Typical Floor: **9,719 SF**



Radius	1 Mile	3 Mile	5 Mile
<b>Population</b>			
2028 Projection	8,337	98,774	261,847
2023 Estimate	8,389	99,499	263,123
2010 Census	8,045	96,164	250,525
Growth 2023 - 2028	-0.62%	-0.73%	-0.48%
Growth 2010 - 2023	4.28%	3.47%	5.03%
<b>2023 Population by Hispanic Origin</b>	2,589	36,661	105,621
<b>2023 Population</b>	8,389	99,499	263,123
White	5,136 61.22%	65,097 65.42%	178,236 67.74%
Black	1,989 23.71%	15,229 15.31%	39,948 15.18%
Am. Indian & Alaskan	70 0.83%	1,095 1.10%	2,780 1.06%
Asian	964 11.49%	15,606 15.68%	35,822 13.61%
Hawaiian & Pacific Island	7 0.08%	95 0.10%	260 0.10%
Other	222 2.65%	2,378 2.39%	6,077 2.31%
U.S. Armed Forces	10	23	46
<b>Households</b>			
2028 Projection	3,782	37,018	93,220
2023 Estimate	3,801	37,190	93,431
2010 Census	3,608	35,260	87,271
Growth 2023 - 2028	-0.50%	-0.46%	-0.23%
Growth 2010 - 2023	5.35%	5.47%	7.06%
Owner Occupied	862 22.68%	21,346 57.40%	59,961 64.18%
Renter Occupied	2,939 77.32%	15,844 42.60%	33,469 35.82%
<b>2023 Households by HH Income</b>	3,802	37,190	93,429
Income: <\$25,000	750 19.73%	3,900 10.49%	11,496 12.30%
Income: \$25,000 - \$50,000	939 24.70%	7,852 21.11%	19,886 21.28%
Income: \$50,000 - \$75,000	943 24.80%	7,502 20.17%	18,095 19.37%
Income: \$75,000 - \$100,000	324 8.52%	5,020 13.50%	12,430 13.30%
Income: \$100,000 - \$125,000	201 5.29%	3,838 10.32%	9,963 10.66%
Income: \$125,000 - \$150,000	239 6.29%	2,412 6.49%	6,542 7.00%
Income: \$150,000 - \$200,000	198 5.21%	3,049 8.20%	7,439 7.96%
Income: \$200,000+	208 5.47%	3,617 9.73%	7,578 8.11%
<b>2023 Avg Household Income</b>	\$75,239	\$98,821	\$94,169
<b>2023 Med Household Income</b>	\$53,458	\$72,547	\$70,892

**Quality Suites Cy-Fair At Jones Road Houston**

17550 Northwest Fwy, Houston, TX 77065

Building Type: **Hospitality**  
 Class: -  
 RBA: **29,058 SF**  
 Typical Floor: **9,719 SF**

Total Available: **0 SF**  
 % Leased: **0%**  
 Rent/SF/Yr: -



Business Employment by Type	# of Businesses	# Employees	#Emp/Bus
<b>Total Businesses</b>	<b>488</b>	<b>7,851</b>	<b>16</b>
Retail & Wholesale Trade	115	1,824	16
Hospitality & Food Service	32	519	16
Real Estate, Renting, Leasing	30	166	6
Finance & Insurance	24	314	13
Information	9	365	41
Scientific & Technology Services	49	710	14
Management of Companies	1	3	3
Health Care & Social Assistance	38	111	3
Educational Services	3	14	5
Public Administration & Sales	3	28	9
Arts, Entertainment, Recreation	7	47	7
Utilities & Waste Management	16	440	28
Construction	69	1,108	16
Manufacturing	52	1,926	37
Agriculture, Mining, Fishing	1	2	2
Other Services	39	274	7

## Consumer Spending Report

### Quality Suites Cy-Fair At Jones Road Houston

17550 Northwest Fwy, Houston, TX 77065

Building Type: **Hospitality**

Class: -

RBA: **29,058 SF**

Typical Floor: **9,719 SF**

Total Available: **0 SF**

% Leased: **0%**

Rent/SF/Yr: -



2023 Annual Spending (\$000s)	1 Mile	3 Mile	5 Mile
<b>Total Specified Consumer Spending</b>	<b>\$92,481</b>	<b>\$1,184,229</b>	<b>\$2,998,601</b>

<b>Total Apparel</b>	<b>\$5,419</b>	<b>\$64,914</b>	<b>\$166,108</b>
Women's Apparel	2,004	24,733	62,936
Men's Apparel	1,057	13,134	33,327
Girl's Apparel	422	4,862	12,581
Boy's Apparel	324	3,626	9,414
Infant Apparel	304	3,242	8,368
Footwear	1,309	15,318	39,482

<b>Total Entertainment &amp; Hobbies</b>	<b>\$13,310</b>	<b>\$164,209</b>	<b>\$416,328</b>
Entertainment	1,288	17,541	48,420
Audio & Visual Equipment/Service	3,531	39,954	100,884
Reading Materials	138	1,823	4,469
Pets, Toys, & Hobbies	2,048	26,710	67,242
Personal Items	6,305	78,181	195,312

<b>Total Food and Alcohol</b>	<b>\$27,122</b>	<b>\$323,392</b>	<b>\$815,718</b>
Food At Home	13,786	164,301	421,826
Food Away From Home	11,570	138,030	342,218
Alcoholic Beverages	1,766	21,061	51,674

<b>Total Household</b>	<b>\$13,705</b>	<b>\$192,023</b>	<b>\$486,193</b>
House Maintenance & Repair	1,662	38,711	106,812
Household Equip & Furnishings	5,809	75,471	189,341
Household Operations	4,510	55,679	137,512
Housing Costs	1,724	22,162	52,527

## Consumer Spending Report

### Quality Suites Cy-Fair At Jones Road Houston

17550 Northwest Fwy, Houston, TX 77065

2023 Annual Spending (000s)	1 Mile	3 Mile	5 Mile
<b>Total Transportation/Maint.</b>	<b>\$23,649</b>	<b>\$312,722</b>	<b>\$799,438</b>
Vehicle Purchases	10,814	156,747	408,325
Gasoline	7,004	83,515	214,369
Vehicle Expenses	396	6,293	15,537
Transportation	2,333	29,402	68,565
Automotive Repair & Maintenance	3,101	36,766	92,642
<b>Total Health Care</b>	<b>\$3,947</b>	<b>\$52,317</b>	<b>\$133,806</b>
Medical Services	2,249	29,913	76,132
Prescription Drugs	1,222	16,378	42,469
Medical Supplies	477	6,026	15,205
<b>Total Education/Day Care</b>	<b>\$5,328</b>	<b>\$74,652</b>	<b>\$181,010</b>
Education	3,316	48,393	118,102
Fees & Admissions	2,012	26,259	62,908