



**100,000 SF
FOR SUBLEASE**

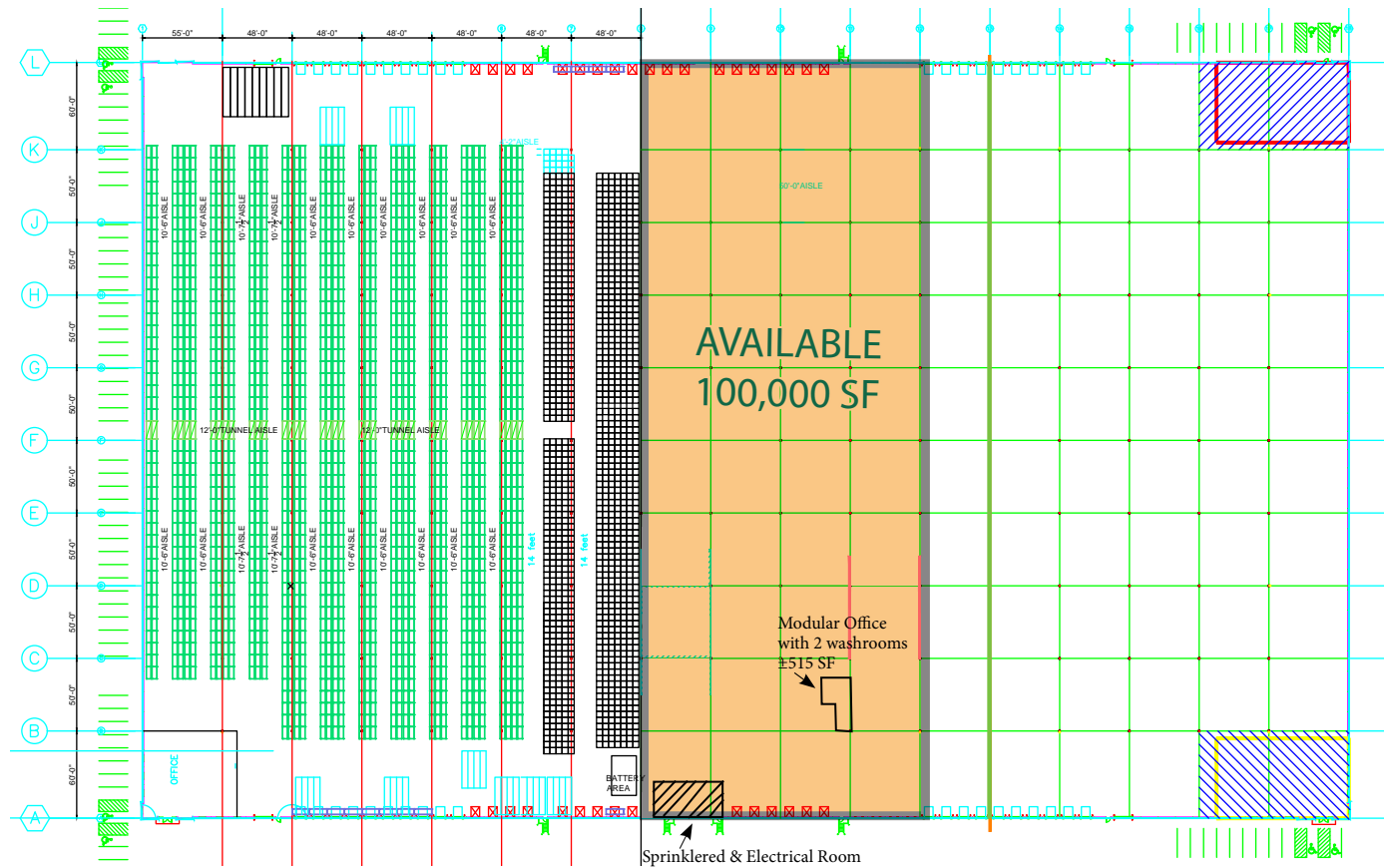
25810
S. Ridgeland Ave

**HIGHLY EFFICIENT,
CROSS DOCKED SPACE**

CBRE

Monee, IL 60449

SITE PLAN



Total Building Size
431,600 SF

Available Size
100,000 SF

Land Site
23.98 ACRES

Exterior Docks
16

Year Built
2009

Ceiling Height
32'

Office Size
515 SF

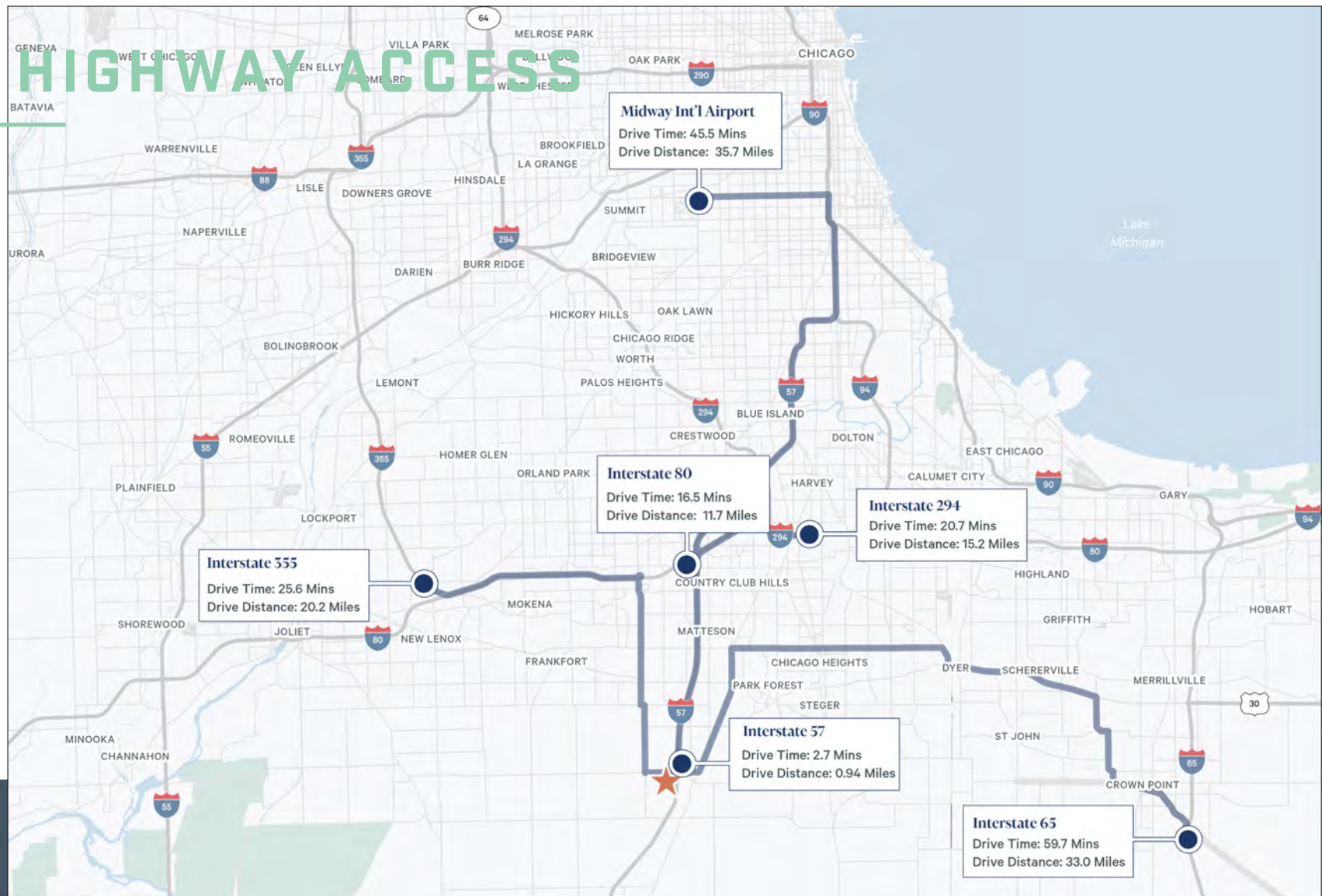
Sprinkler System
ESFR

Column Spacing
50' X 48'

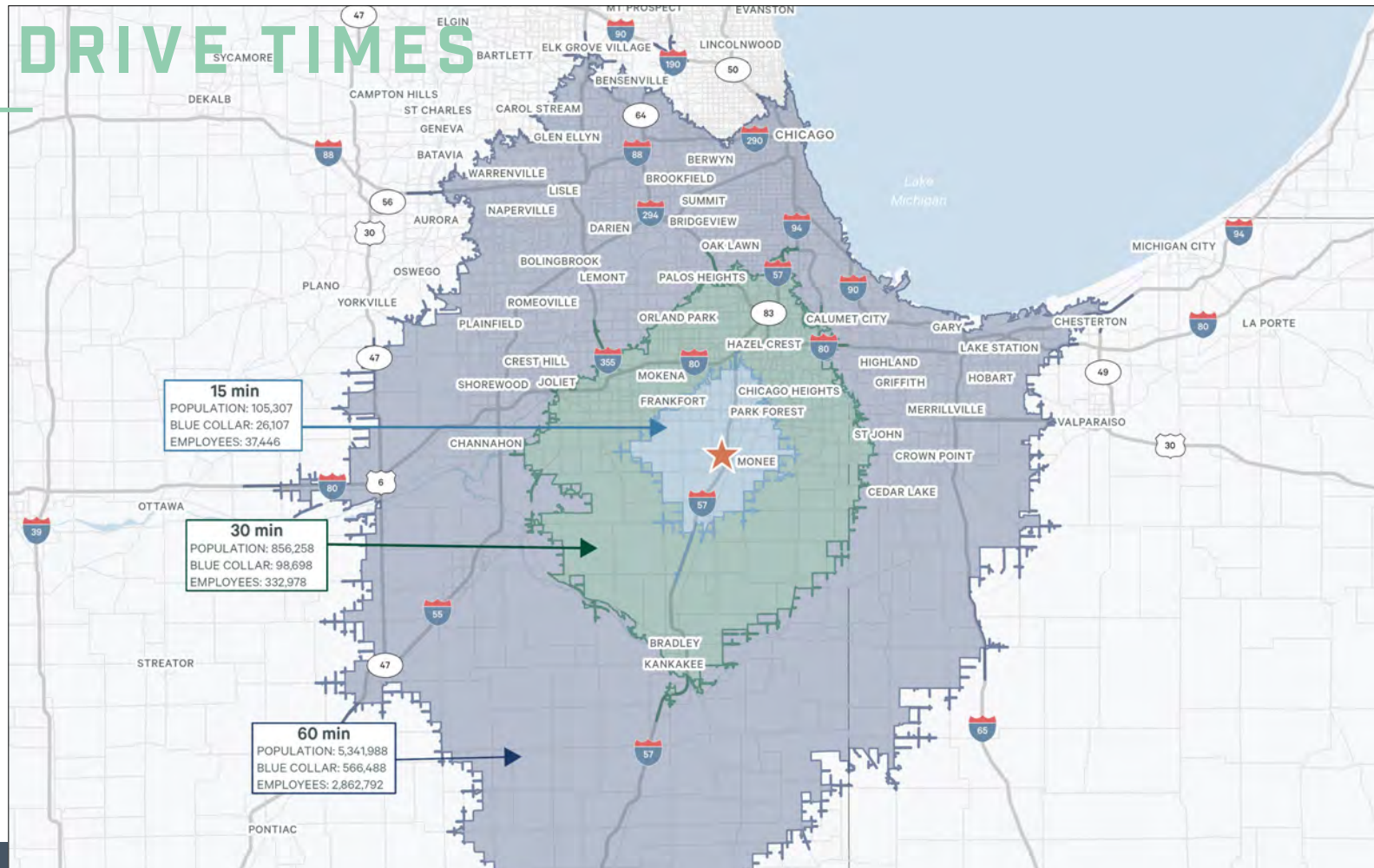
Trailer Parking
15 STALLS

Sublease Term
THRU MAY 31, 2028

HIGHWAY ACCESS



DRIVE TIMES





25810 S. RIDGELAND AVE
MONEE, IL 60449

BAILLY RIDGE CORPORATE CENTER

100,000 SF
FOR SUBLEASE

JOHN SUERTH, SIOR
Executive Vice President
+1 847 706 4929
john.suerth@cbre.com

JIMMY KOWALCZYK
First Vice President
+1 630 368 5548
jimmy.kowalczyk@cbre.com

CBRE

© 2026 CBRE, Inc. All rights reserved. This information has been obtained from sources believed reliable but has not been verified for accuracy or completeness. CBRE, Inc. makes no guarantee, representation or warranty and accepts no responsibility or liability as to the accuracy, completeness, or reliability of the information contained herein. You should conduct a careful, independent investigation of the property and verify all information. Any reliance on this information is solely at your own risk. CBRE and the CBRE logo are service marks of CBRE, Inc. All other marks displayed on this document are the property of their respective owners, and the use of such marks does not imply any affiliation with or endorsement of CBRE. Photos herein are the property of their respective owners. Use of these images without the express written consent of the owner is prohibited.