

Premier North Jersey Location - 69,999 SF on 6.39 Acres


FOR LEASE AND SALE

# 125 Pompton Plains Crossroad

Wayne, NJ 07470



Divisible



CONSTRUCTION  
COMPLETE



AVAILABLE  
IMMEDIATELY



**DIRECT ACCESS**  
RT-23  
I-287, I-80, US-46



CLASS "A"  
INDUSTRIAL FACILITY



# 125 POMPTON PLAINS CROSSROAD WAYNE, NJ 07470

69,999 SF on 6.39 Acres

## Property Features



±2,999 SF  
Mezzanine  
Office Spaces



12 Loading  
Docks



1 Drive-In  
Door



40' Ceiling  
Height



39 Car  
Parking



1,600 Amps  
Power



Delivery  
Immediate



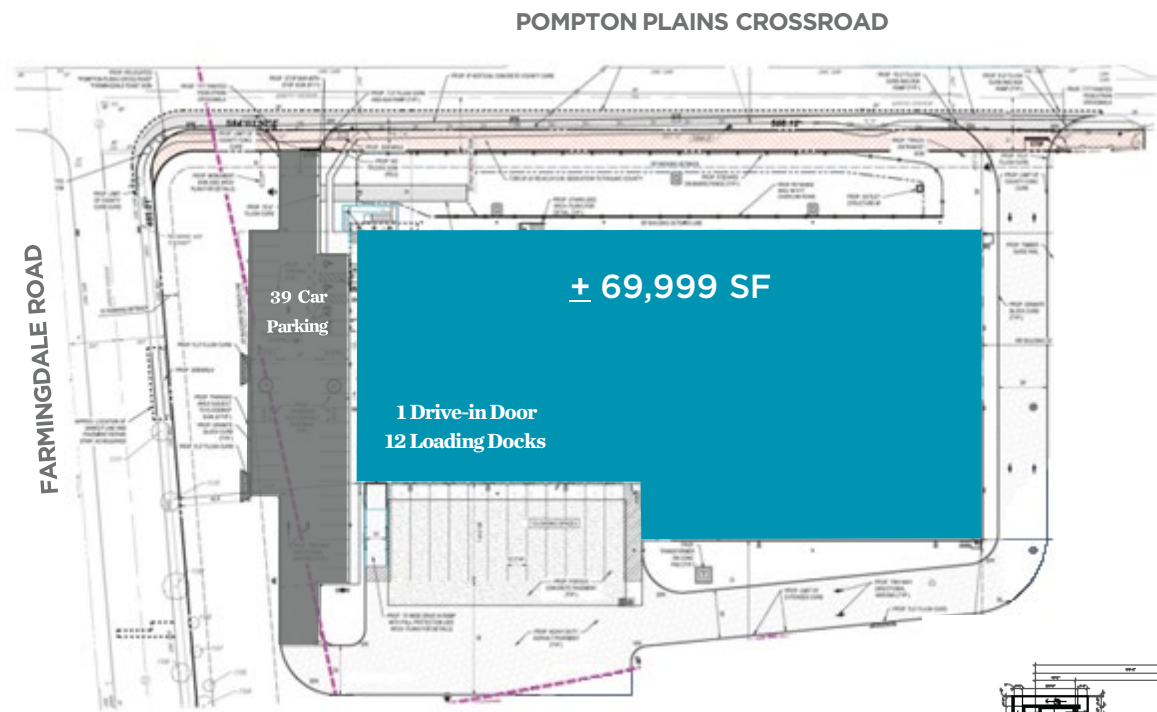
Call for  
Pricing



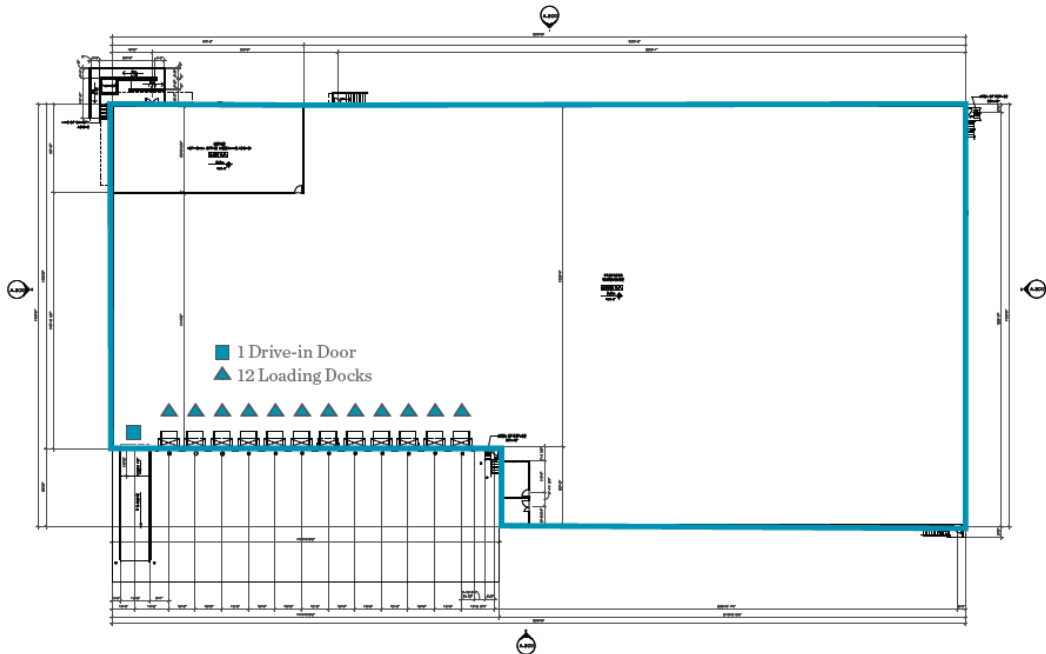
# 125 POMPTON PLAINS CROSSROAD

## WAYNE, NJ 07470

### SITE PLAN



### FLOOR PLAN



# 125 POMPTON PLAINS CROSSROAD

## WAYNE, NJ 07470

### LOCATION

1. Rt. 23 - 0.5 Miles
2. I-287 - 2.7 Miles
3. I-80 - 5.8 Miles
4. US-46 - 6.2 Miles
5. Rt-3 - 9.9 Miles
6. NJ Turnpike - 19.2 Miles
7. Lincoln Tunnel - 23.3 Miles
8. George Washington Bridge - 24.3 Miles
9. Holland Tunnel - 24.9 Miles
10. Newark Airport - 29.4 Miles
11. Port Newark - 32 Miles



### FOR MORE INFORMATION, PLEASE CONTACT:

**TORSTEN THALER**

+1 732 243 3060

torsten.thaler@cushwake.com

**NATALIE GORGA**

+1 732 243 3136

natalie.gorga@cushwake.com

**JONATHAN (JACK) WINGE**

+1 732 243 3114

jack.winge@cushwake.com

**THOMAS D. TUCCI, SIOR**

+1 732 243 3120

thomas.tucci@cushwake.com

**CHARLES FERN**

+1 732 243 3101

chuck.fern@cushwake.com

One Meadowlands Plaza, 7th Floor, East Rutherford, NJ 07073 | +1 201 935 4000  
99 Wood Avenue South, 8th Floor, Iselin, NJ 08830 | +1 732 623 4700

©2025 Cushman & Wakefield. All rights reserved. The information contained in this communication is strictly confidential. This information has been obtained from sources believed to be reliable but has not been verified. NO WARRANTY OR REPRESENTATION, EXPRESS OR IMPLIED, IS MADE AS TO THE CONDITION OF THE PROPERTY (OR PROPERTIES) REFERENCED HEREIN OR AS TO THE ACCURACY OR COMPLETENESS OF THE INFORMATION CONTAINED HEREIN, AND SAME IS SUBMITTED SUBJECT TO ERRORS, OMISSIONS, CHANGE OF PRICE, RENTAL OR OTHER CONDITIONS, WITHDRAWAL WITHOUT NOTICE, AND TO ANY SPECIAL LISTING CONDITIONS IMPOSED BY THE PROPERTY OWNER(S). ANY PROJECTIONS, OPINIONS OR ESTIMATES ARE SUBJECT TO UNCERTAINTY AND DO NOT SIGNIFY CURRENT OR FUTURE PROPERTY PERFORMANCE.

[cushmanwakefield.com](http://cushmanwakefield.com)

