

AVAILABLE FOR LEASE

Industrial Facility







PROPERTY HIGHLIGHTS

Numerous renovations underway by new ownership

- **Building Size:** Up to 111,120 SF on 7.01 AC Available
- **Office Space:** 5,000 SF
- **Ceiling Height:** 18'9" - 22'3"
- **Docks: 21 Total**
 - 4 - 8' x 8' Docks with external loading platform
 - 13 - 8' x 8' Docks
 - 1 - 8'6" x 9' Dock
 - 2 - 10' x 10' Docks with external loading platform
 - 1 - 12' x 12' Dock with external loading platform
- **Fire Protection:** Wet System
- **Taxes:** \$55,891 (estimated 2025)
- **Location:** Lower North Philadelphia is in a central location within the City of Philadelphia, providing quick access to the major cities on the east coast. Additionally, there is an ample supply of available workers in the area. The subject property is located in close proximity to the Roosevelt Expressway, providing ease of access to Interstates 76, 95, and the Ben Franklin Bridge.



NEW LANDLORD IMPROVEMENTS



*ADDITIONAL IMPROVEMENTS: NEW ROOF AND NEW LEDS

ZONING

I-2 (MEDIUM INDUSTRIAL) DISTRICT

- This zoning district permits light/moderate impact industrial uses included manufacturing, processing, and distribution

WHOLESALE, DISTRIBUTION, & STORAGE USE:

- Equipment & Material Storage Yards & Buildings
- Moving and Storage Facilities
- Warehouse
- Wholesale Sales and Distribution
- Distributor of Malt or Brewed Beverages

INDUSTRIAL USE :

- Limited Industrial
- General Industrial
- Research and Development
- Trucking and Transportation Terminals
- Artist Studios/Artisan Industrial

ADDITIONAL PERMISSIBLE USES:

- Caretaker Quarters
- Passive Recreation
- Safety Services
- Transit Station
- Basic Utilities and Services
- Major Utilities and Services
- Wireless Service Facility
- Business and Professional Office
- Group Practitioner
- Building Supplies and Equipment
- Building Services
- Financial Services
- Maintenance and Repair of Consumer Goods
- Marina
- Radio, Television, and Recording Services
- Commercial/Personal Vehicle Repair and Maintenance
- Commercial/Personal Vehicle Sales and Rental
- Vehicle Fueling Station
- Vehicle Paint Finishing Shop
- Government Office



LOWER NORTH PHILADELPHIA INDUSTRIAL SUBMARKET

STRATEGIC LOCATION

Lower North Philadelphia is in a central location within the City of Philadelphia, providing quick access to the major cities on the east coast. Additionally, there is an ample supply of available workers in the area. The subject property is located in close proximity to the Roosevelt Expressway, providing ease of access to Interstates 76, 95, and the Ben Franklin Bridge.



13.6%

Vacancy Rate
(Q3 2024)



\$11.52

Average Lease Rate
per SF (Q3 2024)

THE PHILADELPHIA INDUSTRIAL MARKET

7%

Vacancy Rate
(Q3 2024)

\$11.25

Average Lease
Rate per SF
(Q3 2024)

66,100

12-month Net
Absorption SF
(Q3 2024)



Philadelphia International Airport

Center City Philadelphia, PA

Port of Philadelphia – Container City

Port of Baltimore, MD

Baltimore, MD

Port of Newark, NJ

New York, NY



BINSWANGER
UNIQUELY SPECIALIZED SINCE 1931

CONTACT



Chris Pennington

Partner & Senior Vice President

215.448.6053

cpennington@binswanger.com



Jason Ostach

Vice President

215-448-6021

jostach@binswanger.com



Three Logan Square
1717 Arch Street, Suite 5100
Philadelphia, PA, 19103
Phone: 215.448.6000
binswanger.com

The information contained herein is from sources deemed reliable, but no warranty or representation is made as to the accuracy thereof and no liability may be imposed.