



Property Summary

Rooms	36	Operation Type	Independent
Built	2017	Commercial Asking Rent	Withheld
Stories	2		
Parking Spaces	0.92/Room; 33 Surface Spaces		
True Owner	Applesway Investment Group		

Amenities

Room Amenities: High Speed Internet Access

Site Amenities: Public Access Wifi, Smoke-Free

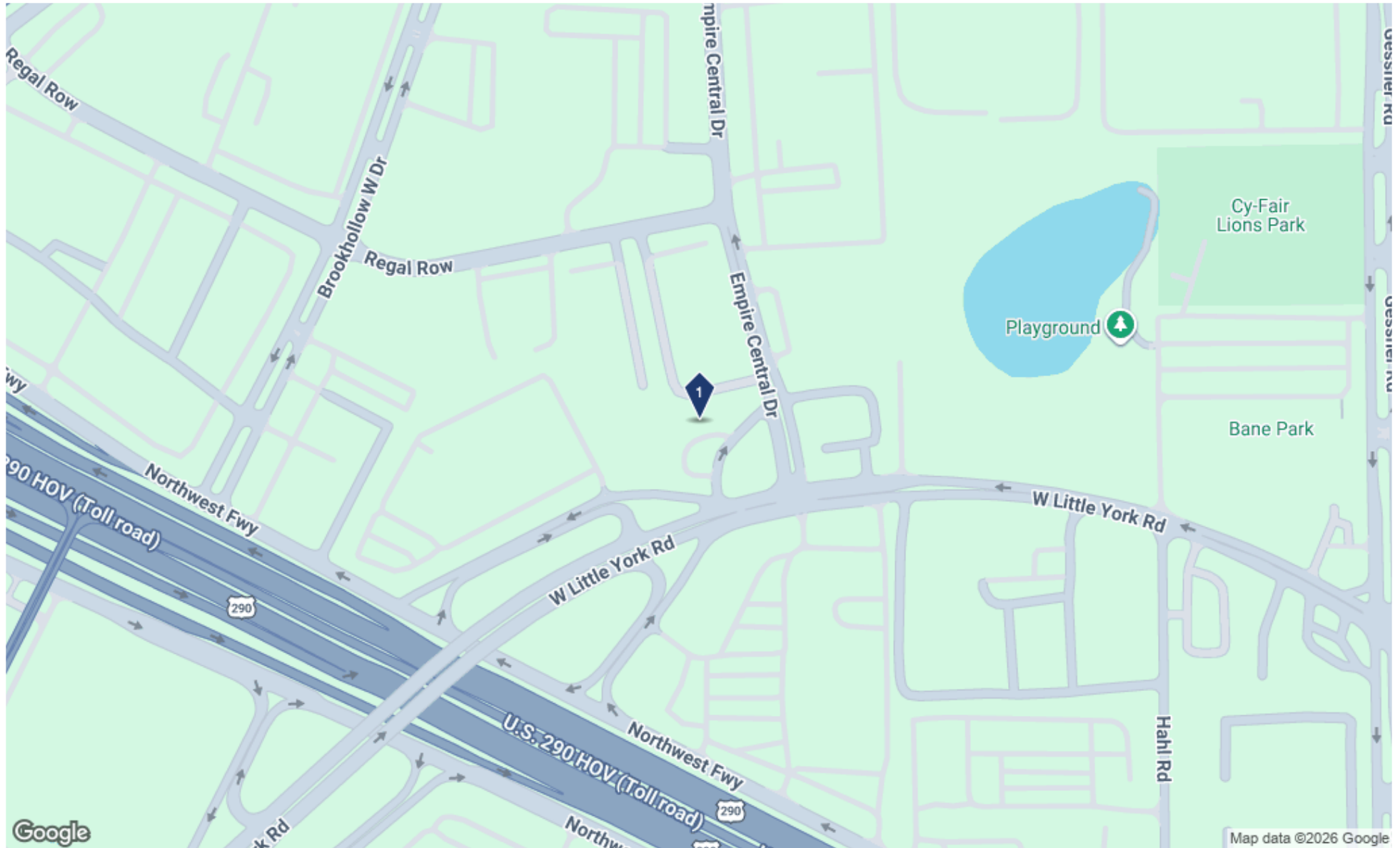


The Residency Suites - 9818 W Little York Rd

Houston, Texas 77040 (Harris County) - Houston Northwest Submarket

Luxury

Hotel





The Residency Suites - 9818 W Little York Rd

Houston, Texas 77040 (Harris County) - Houston Northwest Submarket

Luxury
Hotel





No Site Plan Available



The Residency Suites - 9818 W Little York Rd

Houston, Texas 77040 (Harris County) - Houston Northwest Submarket

Luxury
Hotel

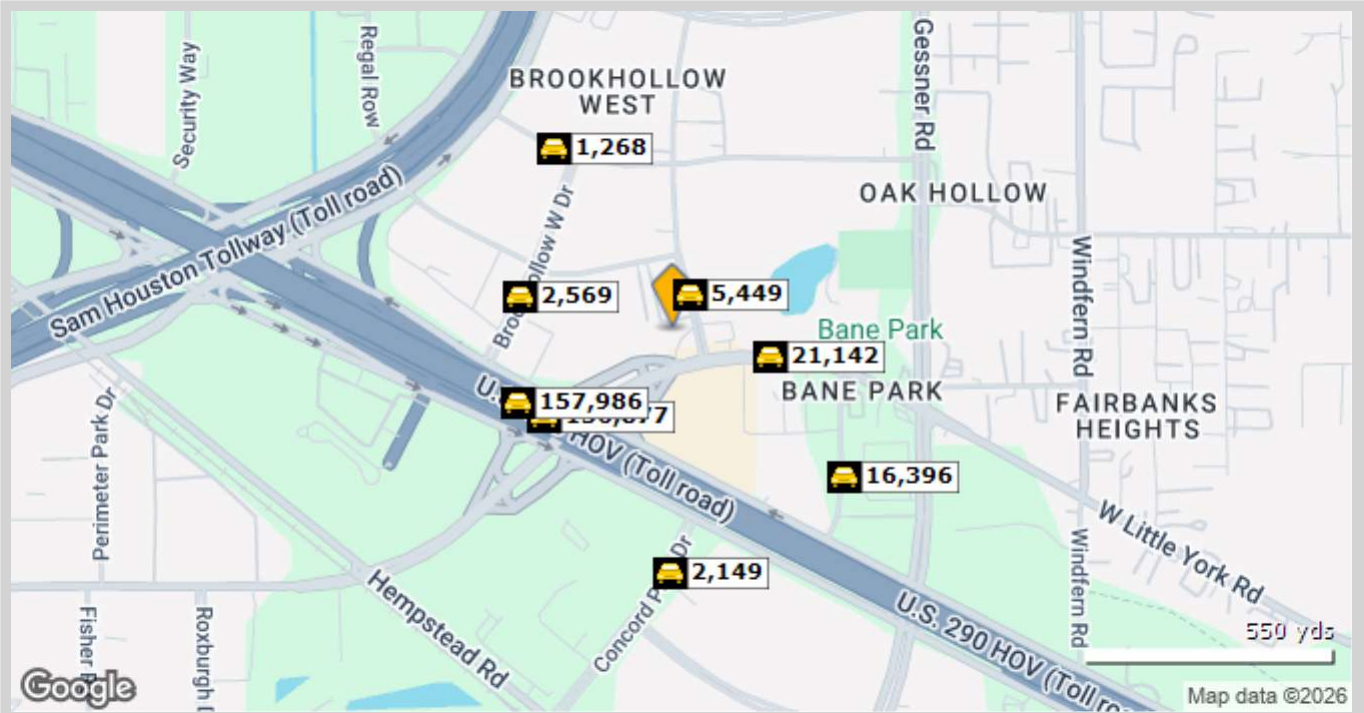
No Data Available

Traffic Count Report

The Residency Suites

9818 W Little York Rd, Houston, TX 77040

Building Type: **Hospitality**
 Class: -
 RBA: **21,386 SF**
 Typical Floor: **8,192 SF**
 Total Available: **0 SF**
 % Leased: **0%**
 Rent/SF/Yr: -



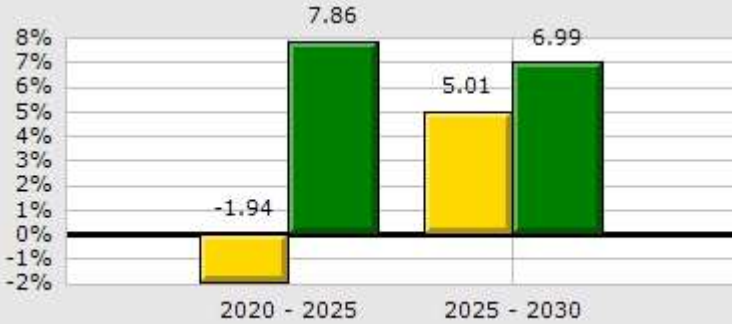
	Street	Cross Street	Cross Str Dist	Count Year	Avg Daily Volume	Volume Type	Miles from Subject Prop
1	Empire Central Dr	Regal Row	0.05 N	2025	5,449	MPSI	.06
2	W Little York Rd	Empire Central Dr	0.08 W	2025	21,299	MPSI	.13
3	West Little York Road	Empire Central Dr	0.08 W	2025	21,142	MPSI	.13
4	290-Hov Fwy	Fairbanks N Houston Rd	1.65 SE	2021	156,877	MPSI	.19
5	Brookhollow West Dr	Regal Row	0.05 NE	2025	2,569	MPSI	.20
6	Northwest Freeway HOV	Fairbanks N Houston Rd	1.65 SE	2020	157,986	AADT	.21
7	Bent Oak Dr	Brookhollow West Dr	0.03 SE	2025	1,268	MPSI	.28
8	Gessner Dr	Northwest Fwy	0.09 S	2018	16,396	MPSI	.29
9	Concord Park Dr	Yorktown Plz Dr	0.08 SW	2025	2,143	MPSI	.31
10	Concord Park Dr	Yorktown Plz Dr	0.08 SW	2024	2,149	MPSI	.31

The Residency Suites
9818 W Little York Rd, Houston, TX 77040

Type: **Hospitality/Hotel**
County: **Harris**

1 Mile
County

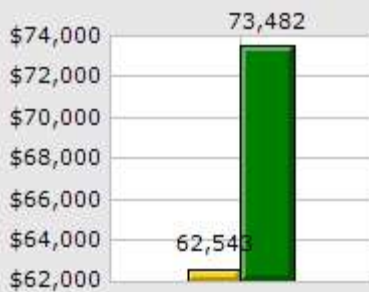
Population Growth



Household Growth



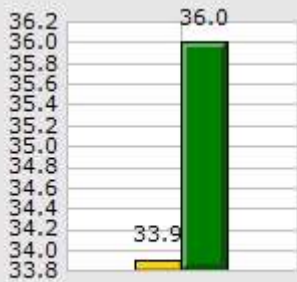
2025 Med Household Inc



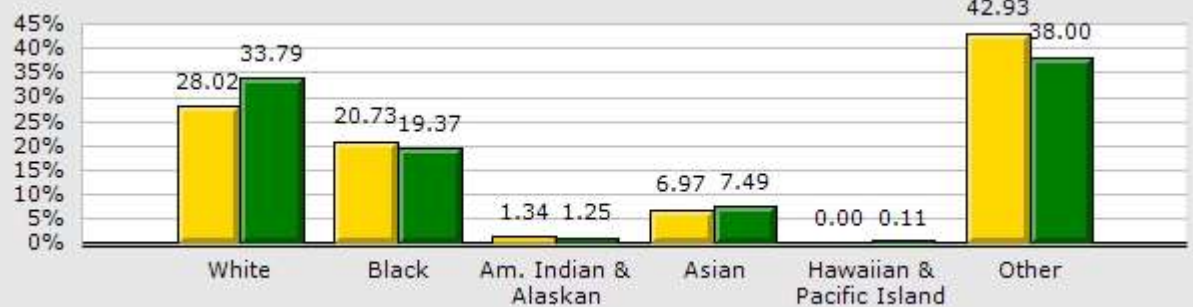
2025 Households by Household Income



2025 Median Age



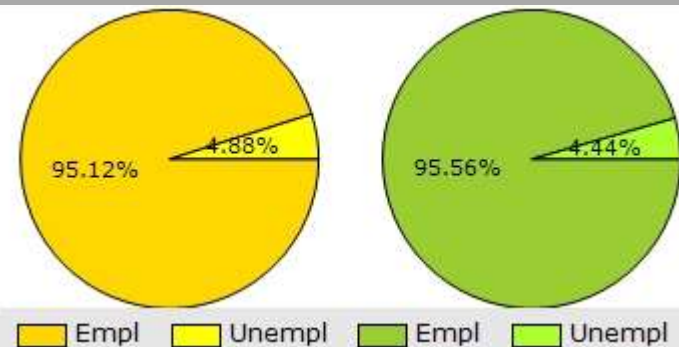
2025 Population by Race



2025 Renter vs. Owner



2025 Employed vs. Unemployed



Demographic Market Comparison Report

1 mile radius

The Residency Suites 9818 W Little York Rd, Houston, TX 77040				
Type: Hospitality/Hotel County: Harris				
	1 Mile		County	
Population Growth				
Growth 2020 - 2025	-1.94%		7.86%	
Growth 2025 - 2030	5.01%		6.99%	
Empl	2,223	95.12%	2,565,879	95.56%
Unempl	114	4.88%	119,211	4.44%
2025 Population by Race				
	4,389		5,103,017	
White	1,230	28.02%	1,724,518	33.79%
Black	910	20.73%	988,251	19.37%
Am. Indian & Alaskan	59	1.34%	63,604	1.25%
Asian	306	6.97%	382,096	7.49%
Hawaiian & Pacific Island	0	0.00%	5,509	0.11%
Other	1,884	42.93%	1,939,039	38.00%
Household Growth				
Growth 2020 - 2025	-3.82%		8.12%	
Growth 2025 - 2030	4.88%		7.29%	
Renter Occupied	1,204	72.44%	861,296	47.06%
Owner Occupied	458	27.56%	968,812	52.94%
2025 Households by Household Income				
	1,660		1,830,108	
Income <\$25K	265	15.96%	289,011	15.79%
Income \$25K - \$50K	411	24.76%	330,315	18.05%
Income \$50K - \$75K	394	23.73%	313,647	17.14%
Income \$75K - \$100K	231	13.92%	228,967	12.51%
Income \$100K - \$125K	126	7.59%	168,916	9.23%
Income \$125K - \$150K	52	3.13%	130,997	7.16%
Income \$150K - \$200K	82	4.94%	149,340	8.16%
Income \$200K+	99	5.96%	218,915	11.96%
2025 Med Household Inc	\$62,543		\$73,482	
2025 Median Age	33.90		36.00	

Demographic Summary Report

The Residency Suites

9818 W Little York Rd, Houston, TX 77040

Building Type: **Hospitality**
 Class: -
 RBA: **21,386 SF**
 Typical Floor: **8,192 SF**

Total Available: **0 SF**
 % Leased: **0%**
 Rent/SF/Yr: -



Radius	1 Mile	5 Mile	10 Mile
Population			
2030 Projection	4,611	298,997	1,442,815
2025 Estimate	4,391	282,578	1,354,636
2020 Census	4,478	277,736	1,287,664
Growth 2025 - 2030	5.01%	5.81%	6.51%
Growth 2020 - 2025	-1.94%	1.74%	5.20%
2025 Population by Hispanic Origin	2,257	151,546	574,702
2025 Population	4,391	282,578	1,354,636
White	1,230 28.01%	78,075 27.63%	461,383 34.06%
Black	910 20.72%	43,149 15.27%	245,706 18.14%
Am. Indian & Alaskan	60 1.37%	5,067 1.79%	17,902 1.32%
Asian	306 6.97%	25,937 9.18%	119,840 8.85%
Hawaiian & Pacific Island	0 0.00%	272 0.10%	1,212 0.09%
Other	1,885 42.93%	130,078 46.03%	508,594 37.54%
U.S. Armed Forces	0	46	750
Households			
2030 Projection	1,742	105,385	537,511
2025 Estimate	1,661	99,404	503,192
2020 Census	1,727	97,830	476,401
Growth 2025 - 2030	4.88%	6.02%	6.82%
Growth 2020 - 2025	-3.82%	1.61%	5.62%
Owner Occupied	458 27.57%	50,852 51.16%	257,679 51.21%
Renter Occupied	1,204 72.49%	48,553 48.84%	245,513 48.79%
2025 Households by HH Income	1,660	99,403	503,191
Income: <\$25,000	265 15.96%	16,424 16.52%	75,912 15.09%
Income: \$25,000 - \$50,000	411 24.76%	21,011 21.14%	90,030 17.89%
Income: \$50,000 - \$75,000	394 23.73%	17,486 17.59%	86,468 17.18%
Income: \$75,000 - \$100,000	231 13.92%	13,118 13.20%	64,406 12.80%
Income: \$100,000 - \$125,000	126 7.59%	8,203 8.25%	43,461 8.64%
Income: \$125,000 - \$150,000	52 3.13%	5,862 5.90%	34,439 6.84%
Income: \$150,000 - \$200,000	82 4.94%	7,583 7.63%	41,289 8.21%
Income: \$200,000+	99 5.96%	9,716 9.77%	67,186 13.35%
2025 Avg Household Income	\$78,608	\$93,600	\$105,578
2025 Med Household Income	\$62,543	\$66,706	\$74,747

The Residency Suites
9818 W Little York Rd, Houston, TX 77040

Building Type: **Hospitality**
 Class: -
 RBA: **21,386 SF**
 Typical Floor: **8,192 SF**

Total Available: **0 SF**
 % Leased: **0%**
 Rent/SF/Yr: -



Business Employment by Type	# of Businesses	# Employees	#Emp/Bus
Total Businesses	692	13,698	20
Retail & Wholesale Trade	166	2,766	17
Hospitality & Food Service	29	380	13
Real Estate, Renting, Leasing	32	853	27
Finance & Insurance	38	373	10
Information	20	281	14
Scientific & Technology Services	78	2,019	26
Management of Companies	3	9	3
Health Care & Social Assistance	36	1,571	44
Educational Services	7	527	75
Public Administration & Sales	1	45	45
Arts, Entertainment, Recreation	11	72	7
Utilities & Waste Management	40	342	9
Construction	91	2,349	26
Manufacturing	83	1,863	22
Agriculture, Mining, Fishing	0	0	0
Other Services	57	248	4

Consumer Spending Report

The Residency Suites

9818 W Little York Rd, Houston, TX 77040

Building Type: **Hospitality**

Class: -

RBA: **21,386 SF**

Typical Floor: **8,192 SF**

Total Available: **0 SF**

% Leased: **0%**

Rent/SF/Yr: -



2025 Annual Spending (\$000s)	1 Mile	5 Mile	10 Mile
Total Specified Consumer Spending	\$40,662	\$2,903,454	\$15,454,418
Total Apparel	\$2,476	\$168,481	\$864,429
Women's Apparel	894	62,655	326,651
Men's Apparel	479	33,772	174,249
Girl's Apparel	201	12,817	64,947
Boy's Apparel	152	9,556	47,782
Infant Apparel	144	8,727	43,961
Footwear	606	40,956	206,838
Total Entertainment & Hobbies	\$5,677	\$397,606	\$2,176,311
Entertainment	694	51,121	249,047
Audio & Visual Equipment/Service	1,552	98,856	526,340
Reading Materials	37	3,965	24,335
Pets, Toys, & Hobbies	829	60,599	342,526
Personal Items	2,565	183,066	1,034,062
Total Food and Alcohol	\$11,980	\$813,526	\$4,254,688
Food At Home	6,375	434,555	2,200,822
Food Away From Home	4,907	330,138	1,780,744
Alcoholic Beverages	698	48,833	273,123
Total Household	\$5,749	\$444,485	\$2,480,210
House Maintenance & Repair	849	92,748	487,708
Household Equip & Furnishings	2,504	175,329	967,602
Household Operations	1,784	129,470	736,077
Housing Costs	612	46,938	288,823

Consumer Spending Report

The Residency Suites

9818 W Little York Rd, Houston, TX 77040

2025 Annual Spending (000s)	1 Mile	5 Mile	10 Mile
Total Transportation/Maint.	\$11,121	\$788,603	\$4,024,910
Vehicle Purchases	5,448	404,781	1,994,472
Gasoline	3,327	215,324	1,085,050
Vehicle Expenses	116	13,374	85,223
Transportation	857	63,684	383,483
Automotive Repair & Maintenance	1,372	91,441	476,682
Total Health Care	\$1,590	\$126,764	\$682,388
Medical Services	911	71,443	390,716
Prescription Drugs	485	40,302	211,881
Medical Supplies	195	15,019	79,791
Total Education/Day Care	\$2,069	\$163,988	\$971,482
Education	1,337	107,826	629,470
Fees & Admissions	733	56,162	342,012