

# GLEN ESTE WITHAMSVILLE CENTER

## RETAIL FOR LEASE

4476 GLEN ESTE-WITHAMSVILLE ROAD  
CINCINNATI, OH 45245



**LAURI SULLIVAN (STEFANOU)**  
SENIOR VICE PRESIDENT

MOBILE 513.604.1414 | DIRECT 513.842.9504  
LSTEFANOU@EQUITY.NET

**equity** | brokerage

The information contained herein has been obtained from the property owner or other sources that we deem reliable. Although we have no reason to doubt its accuracy, no representation or warranty is made regarding the information, and the property is offered "as is". The submission may be modified or withdrawn at any time by the property owner.

# PROPERTY HIGHLIGHTS



**LAURI SULLIVAN (STEFANO)**  
SENIOR VICE PRESIDENT

MOBILE 513.604.1414 | DIRECT 513.842.9504  
LSTEFANO@EQUITY.NET

## GLEN ESTE WITHAMSVILLE CENTER

4476 GLEN ESTE - WITHAMSVILLE ROAD  
CINCINNATI, OH 45245

- Retail shopping center in the dense Eastgate Trade area,
- 1,371 SF to 2,933 SF contiguous available,
- Join Co-Tenants including El Rancho Grande and The Armed Forces Service Center,
- Close proximity to national traffic drivers including Meijer, Hannoush Jewelers, Chick-fil-A, City BBQ, Panera Bread, and many others.
- Immediate occupancy available

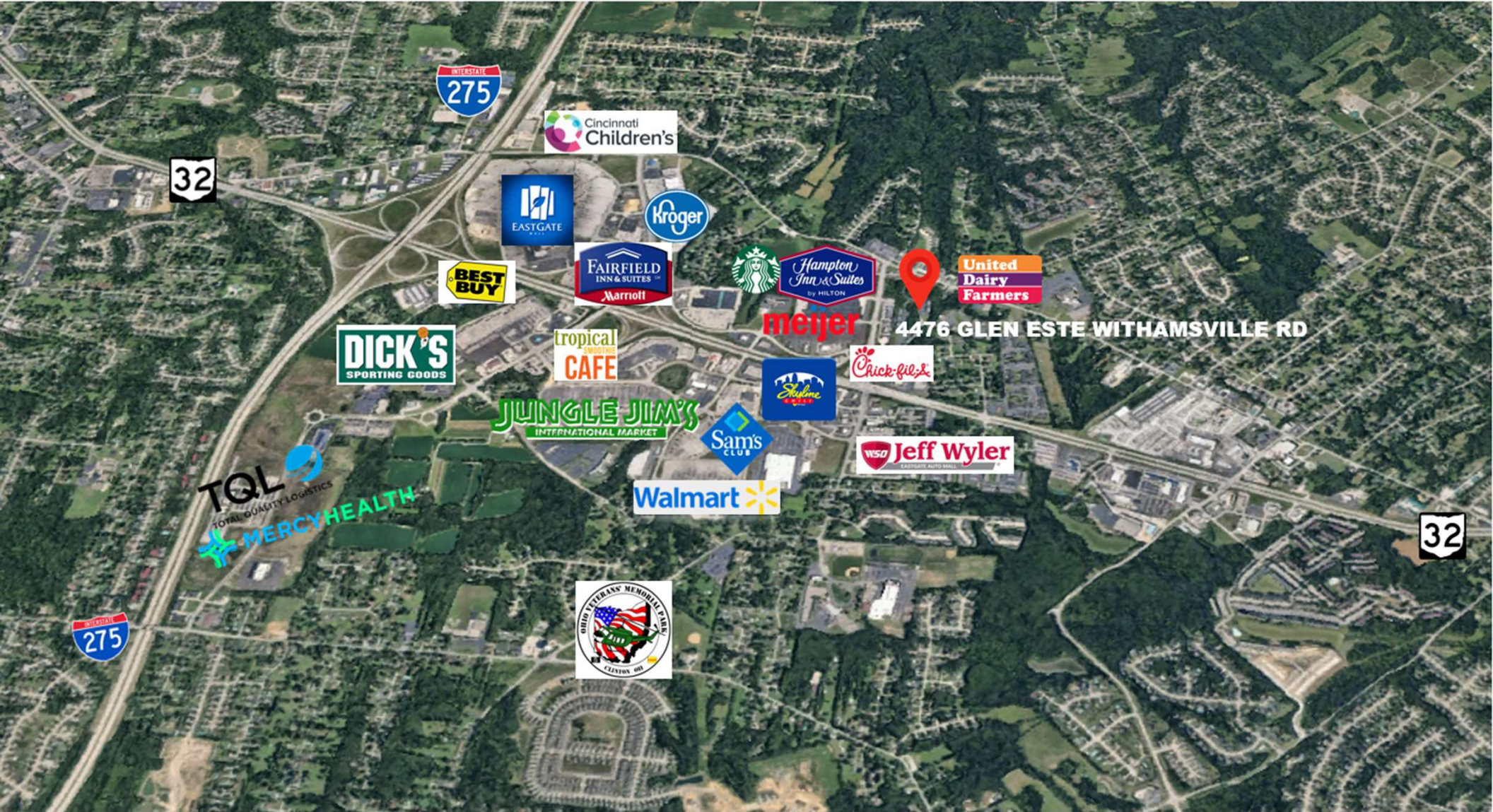
# PROPERTY PHOTOS

GLEN ESTE -  
WITHAMSVILLE CENTER

4476 GLEN ESTE-WITHAMSVILLE ROAD  
CINCINNATI, OH 45245



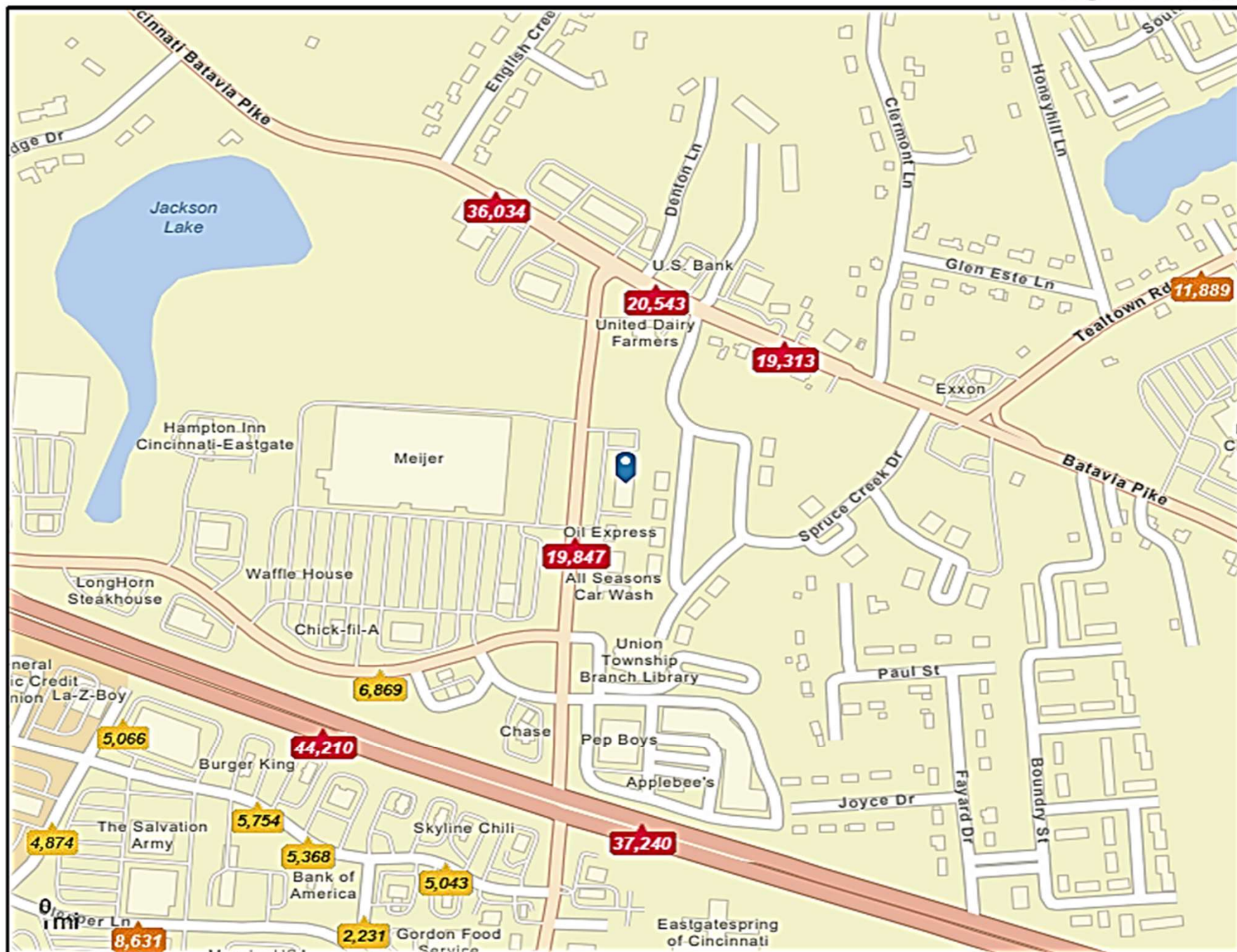
# SITE AERIAL



## Traffic Count Map - Close Up

4476 Glen Este Withamsville Rd, Cincinnati, Ohio, 45245  
 Ring bands: 0-1, 1-3, 3-5 mile radii

Prepared by Esri  
 Latitude: 39.09824  
 Longitude: -84.26223



# 1-MILE RADIUS DEMOS

**6,577**

Population



**2.28**

Average Household Size

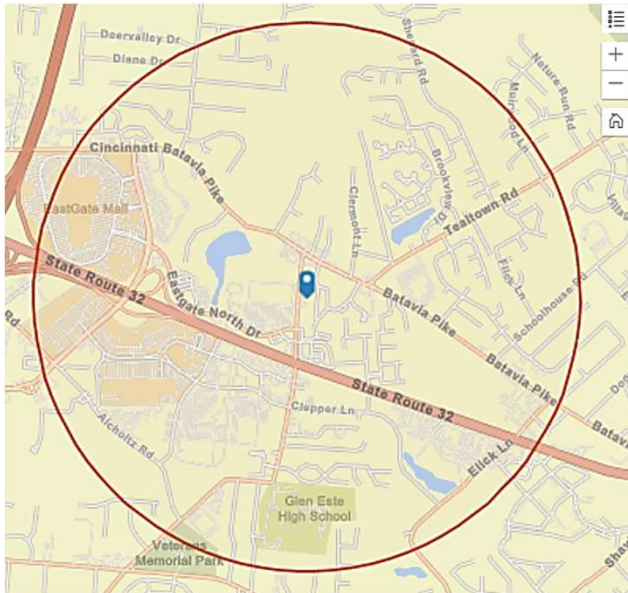


**41.5**

Median Age

**\$71,581**

Median Household Income



## BUSINESS



**434**

Total Businesses



**7,915**

Total Employees

## EDUCATION



**6.3%**

No High School Diploma



**34.2%**

High School Graduate



**33.6%**

Some College



**26%**

Bachelor's/Grad/Prof Degree

## HOUSING STATS



**\$213,934**

Median Home Value



**\$11,915**

Average Spent on Mortgage & Basics



**\$3,387**

Median Contract Rent



**\$91,093**

2023 Average Household Income



**\$36,655**

2023 Per Capita Income

**equity** | brokerage

The information contained herein has been obtained from the property owner or other sources that we deem reliable. Although we have no reason to doubt its accuracy, no representation or warranty is made regarding the information, and the property is offered "as is." The submission may be modified or withdrawn at any time by the property owner.

# 3-MILE RADIUS DEMOS

## KEY FACTS

**44,068**

Population



**2.35**

Average Household Size



**38.0**

Median Age

**\$65,690**

Median Household Income

## BUSINESS



**1,043**

Total Businesses



**12,725**

Total Employees

## EDUCATION



**5.3%**

No High School Diploma



**32.4%**

High School Graduate



**30%**

Some College



**32.3%**

Bachelor's/Grad/Prof Degree

## HOUSING STATS



**\$239,143**

Median Home Value



**\$11,296**

Average Spent on Mortgage & Basics



**\$6,146**

Median Contract Rent



**\$96,258**

2023 Average Household Income

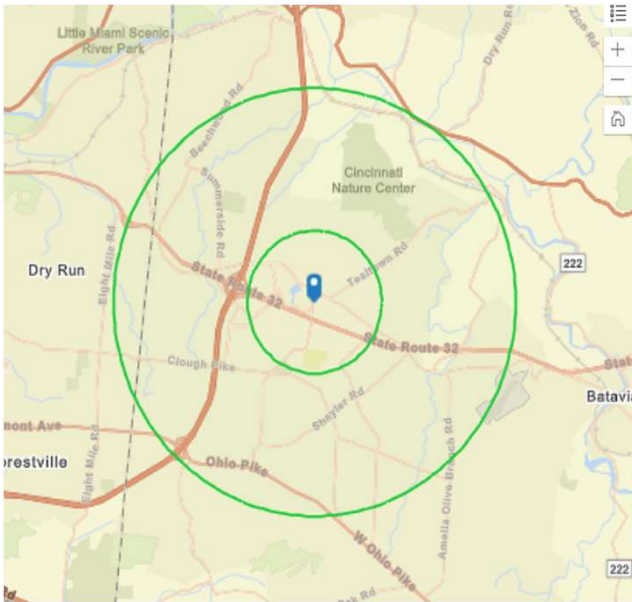


**\$40,703**

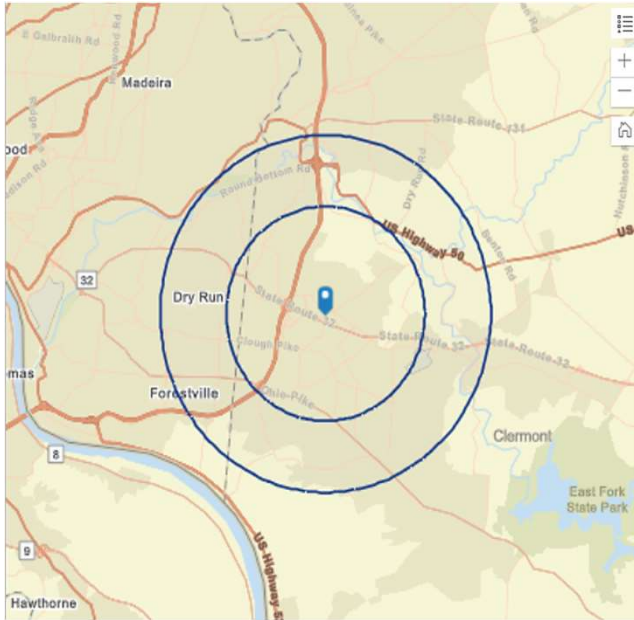
2023 Per Capita Income

**equity** | brokerage

The information contained herein has been obtained from the property owner or other sources that we deem reliable. Although we have no reason to doubt its accuracy, no representation or warranty is made regarding the information, and the property is offered "as is." The submission may be modified or withdrawn at any time by the property owner.



# 5-MILE RADIUS DEMOS



## KEY FACTS

**49,312**

Population



**2.55**

Average Household Size



**41.4**

Median Age

**\$85,071**

Median Household Income

## BUSINESS



**1,872**

Total Businesses



**28,050**

Total Employees

## EDUCATION



**5.7%**

No High School Diploma



**22%**

High School Graduate



**26.2%**

Some College



**46.1%**

Bachelor's/Grad/Prof Degree

## HOUSING STATS



**\$275,521**

Median Home Value



**\$15,755**

Average Spent on Mortgage & Basics



**\$5,891**

Median Contract Rent



**\$84,694**

2023 Average Household Income



**\$37,410**

2023 Per Capita Income

**equity** | brokerage

The information contained herein has been obtained from the property owner or other sources that we deem reliable. Although we have no reason to doubt its accuracy, no representation or warranty is made regarding the information, and the property is offered "as is." The submission may be modified or withdrawn at any time by the property owner.