



Gateway 670

River Ridge Commerce Center
1821 Penny Martin Lane
Charlestown, Indiana



Contents

Location highlights	2
Building specifications	3
Site plan	4
Location	5




Location highlights

Gateway 670 is located in River Ridge Commerce Center, in Charlestown, Indiana.


Location highlights

 State Route 62 frontage

 Access at lighted intersection

 Q1 2026 delivery

 Potential BTS opportunities



Gateway 670
1821 Penny Martin Lane
in Clark County, Indiana

Building specifications

Building name	Gateway 670 - River Ridge Commerce Center
Exterior warehouse walls	Concrete tilt panels with textured paint finish
Floor slab	8" thick, 4,000 PSI concrete slab, reinforced in speed bays, and vapor barrier under office sections
Roof assembly	1-1/2" metal decking factory primed white, R-20 insulation, & 60-mil TPO membrane (20 year NDL warranty)
Building columns spacing	56' x 60' interior bays and 60' speed bays. Painted safety yellow to 12' and grey to decking
Sprinkler	ESFR, with K-25 heads.
Fire alarm	Non-proprietary panel monitoring tamper and flows only
Electrical	277V/480V, 3-phase main panel (2 - 3,000 amp services and 1 house panel)
Heating	Energy Rotation unit-heaters to provide for freeze protection in warehouse
Lighting	LED light fixtures to provide for 30-foot candles based on an open layout; 15' whip
Sustainability	LEED Certified



Building square footage

670,320 SF (+/-)



Office square footage

2,695 SF (speculative)



Acres

41.31 (approximately)



Loading & bay spacing

Cross-dock configuration;
60' bay spacing



Clear height

40' clear height after first bay



Dock doors


Sixty-seven (67) dock doors



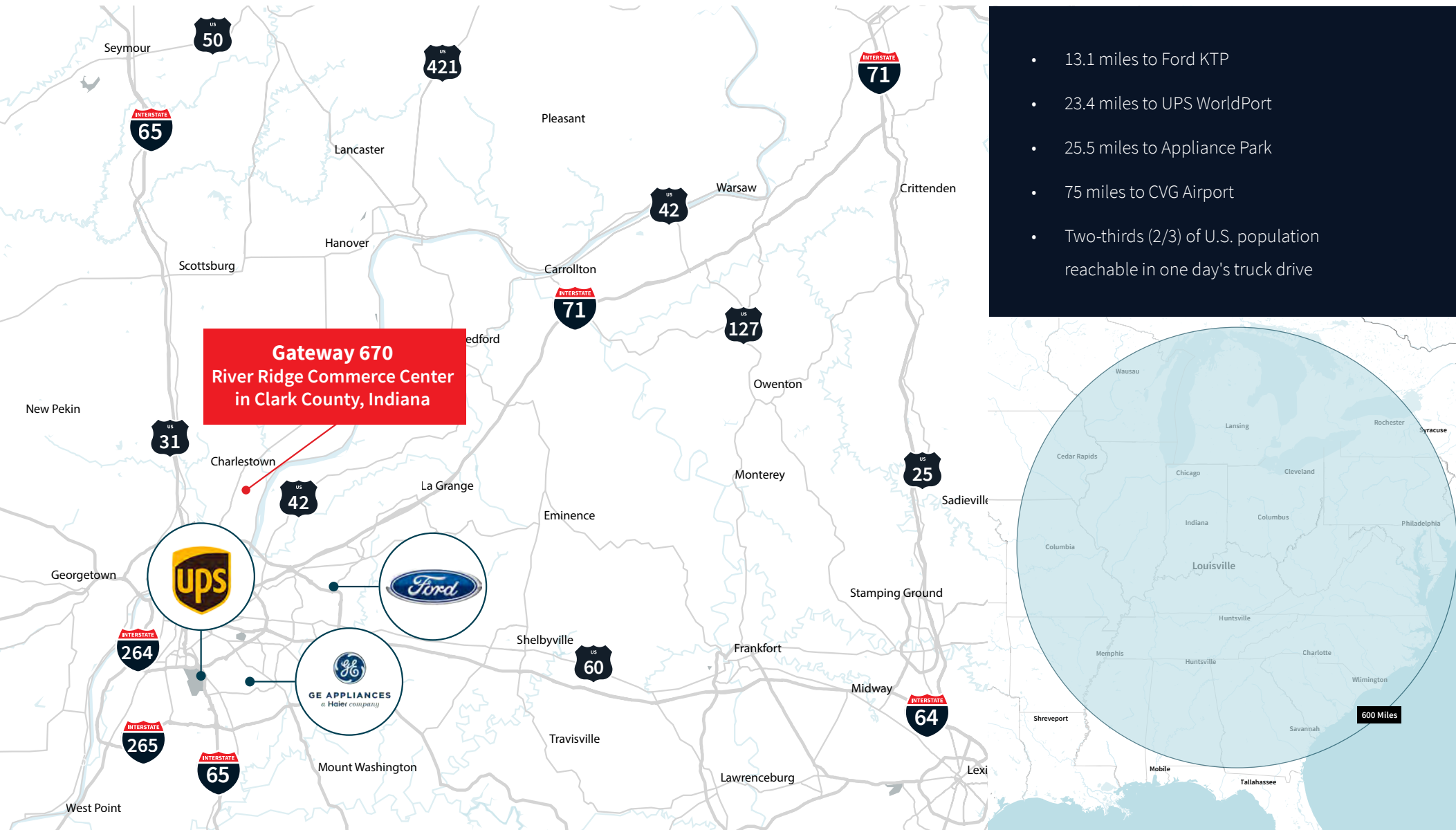
Drive-In doors

Four (4) drive-in doors (12' x 14')

Site plan



Location map



Contact

Matt Hartlage, SIOR, JLL
Senior Managing Director
matt.hartlage@jll.com
+1 502 394 2517

Powell Spears, SIOR, JLL
Senior Managing Director
powell.spears@jll.com
+1 502 394 2509

Brice Harrison, VanTrust
Director, Development
brice.harrison@vantrustre.com
+1 614 745 0610

Although information has been obtained from sources deemed reliable, JLL does not make any guarantees, warranties or representations, express or implied, as to the completeness or accuracy as to the information contained herein. Any projections, opinions, assumptions or estimates used are for example only. There may be differences between projected and actual results, and those differences may be material. JLL does not accept any liability for any loss or damage suffered by any party resulting from reliance on this information. If the recipient of this information has signed a confidentiality agreement with JLL regarding this matter, this information is subject to the terms of that agreement. ©2026 Jones Lang LaSalle Brokerage, Inc. All rights reserved.

