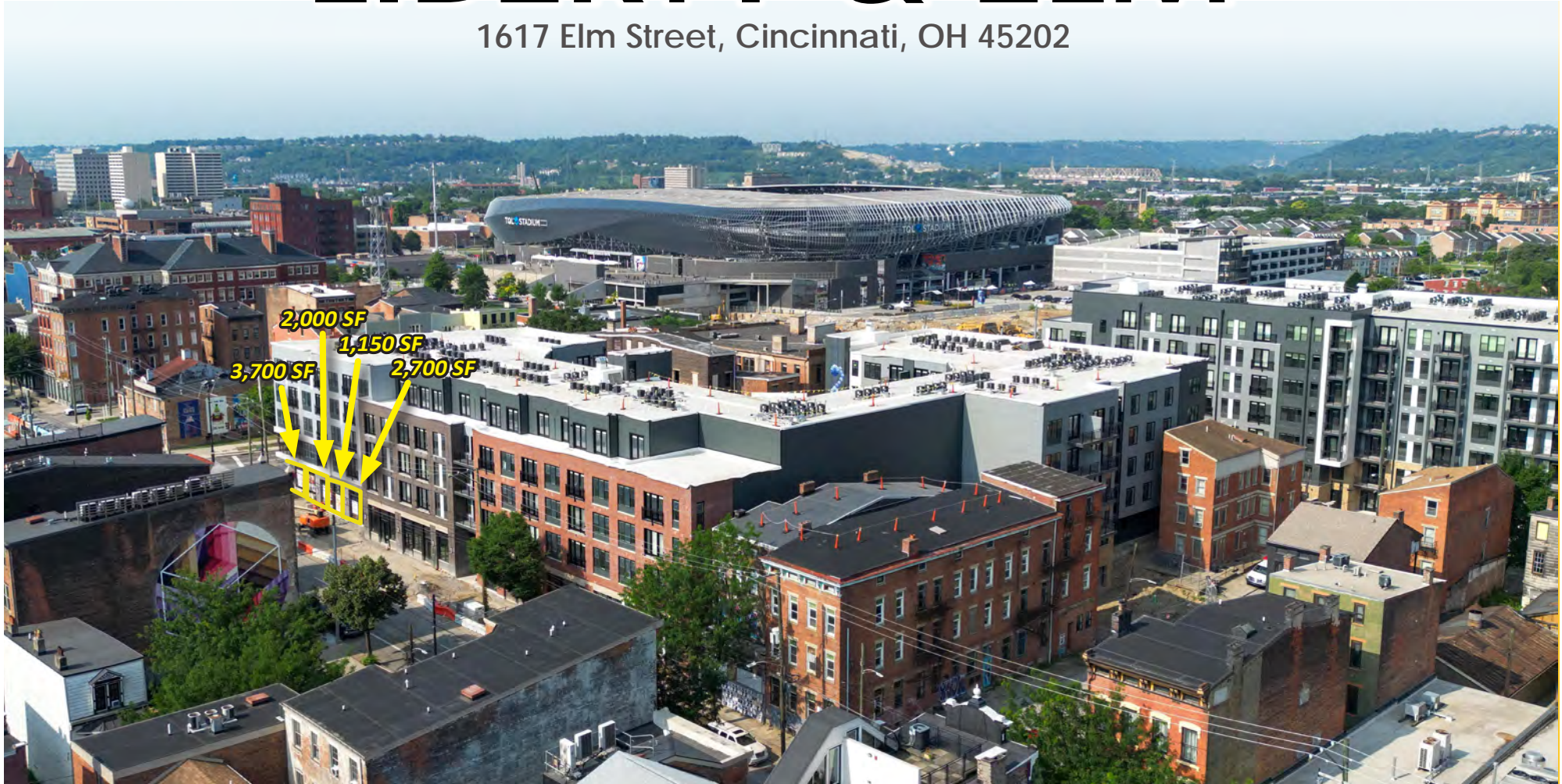


LIBERTY & ELM

1617 Elm Street, Cincinnati, OH 45202



BRAND NEW MIXED-USE DEVELOPMENT

DEVELOPED BY: **BUCKINGHAM** 

Danielle L. Levi
danielle@onsiteretailgroup.com
513.924.5278

Joshua M. Rothstein
josh@onsiteretailgroup.com
513.268.4453

OnSite
Retail Group

LIBERTY & ELM

PROJECT OVERVIEW

- Brand-new mixed use development at the nexus of TQL Stadium, Washington Park, OTR & Findlay Market - One of the top 5 most visited places in Greater Cincinnati
- 278 luxury apartments with high-end amenities
- Prime storefront space featuring patio seating
- Connectivity along Liberty Street, a major two-way artery providing direct access to Downtown Cincinnati
- Thriving urban environment surrounded by shops, bars, offices and residential
- Convenient parking available nearby
- Competitive leasing terms for businesses that complement the residential community
- Developed by Buckingham Properties



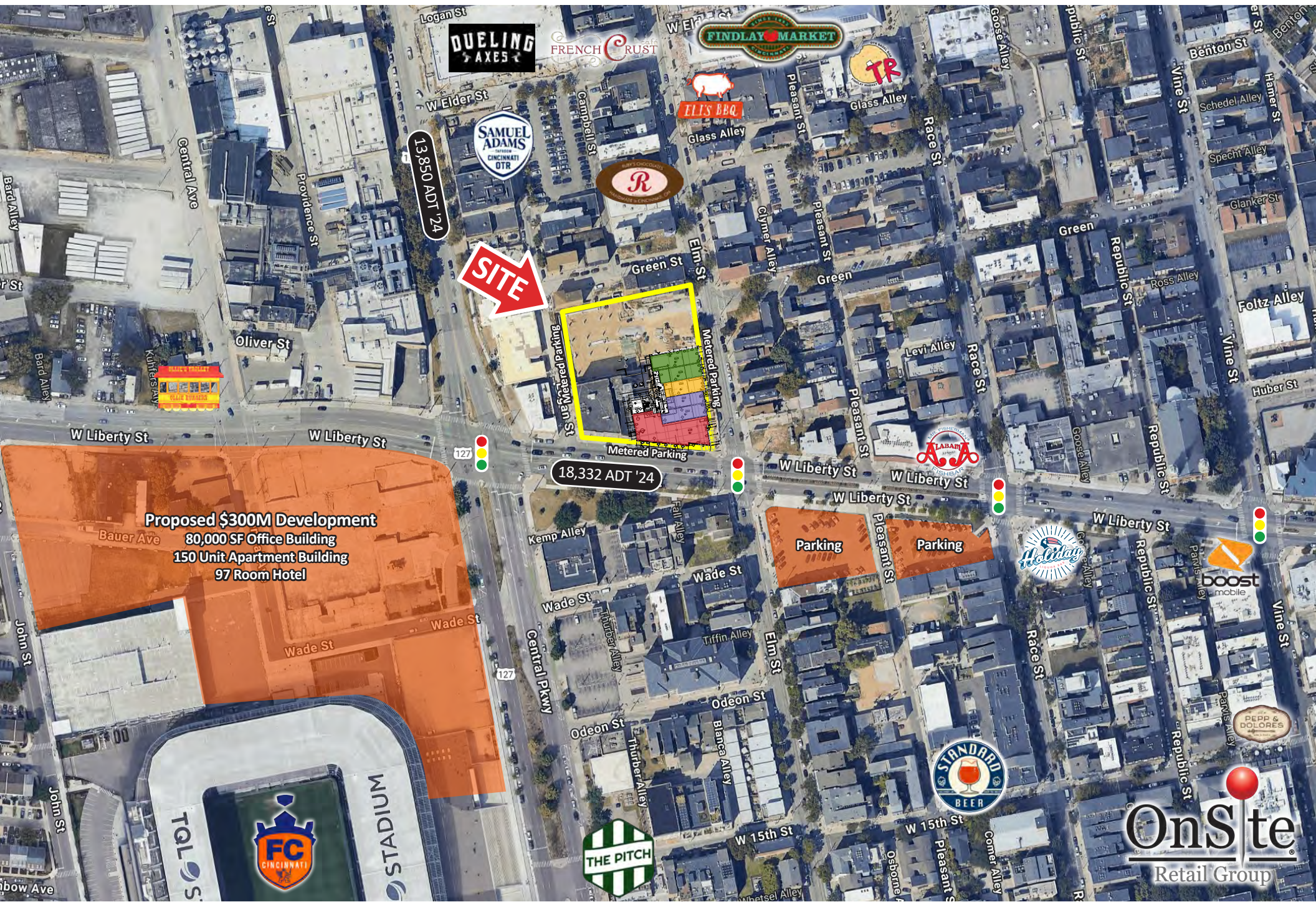
RETAIL & RESTAURANT
OPPORTUNITIES AVAILABLE

OnSite
Retail Group

LIBERTY & ELM



LIBERTY & ELM

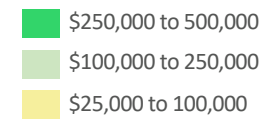


LIBERTY & ELM



LIBERTY & ELM

AVERAGE HH INCOME



LIBERTY & ELM



LIBERTY & ELM

DEMOGRAPHIC OVERVIEW

POPULATION

	1 mi. radius	3 mi. radius	5 mi. radius
2024 Estimated Population	31,362	154,710	334,338
2029 Projected Population	33,580	160,614	340,260
2020 Census Population	26,376	62,855	138,861
Projected Annual Growth 2024 to 2029	1.4%	0.8%	0.4%
Historic Annual Growth 2024 to 2029	1.3%	0.8%	0.6%

HOUSEHOLDS

2024 Estimated Households	15,498	71,206	149,750
2029 Projected Households	16,840	74,676	153,186
2020 Census Households	12,698	62,855	138,861
2010 Census Households	11,936	60,464	133,746
Projected Annual Growth 2024 to 2029	1.7%	1.0%	0.5%

INCOME

2024 Estimated Average Household Income	94,739	87,080	93,127
2024 Estimated Median Household Income	61,570	57,847	63,803
2024 Estimated Per Capita Income	47,224	40,586	42,048

EDUCATION

2024 Estimated Elementary (Grade Level 0 to 8)			
2024 Estimated Some High School (Grade Level 9 to 11)	2.0%	3.1%	3.1%
2024 Estimated High School Graduate	6.4%	7.0%	6.3%
2024 Estimated Some College	16.4%	16.7%	16.8%
2024 Estimated Associates Degree Only	4.9%	6.3%	7.2%
2024 Estimated Bachelor's Degree Only	31.6%	25.1%	4.0%