

Southland Village

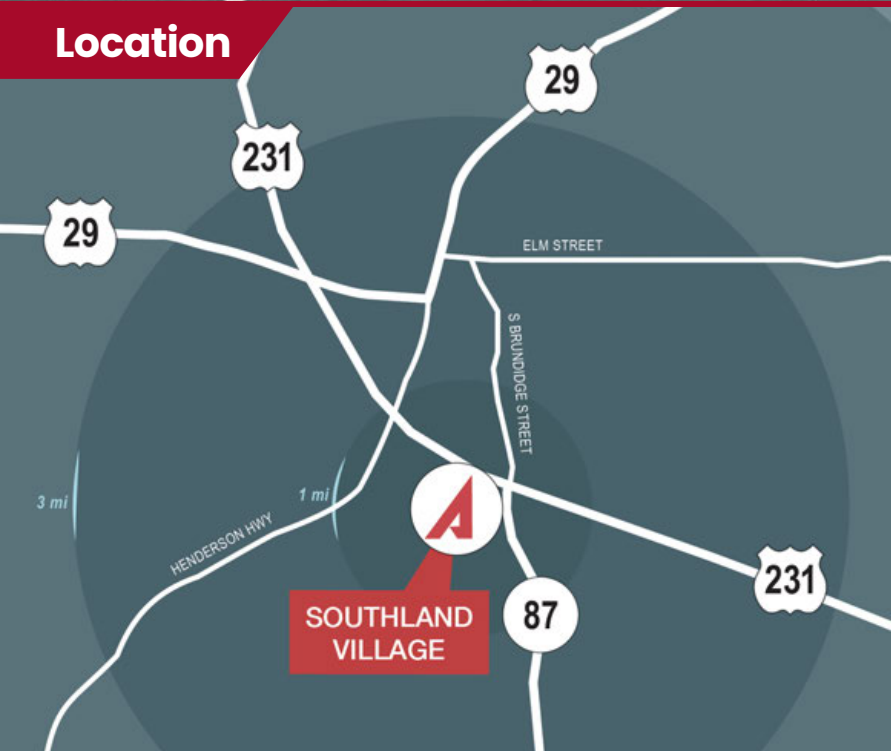
111 Southland Village, Troy, AL 36079

9,800 Sq Ft

Retail Space – For Lease



Location



Property Highlights

- Strong Tenant Mix with
- National and Regional Tenants
- Located at Major Intersection with Two Entrances
- Long Term Renewals
- Located in Troy, AL, Home to Troy University
- Traffic Count: 34,503 Hwy 231
- Quick Access to I-20
- Call for Pricing

NAI Chase Commercial

Commercial Real Estate Services, Worldwide.

3100 Lorna Road, Suite 100, Birmingham, AL, 35216
www.chasecommercial.com

Vanessa Morris

morrisv@chasecommercial.com

C 205 447-1728

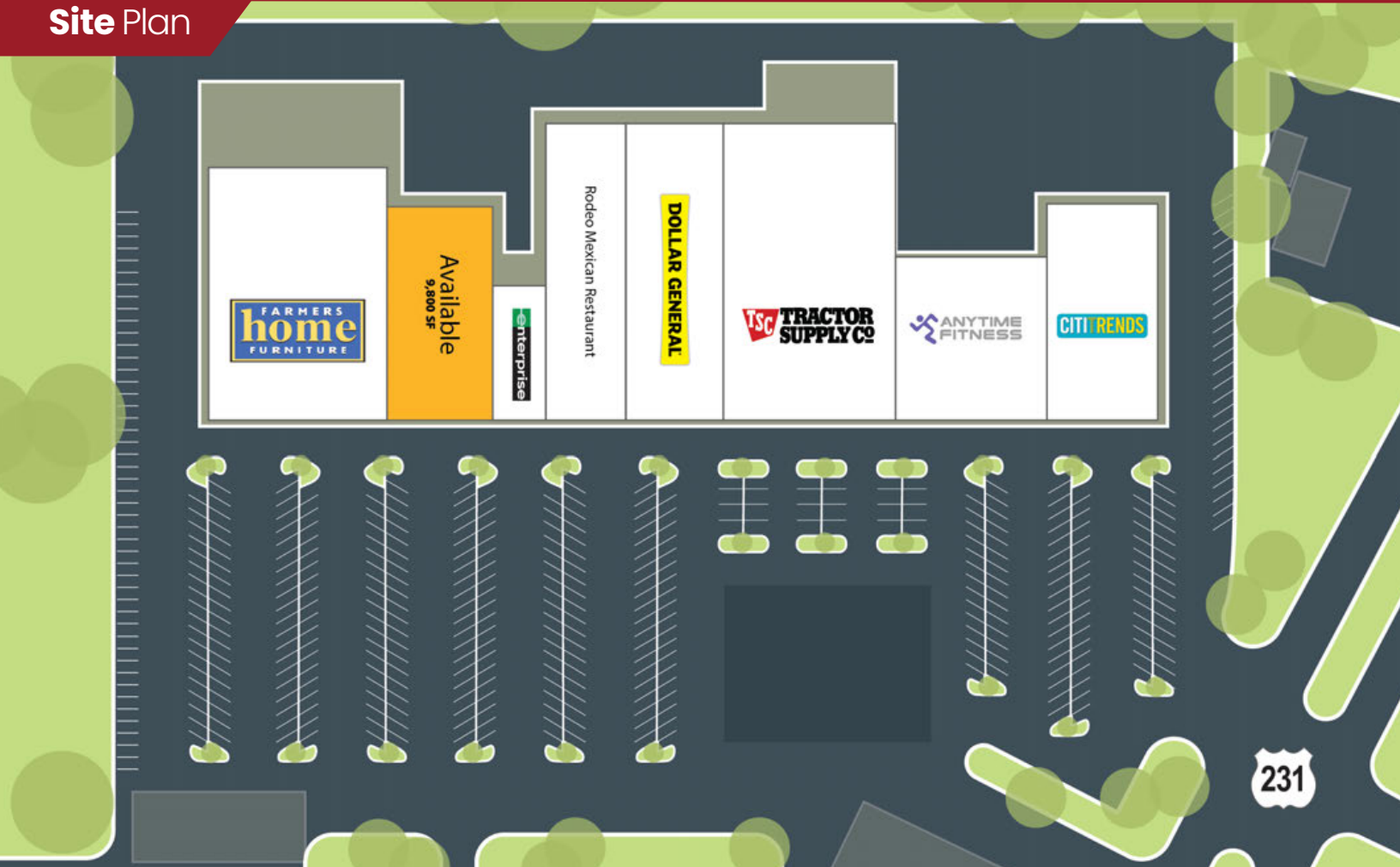
Southland Village

111 Southland Village, Troy, AL 36079

9,800 Sq Ft

Retail Space - For Lease

Site Plan



Property Description

Southland Village Shopping Center is a 104,496 SF center located in Troy, Alabama the home of Troy University. Troy is a regional shopping hub for South Central Alabama. The center has a strong tenant mix with national credit occupants.

Location Description

Southland Village Shopping Center is located in Troy, Alabama on the corner of Hwy. 231 and Elba Hwy, on the West side of the main retail corridor.

NAI Chase Commercial

Commercial Real Estate Services, Worldwide.

3100 Lorna Road, Suite 100, Birmingham, AL 35216

www.chasecommercial.com



INDIVIDUAL MEMBERSHIPS

NO WARRANTY OR REPRESENTATION, EXPRESS OR IMPLIED, IS MADE AS TO THE ACCURACY OF THE INFORMATION CONTAINED HEREIN, AND THE SAME IS SUBMITTED SUBJECT TO ERRORS, OMISSIONS, CHANGE OF PRICE, RENTAL OR OTHER CONDITIONS, PRIOR SALE, LEASE OR FINANCING, OR WITHDRAWAL WITHOUT NOTICE, AND OF ANY SPECIAL LISTING CONDITIONS IMPOSED BY OUR PRINCIPAL. NO WARRANTIES OR REPRESENTATIONS ARE PROPERTY OR HAZARDS CONTAINED THEREIN.

Southland Village

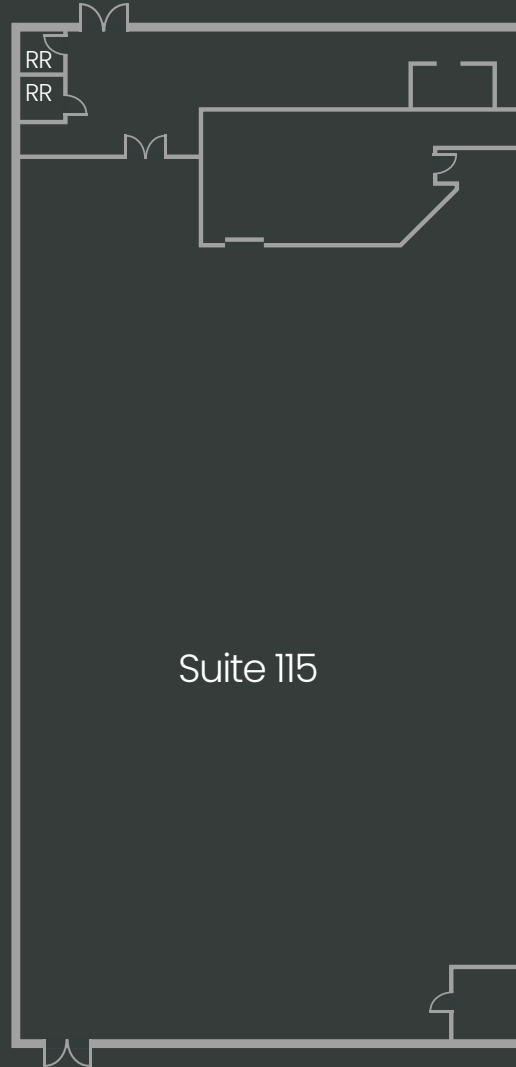
111 Southland Village, Troy, AL 36079

9,800 **Sq Ft**

Retail Space - For Lease

Floor Plan

Suite 115:
9,800 Sq Ft



More Information



For more information and to see other available properties, check out this listing at chasecommercial.com or scan the QR code on your mobile device.

Area Demographics

	Daytime Population	Total Population	Average HH Income
1 Mile	3,883	4,040	\$79,227
3 Miles	10,636	16,417	\$74,250
5 Miles	11,621	20,175	\$76,543

NAI Chase Commercial

Commercial Real Estate Services, Worldwide.

3100 Lorna Road, Suite 100, Birmingham, AL 35216
www.chasecommercial.com



INDIVIDUAL MEMBERSHIPS

NO WARRANTY OR REPRESENTATION, EXPRESS OR IMPLIED, IS MADE AS TO THE ACCURACY OF THE INFORMATION CONTAINED HEREIN, AND THE SAME IS SUBMITTED SUBJECT TO ERRORS, OMISSIONS, CHANGE OF PRICE, RENTAL OR OTHER CONDITIONS, PRIOR SALE, LEASE OR FINANCING, OR WITHDRAWAL WITHOUT NOTICE, AND OF ANY SPECIAL LISTING CONDITIONS IMPOSED BY OUR PRINCIPAL. NO WARRANTIES OR REPRESENTATIONS ARE PROPERTY OR HAZARDS CONTAINED THEREIN.

Southland Village

111 Southland Village, Troy, AL 36079

9,800 Sq Ft

Retail Space – For Lease

Area Amenities



NAI Chase Commercial

Commercial Real Estate Services, Worldwide.

3100 Lorna Road, Suite 100, Birmingham, AL 35216

www.chasecommercial.com



INDIVIDUAL MEMBERSHIPS

NO WARRANTY OR REPRESENTATION, EXPRESS OR IMPLIED, IS MADE AS TO THE ACCURACY OF THE INFORMATION CONTAINED HEREIN, AND THE SAME IS SUBMITTED SUBJECT TO ERRORS, OMISSIONS, CHANGE OF PRICE, RENTAL OR OTHER CONDITIONS, PRIOR SALE, LEASE OR FINANCING, OR WITHDRAWAL WITHOUT NOTICE, AND OF ANY SPECIAL LISTING CONDITIONS IMPOSED BY OUR PRINCIPAL. NO WARRANTIES OR REPRESENTATIONS ARE PROPERTY OR HAZARDS CONTAINED THEREIN.