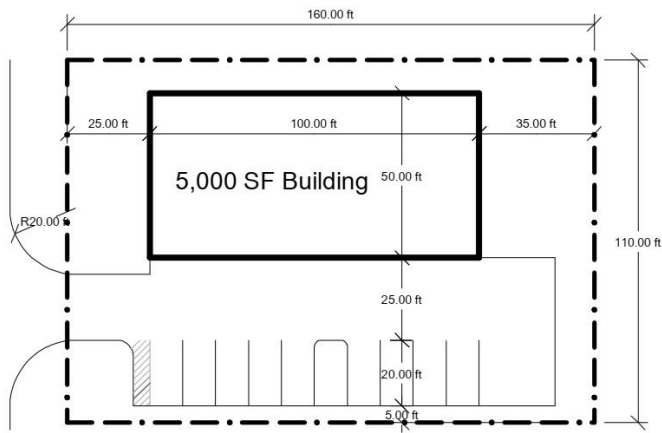




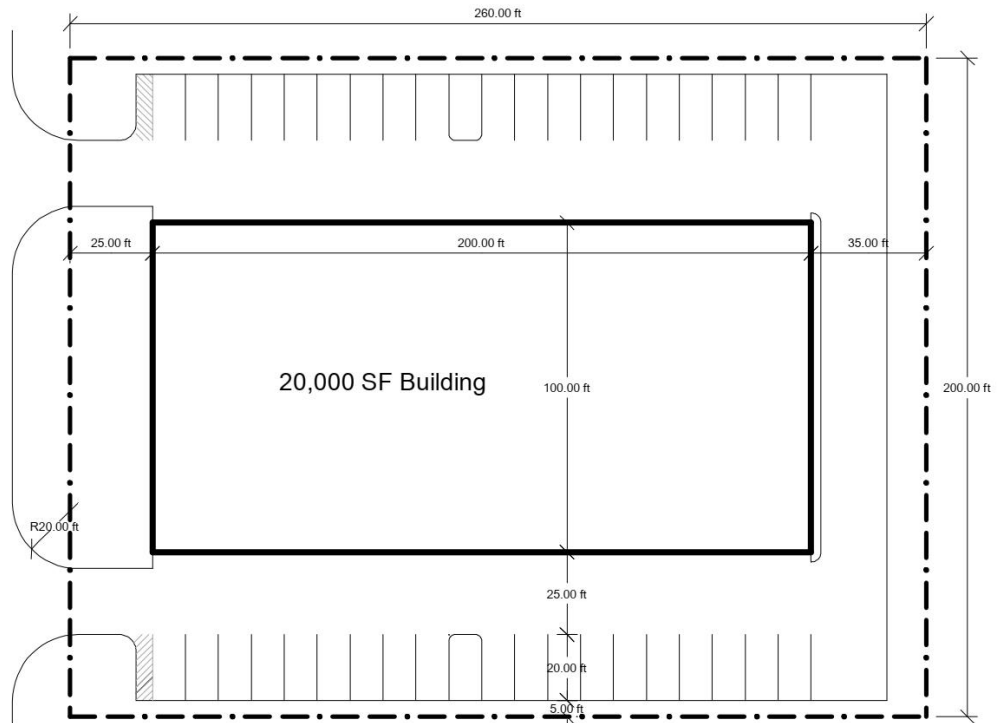
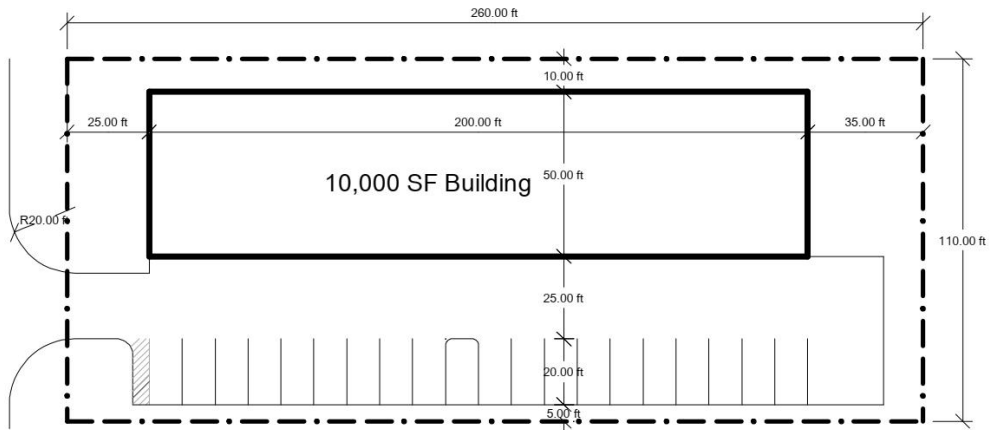
SITE PLAN



SITE PLAN IS FOR ILLUSTRATION PURPOSES ONLY AND IS SUBJECT TO CHANGE / DIMENSIONS ARE APPROXIMATE



PROTOTYPE BUILDING PLANS





STANDARD FEATURES

(PROTOTYPE BUILDING PLAN)

PLANNING

- NO CDD - COMMUNITY DEVELOPMENT DISTRICT FEES
- UNDERGROUND ELECTRIC, TELEPHONE AND CABLE T.V. FROM STREET TO BUILDINGS
- MUNICIPAL WATER AND SEWERS
- PAVED PUBLIC STREETS
- MASTER OFFSITE DRAINAGE FOR EACH LOT
- STREET LIGHTS
- PROPERTY OWNERS ASSOCIATION TO PRESERVE PROPERTY VALUES

QUALITY CONSTRUCTION FEATURES

- STEEL REINFORCED FOUNDATIONS
- 3,500 PSI CONCRETE IN FOUNDATIONS
- SOIL TERMITE TREATMENT
- CMU BLOCK WALLS TO 8' IN HEIGHT
- STUCCO FINISH ON EXTERIOR CMU BLOCK WALLS
- ENGINEERED METAL BUILDING ABOVE 8'
- 20' HIGH EYE HEIGHTS
- 14' HIGH OVERHEAD DOORS PER PLAN
- MAN ACCESS DOORS PER PLAN

EXTERIOR HIGHLIGHTS

- ASPHALT PARKING LOT
- DRAINAGE TO OFFSITE RETENTION
- LED EXTERIOR LIGHTING FIXTURES
- EXTERIOR HOSE BIBS (1)
- FULL LANDSCAPING AND SOD
- AUTOMATIC IRRIGATION SYSTEM

INTERIOR FEATURES

- ONE ADA BATHROOM INCLUDED
- CLEAR SPAN – COLUMN FREE METAL FRAMING IDEAL FOR FLEXIBLE LAYOUT
- HIGH INTERIOR VOLUME IDEAL FOR STORAGE, MANUFACTURING, WAREHOUSING, OFFICE SPACE, ETC.
- OVERHEAD HIGH BAY CEILING LIGHTS THROUGHOUT INTERIOR SPACE
- METAL BUILDING FULLY INSULATED
- OPEN INTERIOR SPACE READY FOR INTERIOR BUILD OUT
- EASILY DIVIDED INTO SEPARATED USES
- \$3 SF INTERIOR BUILD OUT ALLOWANCE

ELECTRICAL

- 200 AMP SERVICE PANEL INCLUDED
- SINGLE PHASE ELECTRIC INCLUDED
- 3 PHASE ELECTRIC AVAILABLE
- MCB PANEL LOCATED INSIDE BUILDING
- LED HIGH BAY INTERIOR FIXTURES WITH OCCUPANCY SENSORS PER PLAN
- EXIT / EMERGENCY LIGHTS PER PLAN

NEED A SPECIFIC BUILDING DESIGN?

FROM CONCEPT DEVELOPMENT, ARCHITECTURAL & SITE PLANNING, QUALITY CONSTRUCTION TO FINAL TURN KEY BUILDING.

LET US QUOTE YOUR CUSTOM DESIGN BUILD PROJECT.

Standard features are subject to change without notice

5/11/20



LOT AND BUILDING PRICE SHEET

LOT #	BUILDING SIZE	LOT PRICE	BUILDING PRICE	TOTAL PRICE	STATUS
1	10,000 SF	\$ 449,500	\$917,000	\$1,366,500	
2	10,000 SF	\$ 261,500	\$917,000	\$1,178,500	CONTRACT
3	10,000 SF	\$ 269,500	\$917,000	\$1,186,500	CONTRACT
4	10,000 SF	\$ 269,500	\$917,000	\$1,186,500	CONTRACT
5	10,000 SF	\$ 269,500	\$917,000	\$1,186,500	CONTRACT
6	10,000 SF	\$ 269,500	\$917,000	\$1,186,500	
7	10,000 SF	\$ 269,500	\$917,000	\$1,186,500	
8	10,000 SF	\$ 269,500	\$917,000	\$1,186,500	
9	10,000 SF	\$ 269,500	\$917,000	\$1,186,500	
10	10,000 SF	\$ 314,500	\$917,000	\$1,231,500	CONTRACT
11	5,000 SF	\$ 387,500	\$590,000	\$977,500	
12	5,000 SF	\$ 169,500	\$590,000	\$759,500	
13	5,000 SF	\$ 169,500	\$590,000	\$759,500	
14	5,000 SF	\$ 169,500	\$590,000	\$759,500	PENDING
15	5,000 SF	\$ 169,500	\$590,000	\$759,500	PENDING
16	5,000 SF	\$ 169,500	\$590,000	\$759,500	
17	10,000 SF	\$ 437,500	\$917,000	\$1,354,500	
18	10,000 SF	\$ 269,500	\$917,000	\$1,186,500	
19	10,000 SF	\$ 269,500	\$917,000	\$1,186,500	
20	10,000 SF	\$ 269,500	\$917,000	\$1,186,500	
21	10,000 SF	\$ 269,500	\$917,000	\$1,186,500	SOLD
22	10,000 SF	\$ 269,500	\$917,000	\$1,186,500	SOLD
23	10,000 SF	\$ 269,500	\$917,000	\$1,186,500	SOLD
24	10,000 SF	\$ 439,500	\$917,000	\$1,356,500	SOLD

BUILDING PRICING FOR PROTOTYPE BUILDING PLAN (SEE INCLUDED SPECIFICATIONS) - 3/19/21

PRICING AND SPECIFICATIONS SUBJECT TO CHANGE WITHOUT NOTICE

SITE PLAN IS FOR ILLUSTRATION PURPOSES ONLY AND IS SUBJECT TO CHANGE / DIMENSIONS ARE APPROXIMATE