

North Point
1 E Uwchlan Ave, Exton, PA

For Lease



Jessi Ayoub, CCIM

484.459.0557

jayoub@liebermanearley.com

Phil Earley, CCIM

610.348.3343

philearley@liebermanearley.com

JoAnn West

610.324.1227

jwest@liebermanearley.com

www.liebermanearley.com | 610-688-4300

LIEBERMAN EARLEY & COMPANY

The Meadows - 485 Devon Park Drive, Suite 110, Wayne, PA 19087

1 East Uwchlan Ave.
Exton, PA

TABLE OF CONTENTS:

Executive Summary	3
Building Highlights	4
Tenant Amenities	5
Location Site Map	6
Interior Photos	7



Disclaimer

Information contained herein has been obtained from the owner of the property or from sources deemed reliable. We have no reason to doubt its accuracy but make no warranty or representation. All information is submitted subject to errors, omissions, change, withdrawal without notice and any special listing conditions of the owner.

LIEBERMAN EARLEY & COMPANY

The Meadows - 485 Devon Park Drive, Suite 110, Wayne, PA 19087
www.liebermanearley.com | 610-688-4300

EXECUTIVE SUMMARY



PROPERTY OVERVIEW:

- Flexible lease terms
- Multiple floor plan options
- Located in a prime location in Exton
- Populous area in Chester County
- Suites starting at 1,400 +/- SF and up to 21,000 SF of contiguous space
- Spaces offer flexible floor plans for businesses of all sizes and needs




PRIME LOCATION:

- Located at the intersection of PA Routes 100 & 113.
- Less than 1 mile to PA Turnpike
- Minutes from Routes 30, 202, 401
- Exceptional regional access for employees and clients



BUILDING HIGHLIGHTS:

MAX CONTIGIOUS SPACE:	Up to +21,000 SF of contiguous space with private stairwell and lobby.
APPROXIMATE SUITE SIZES (RSF):	1,500 2,500 5,000 10,000 21,000
MODERN FEATURES:	Fully renovated common areas and lobbies and Class A finishes
DOORS AND WINDOWS:	Glass doors and window-line creates abundant natural light
SECURITY:	Secure building access with after-hours keypad entry

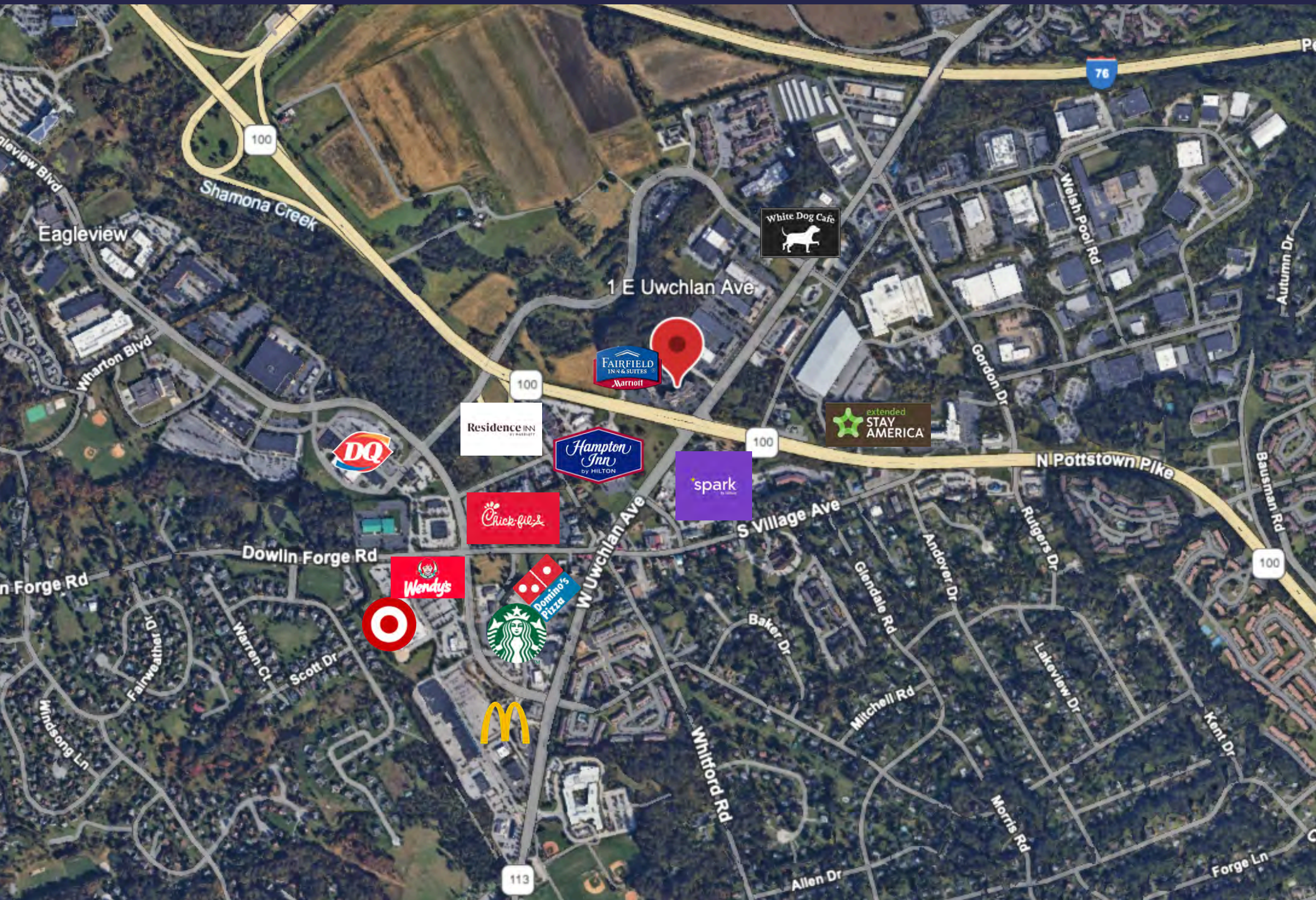


TENANT AMENITIES


FOOD AND DRINK:	24/7 Grab & Go Food Service in refreshed lobby
PARKING:	Ample free surface parking 4/1000 parking ratio EV charging station
PROFESSIONAL MANAGEMENT:	On-site professional property management company available for immediate support
NEARBY AMENITIES:	Hotels, restaurants and shopping are located nearby



LOCATION SITE MAP



INTERIOR PHOTOS



CONTACT US:

LIEBERMAN EARLEY & COMPANY

The Meadows - 485 Devon Park Drive, Suite 110, Wayne, PA 19087
www.liebermanearley.com | 610-688-4300



Jessi Ayoub, CCIM

484.459.0557

jayoub@liebermanearley.com

Phil Earley, CCIM

610.225.0900

philearley@liebermanearley.com

JoAnn West

610.225.0913

jwest@liebermanearley.com