



195 SPAGNOLI ROAD • MELVILLE, NY

[www.midislandlogisticscenter.com](http://www.midislandlogisticscenter.com)

BUILT TO SUIT OPPORTUNITY | DIVISIONS AVAILABLE







195 SPAGNOLI ROAD • MELVILLE, NY

[www.midislandlogisticscenter.com](http://www.midislandlogisticscenter.com)

## BUILDING A

BUILDING SQUARE FEET ±138,005 SF

WAREHOUSE SQUARE FEET ±131,182 SF

OFFICE SQUARE FEET ±6,904 SF

CEILING CLEAR HEIGHT 36' Clear

LOADING DOCKS 50 (9' x 10')

DRIVE-INS 2 (12' x 14')

ELECTRICAL 2,500 amp, 277/480 Volt

COLUMN SPACING 52' x 53' (53' x 60' At Speed Bays)

LIGHTING LED

FIRE PROTECTION ESFR

## BUILDING B

BUILDING SQUARE FEET ±219,125 SF

WAREHOUSE SQUARE FEET ±206,957 SF

OFFICE SQUARE FEET ±10,956 SF

CEILING CLEAR HEIGHT 36' Clear

LOADING DOCKS 55 (9' x 10')

DRIVE-INS 2 (12' x 14')

ELECTRICAL 3,000 amp, 277/480 Volt

COLUMN SPACING 52' x 55' (52' x 60' At Speed Bays)

LIGHTING LED

FIRE PROTECTION ESFR

## ADDITIONAL HIGHLIGHTS

- Built To Suit Proposals
- Divisions Available
- Car Parking - 375 Stalls
- Trailer Parking - 92 Truck Stalls
- Connected To Sewer
- Potential To Install Additional Power





## SITE PLAN

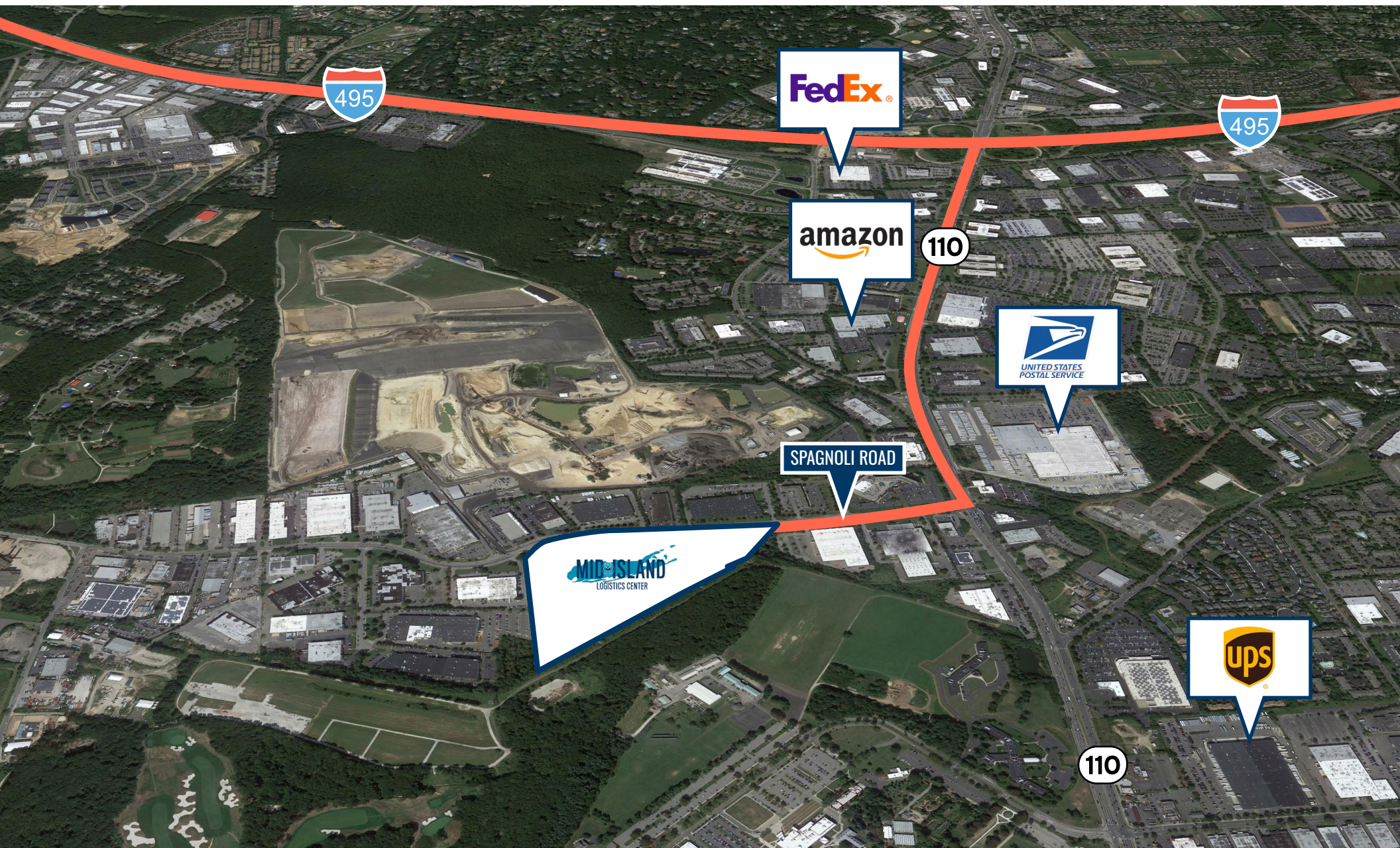






195 SPAGNOLI ROAD • MELVILLE, NY

[www.midislandlogisticscenter.com](http://www.midislandlogisticscenter.com)







195 SPAGNOLI ROAD • MELVILLE, NY

[www.midislandlogisticscenter.com](http://www.midislandlogisticscenter.com)

## WHY MID-ISLAND LOGISTICS CENTER?

### BETTER THAN THE BOROUGHES

Modern Space at a Lower Cost

### NASSAU COUNTY LOCATION SUFFOLK COUNTY INCENTIVES

Average close to 50% less unabated in Real Estate Taxes



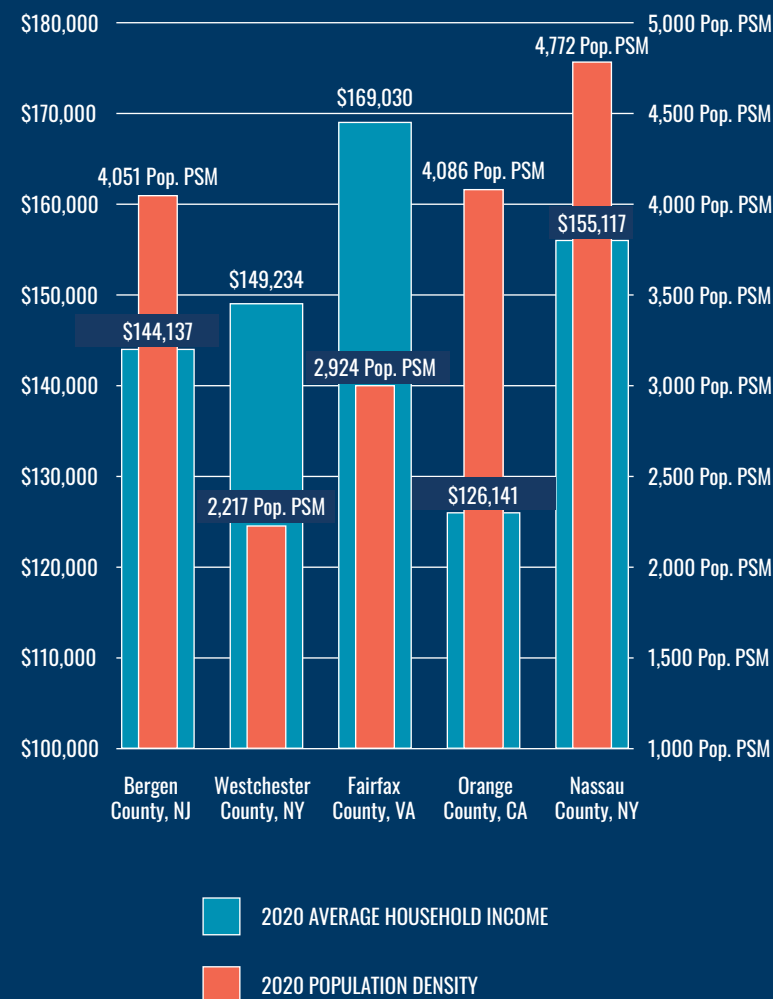
### NEARBY OCCUPIERS

Amazon, FedEx, UPS, and USPS Within Minutes

### POPULATION DENSITY + AFFLUENCE

4,772 consumers PSM + \$155,117 AHHI within a 30-minute drive

## POPULATION DENSITY & AVERAGE HOUSEHOLD INCOME BY COUNTY



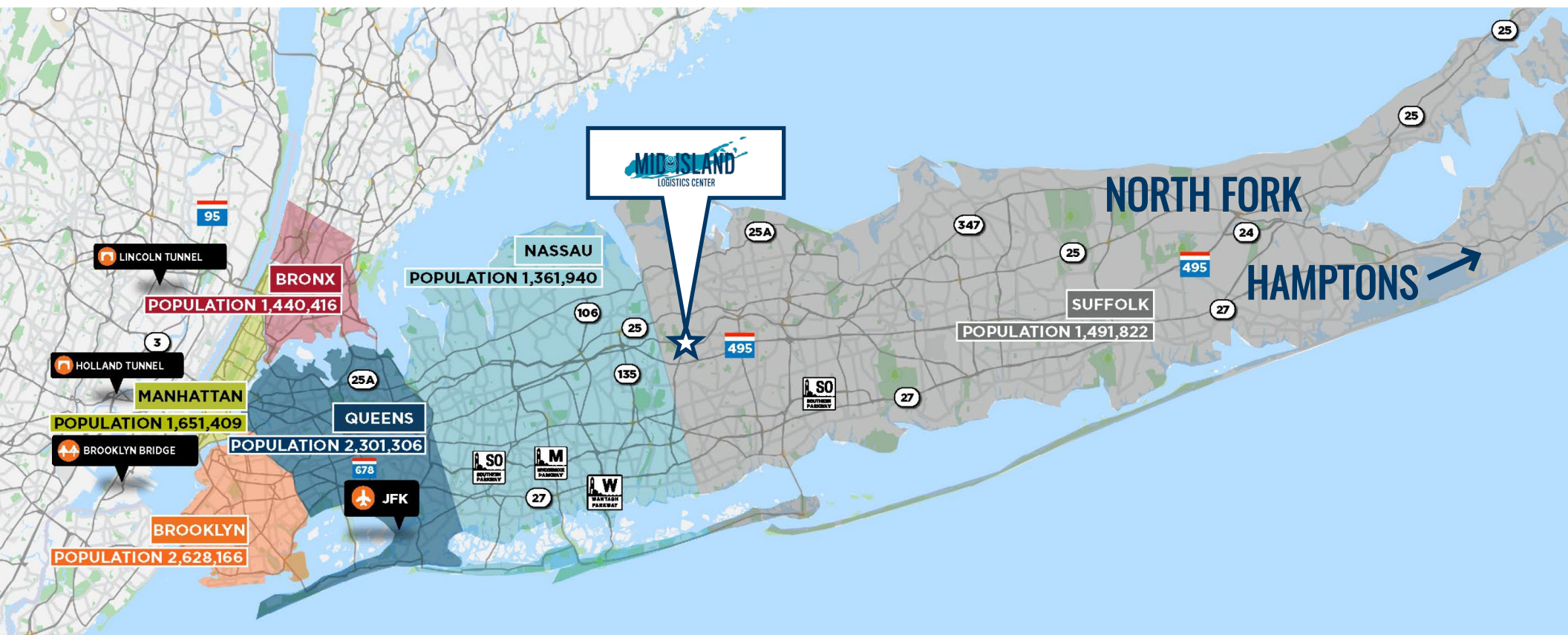
## THE STAT LINE

- 7.8 Million Consumers - Includes Long Island, Brooklyn, and Queens
- Consumer Population greater than 37 of the 50 U.S. states
- Only 31 SF of Industrial Space on Long Island per consumer vs. 83 SF in Northern New Jersey



195 SPAGNOLI ROAD • MELVILLE, NY

[www.midislandlogisticscenter.com](http://www.midislandlogisticscenter.com)



QUEENS | 23 miles



BROOKLYN | 33 miles



MANHATTAN | 36 miles





195 SPAGNOLI ROAD • MELVILLE, NY

[www.midislandlogisticscenter.com](http://www.midislandlogisticscenter.com)

FOR LEASING INFORMATION, PLEASE CONTACT:



Frank Frizalone

(t) +1 631 425 1242

[frank.frizalone@cushwake.com](mailto:frank.frizalone@cushwake.com)



Nick Gallipoli

(t) +1 631 425 1217

[nicholas.gallipoli@cushwake.com](mailto:nicholas.gallipoli@cushwake.com)



Thomas Deluca

(t) +1 631 425 1237

[thomas.deluca@cushwake.com](mailto:thomas.deluca@cushwake.com)



Jason Goldman

(t) +1 201 280 5360

[jason.goldman@kbcadvisors.com](mailto:jason.goldman@kbcadvisors.com)



Mike Kimmel

(t) +1 410 241 1815

[michael.kimmel@kbcadvisors.com](mailto:michael.kimmel@kbcadvisors.com)



KBCADVISORS

Cushman & Wakefield Copyright 2021. NO WARRANTY OR REPRESENTATION, EXPRESS OR IMPLIED, IS MADE TO THE ACCURACY OR COMPLETENESS OF THE INFORMATION CONTAINED HEREIN, AND SAME IS SUBMITTED SUBJECT TO ERRORS, OMISSIONS, CHANGE OF PRICE, RENTAL OR OTHER CONDITIONS, WITHDRAWAL WITHOUT NOTICE, AND TO ANY SPECIAL LISTING CONDITIONS IMPOSED BY THE PROPERTY OWNER(S). AS APPLICABLE, WE MAKE NO REPRESENTATION AS TO THE CONDITION OF THE PROPERTY (OR PROPERTIES) IN QUESTION.

