



Crismon Gateway Village Shops

1815 S Crismon Rd, Mesa, AZ 85209

Daniel Ortega | *Principal*

dortega@edge-re.com | 602.774.3636x2

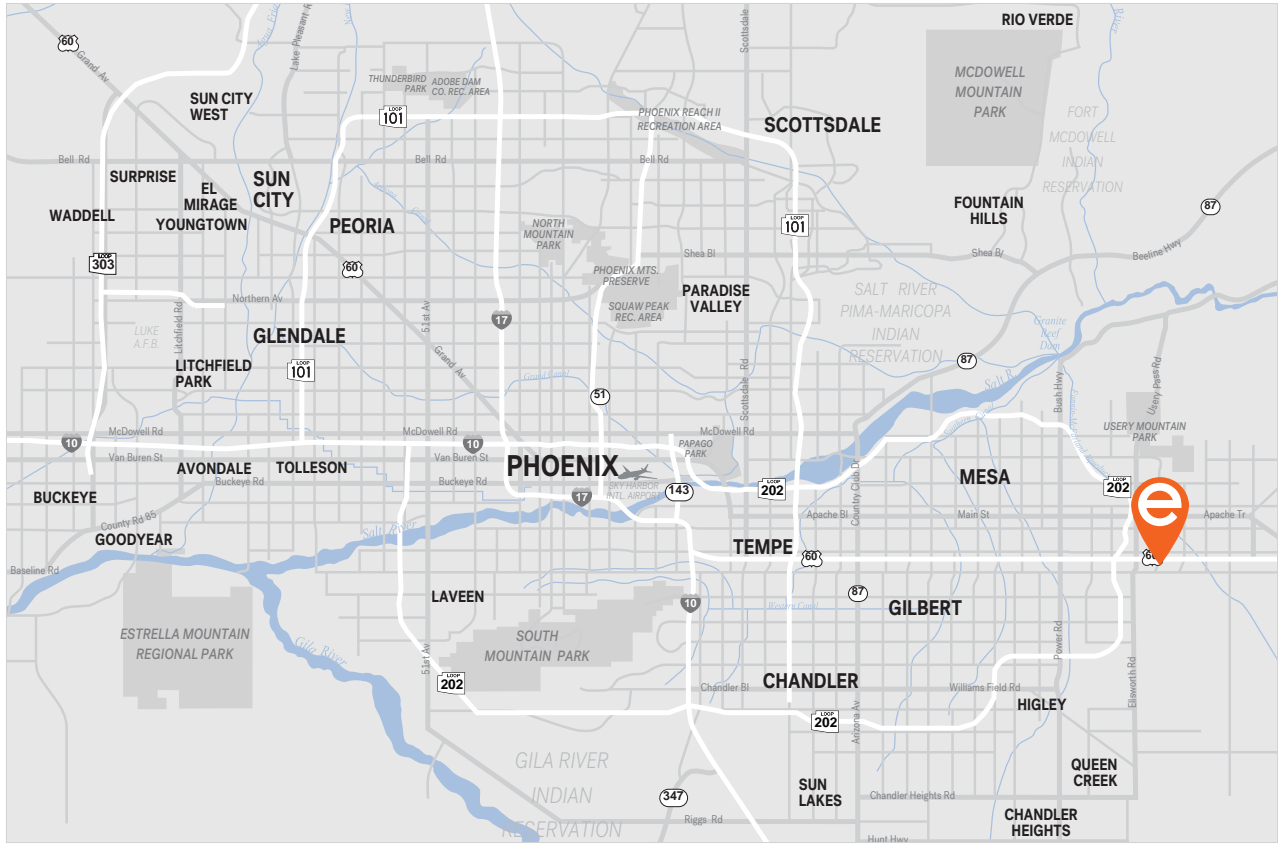
Sofia Demski | *Associate*

sdemski@edge-re.com | 602.774.3636x7

Southwest Edge

2850 E Camelback Road, Suite 310, Phoenix, Arizona 85016

602.774.3636 | edge-re.com



LOCATION

**1815 South Crismon Road,
Mesa, AZ 85209**



SIZE

**Suite 102: 1,925 sf
Suite 107: At Lease**



ZONING

Commercial (LC, Mesa)



TRAFFIC COUNTS

14,680 CPD

Baseline Rd

20,300 CPD

Crismon Rd



2023 DEMOGRAPHIC SNAPSHOT

	1 Mile	3 Mile	5 Mile
TOTAL POPULATION	12,782	103,789	207,704
DAYTIME POPULATION	10,685	82,030	179,636
MED HH INCOME	\$84,513	\$59,262	\$58,256

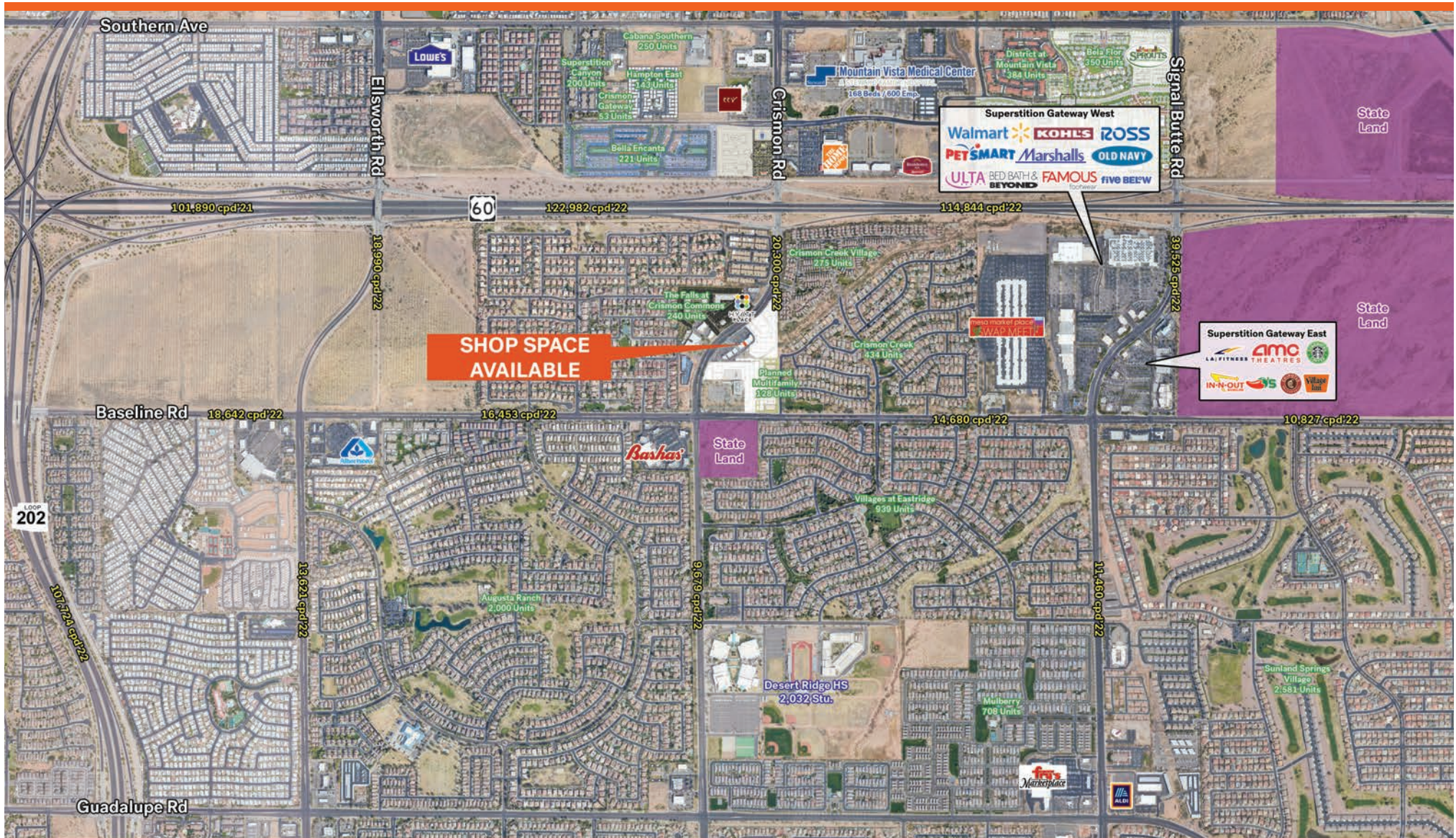
AREA RETAILERS

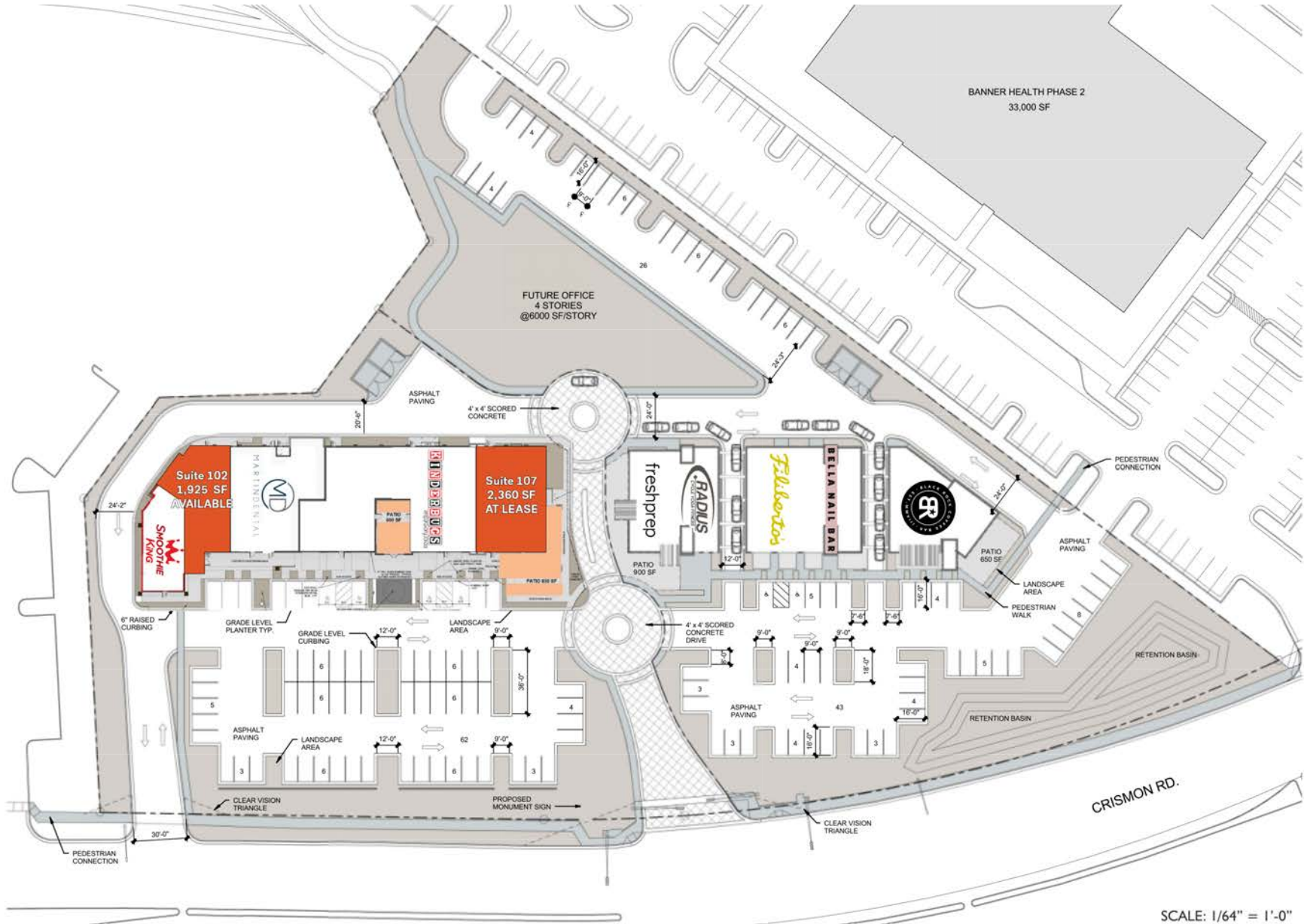
Bashas', Banner Health, Creme de la Creme, Black Rock Coffee Bar, Smoothie King, Overland Storage, Kinderbugs Preschool, BMO Harris Bank, By the Bucket, Dairy Queen, Filiberto's, Radius Fitness, Big O Tires, Great Clips

PROPERTY INFORMATION

- Compatible for medical office, office, retail, or personal services
- Close proximity, great visibility, and easy access to US-60
- Strong daytime population within 3 mile radius
- Planned Banner Health Expansion and Multifamily at intersection
- Located near Skyline High School (+/-2,800 students)
- Digital Monument Signage available







SCALE: 1/64" = 1'-0"

