

1704 TAYLORS

CINNAMINSON, NJ

LANE



Strategic
Location



Convenient
Access



Expansion
Capability

±4,880 SF WAREHOUSE | FOR LEASE

Sean Campbell
scampbell@lee-associates.com
D 610.798.6075

Andrew Landolfi
alandolfi@lee-associates.com
D 610.947.0420

Tony Rod, SIOR
trod@lee-associates.com
D 610.400.0486

 **LEE &
ASSOCIATES**
COMMERCIAL REAL ESTATE SERVICES

1704 TAYLORS LANE

PROPERTY

ACCESS

LOCATION

PROPERTY SPECIFICATIONS

Property Address: 1704 Taylors Lane, Cinnaminson, NJ 08077

Total Building Size: 39,040 SF

Available Size: 4,880 - 9,760 SF

Lighting: LED

Power: 200 amps, 3 phase electrical service

Sprinkler: Wet sprinkler system

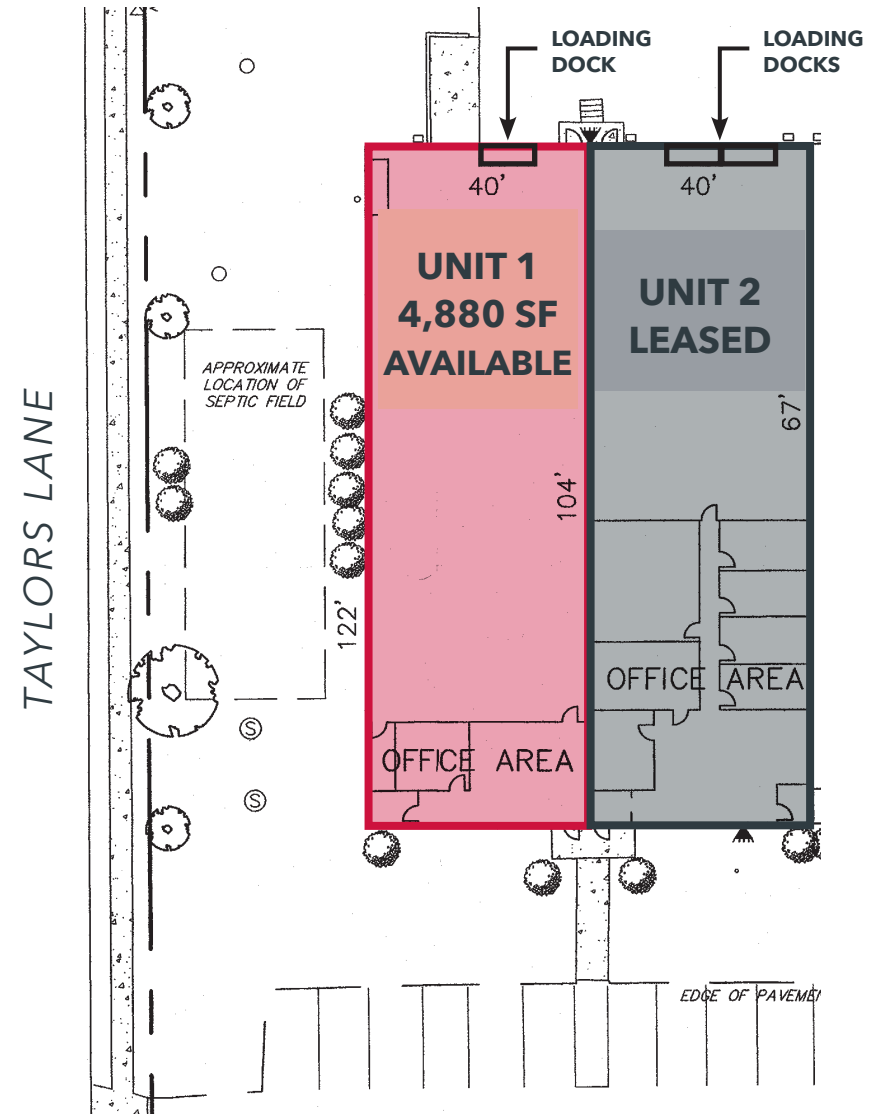
UNIT 1

Availability: 4,880 SF

Office: 670 SF

Clear Height: 16'

Loading Docks: 1 (8' x 10')



Sean Campbell
scampbell@lee-associates.com
D 610.798.6075

Andrew Landolfi
alandolfi@lee-associates.com
D 610.947.0420

Tony Rod, SIOR
trod@lee-associates.com
D 610.400.0486

LEE & ASSOCIATES
COMMERCIAL REAL ESTATE SERVICES

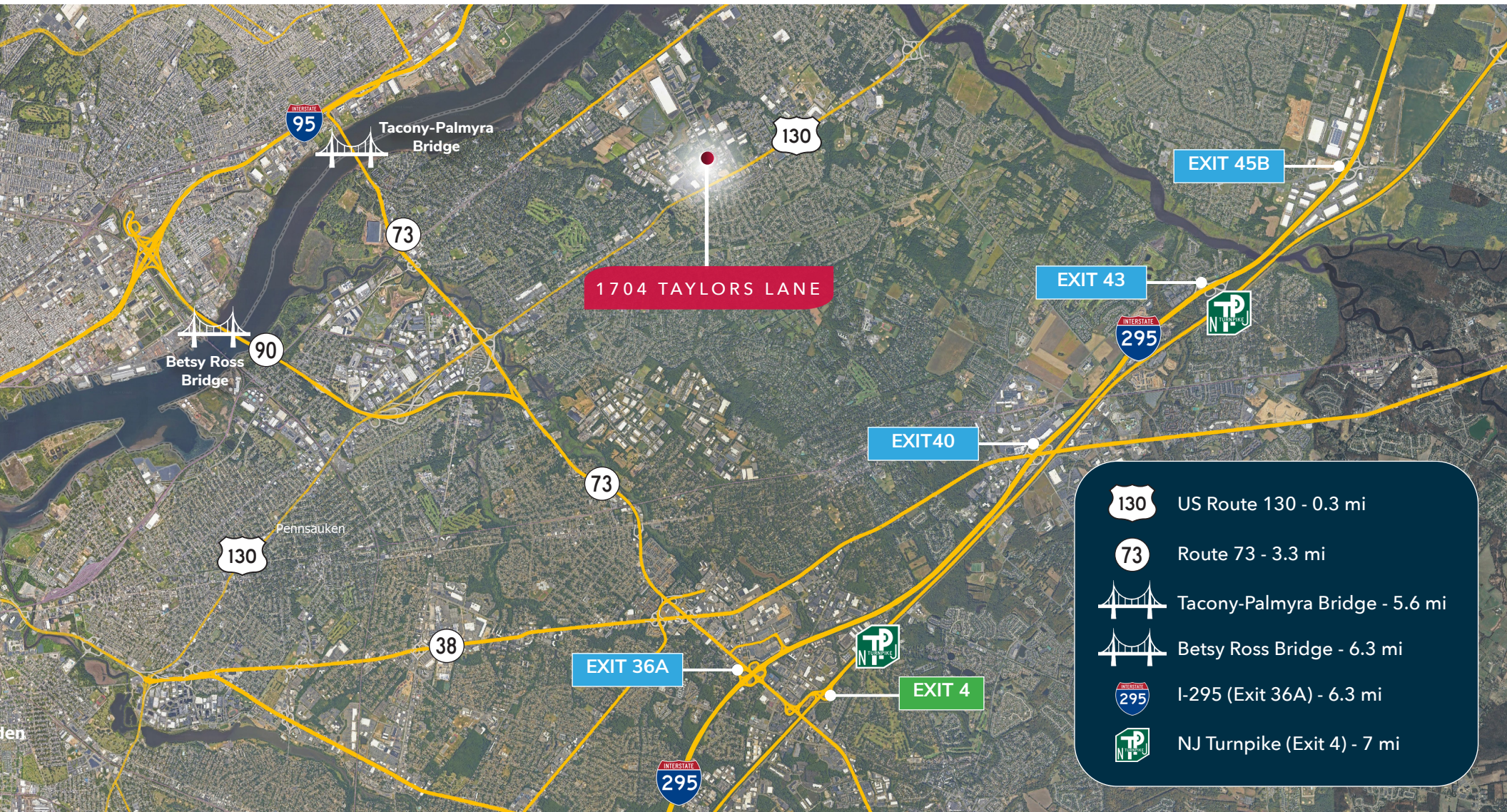


1704 TAYLORS LANE

PROPERTY

ACCESS

LOCATION



Sean Campbell
scampbell@lee-associates.com
D 610.798.6075

Andrew Landolfi
alandolfi@lee-associates.com
D 610.947.0420

Tony Rod, SIOR
trod@lee-associates.com
D 610.400.0486

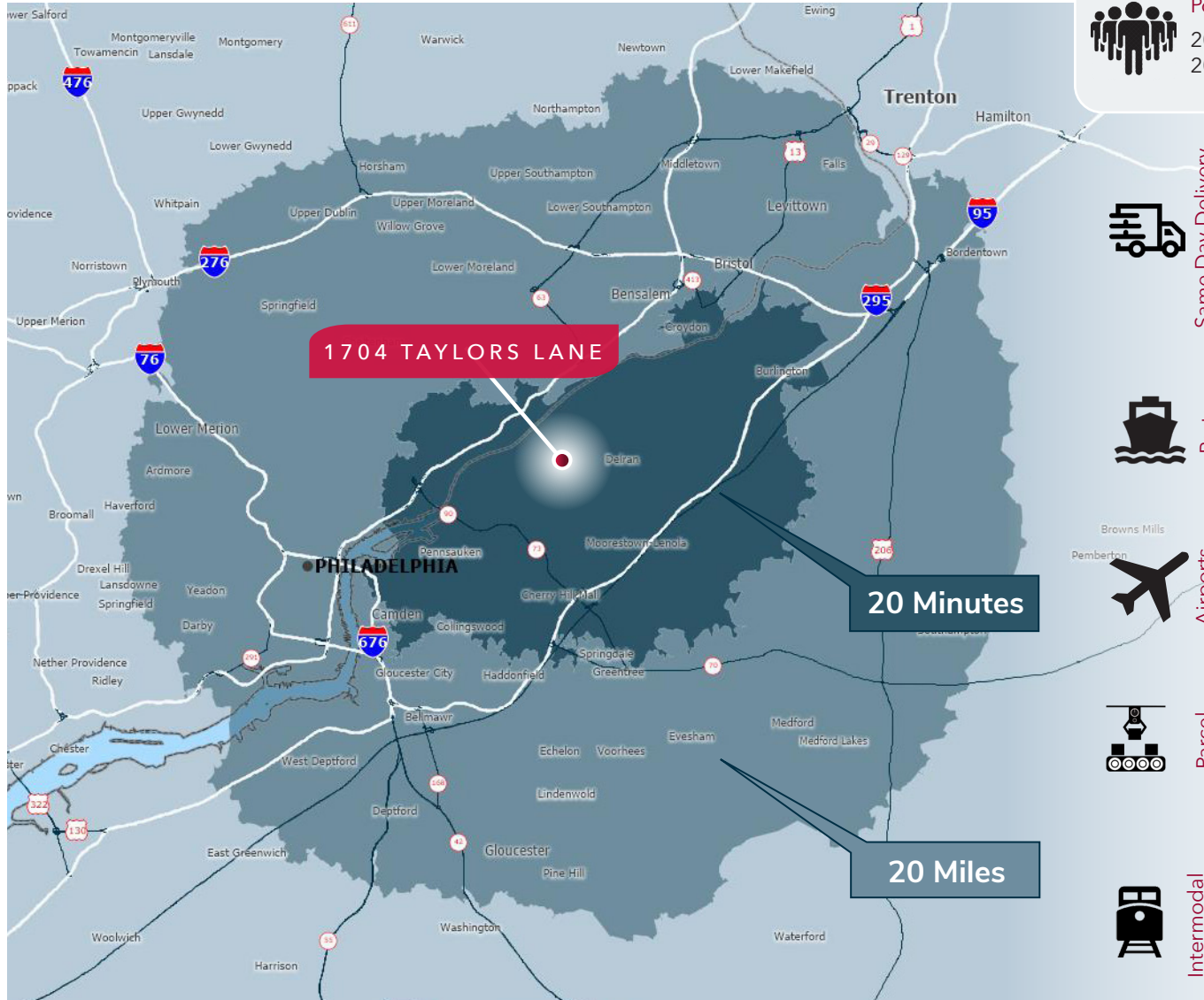
ASSOCIATES
COMMERCIAL REAL ESTATE SERVICES

1704 TAYLORS
LANE

PROPERTY

ACCESS

LOCATION



Population

20 Mile	3,187,706
20 Minute	602,625



Workforce (18+)

20 Mile	2,597,659
20 Minute	458,426



Same Day Delivery



20



Airports



Parcel



Intermodal

	Miles	Minutes
Center City Philadelphia	13	25
New York, NY	84	98
Baltimore, MD	111	126
Washington, DC	149	169
Boston, MA	306	314
Port of Philadelphia, Tioga	9	16
Port of Philadelphia, Packer Ave.	17	25
Port of Wilmington	43	54
Port of Newark-Elizabeth, NJ	77	80
Port of Baltimore	115	124
Philadelphia Intl.	22	32
Newark Liberty Intl.	71	69
Baltimore Washington Intl.	117	118
UPS Freight, Pennsauken, NJ	6	12
UPS Freight, Bensalem, PA	13	28
FedEx Ground, Philadelphia, PA	16	28
FedEx Ground, Barrington, NJ	16	29
USPS Dist. Center, Philadelphia, PA	22	31
Norfolk Southern Intermodal, Philadelphia, PA	14	24
SMS Rail Line, Logan Township, NJ	38	45
CSX Intermodal, Wilmington, DE	45	59

Sean Campbell
scampbell@lee-associates.com
D 610.798.6075

Andrew Landolfi
alandolfi@lee-associates.com
D 610.947.0420

Tony Rod, SIOR
trod@lee-associates.com
D 610.400.0486

Lee & Associates of Eastern Pennsylvania LLC
220 W. Germantown Pike, Suite 200
Plymouth Meeting, PA 19462 USA
610.400.0499 | lee-associates.com/easternpa



All information furnished regarding property for sale, rental or financing is from sources deemed reliable, but no warranty or representation is made to the accuracy thereof and same is submitted subject to errors, omissions, change of price, rental or other conditions prior to sale, lease or financing or withdrawal without notice. No liability of any kind is to be imposed on the broker herein.