




# For Lease - 8,177 SF

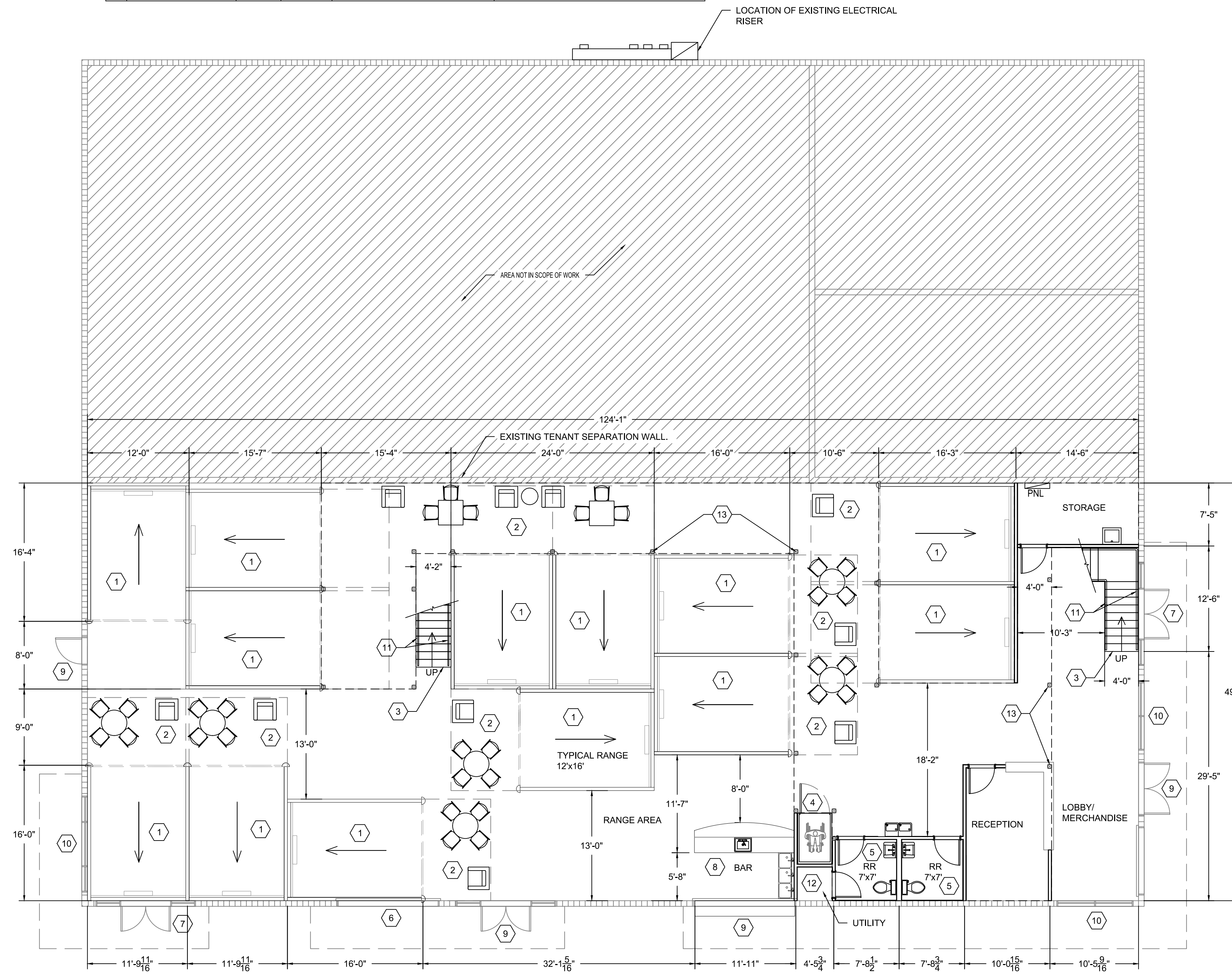
## 201 E Center ST., Suite 1, Tarpon Springs, FL 34689



PH: (813) 961-3075  
 FX: (813) 961-1031  
 CA # 22884  
 1503-A WEST BUSCH BLVD.  
 TAMPA, FL 33612  
 WWW.BELTENGINEERING.COM

THIS ITEM HAS BEEN ELECTRONICALLY SIGNED AND SEALED BY JOSEPH W. BELT, P.E. ON 01/05/2022 USING A SHA-1 AUTHENTICATION CODE. PRINTED COPIES OF THIS DOCUMENT ARE NOT CONSIDERED SIGNED AND SEALED AND THE SHA-1 AUTHENTICATION CODE MUST BE VERIFIED ON ANY ELECTRONIC COPIES.

DOOR SCHEDULE					
NO.	MATERIAL	WIDTH	HEIGHT	NOTES	MANUFACTURER/MODEL
1	WOOD, S.C. BIRCH	3'-0"	6'-8"	LEVER HANDLE PRIVACY SET	PRE HUNG INTERIOR, ALL NEW DOORS



ROOM FINISH SCHEDULE									
NAME	FLOOR	BASE	NORTH	SOUTH	WEST	EAST	CEILING		REMARKS
LOBBY / MERCH.	CRT	VCB	PM	PM	PM	PM	EMS	VARIES	
RECEPTION	CRT	VCB	DW-P	DW-P	DW-P	DW-P	DW-P	10'-0"	
STORAGE	CRT	VCB	DW-P	DW-P	DW-P	DW-P	DW-P	10'-0"	
RESTROOM	CRT	VCB	DM-V	DM-V	DM-V	DM-V	DW-P	10'-0"	
UTILITY ROOM	CRT	VCB	DW-P	DW-P	DW-P	DW-P	EMS	VARIES	OPEN TO UTILITY ROOM ABOVE
RANGE AREA	CRT	VCB	PM	PM	PM	PM	EMS	VARIES	

<b>FLOORING</b> VCT = VINYL COMPOSITION TILE CRT = EXPOSED CONCRETE NCB = NON-CONDUCTIVE FLOORING W/ INTEGRAL COVE BASE CT = CERAMIC TILE LMP = LAMINATE WOOD FLOORING	<b>BASE</b> VCB = VINYL COVE BASE WB = WOOD BASE CTB = CERAMIC TILE BASE	<b>WALL</b> DW-P = DRYWALL, PAINTED DW-U = DRYWALL, UNPAINTED DM-V = DRYWALL, WATER RESISTANCE PAINT DW-CT = DRYWALL W/ CERAMIC TILE	<b>WALL CONT.</b> BP = BARE PANEL PM = PAINTED MASONRY S-P = STUCCO, PAINTED ESP = EXPOSED STRUCTURE PAINTED EMS = EXPOSED METAL STRUCTURE.	<b>CEILING</b> SA1 = SUSPENDED ACOUSTICAL TILE SA2 = SUSPENDED ACOUSTICAL TILE, VINYL ROCK DW-P = DRYWALL, PAINTED DW-U = DRYWALL, UNPAINTED EMS = EXPOSED METAL STRUCTURE
---	---	--	--	---

**ARCHITECTURAL KEY NOTES:**

1. 12' x 16' AXE RANGE, ASSEMBLED BY OTHERS.
2. LOUNGE FURNITURE, BY OWNER SELECTION.
3. WOOD FRAMED STAIRS, SEE ADDITIONAL DETAILS.
4. 6' x 4' PRE-MANUFACTURED ADA ELEVATOR LIFT, BY OTHERS.
5. ADA BATHROOM GROUP.
6. EXISTING ROLL UP DOOR TO BE COVERED FROM INSIDE.
7. DOUBLE DOOR TO BE LOCKED AND LABELED NO EXIT.
8. BAR AREA
9. EXISTING DOOR TO REMAIN.
10. WINDOWS TO REMAIN.
11. 42" HIGH GUARDRAIL W/ HANDRAILS, SEE ADDITIONAL ARCHITECTURAL AND STRUCTURAL DETAILS.
12. UTILITY CLOSET AND MECHANICAL CHASE.
13. SUPPORTS FOR MEZZANINE FRAMING, SEE STRUCTURAL DRAWINGS FOR MORE INFORMATION

**PROPOSED MAIN FLOOR ARCHITECTURAL LAYOUT**

SCALE: 1/8"=1'-0"

**Will Kochenour III**  
 Director of Acquisitions/ Lic. Real Estate Broker  
 Santek Management, LLC  
 C:727.314.5689  
 wkochenour@santekmanagement.com

I CERTIFY THAT TO THE BEST OF MY KNOWLEDGE AND BELIEF, THE DESIGN AND SYSTEMS FOR THIS STRUCTURE HAVE BEEN DESIGNED IN ACCORDANCE WITH THE FLORIDA BUILDING CODE 7TH EDITION 2020. ALL OTHER ELEMENTS, SYSTEMS AND MATERIALS ARE THE SOLE RESPONSIBILITY OF THE BUILDER.

NO.	ISSUE	DATE
1	PERMIT SET	01.05.2022
2		
3		
4		
5		
6		
7		
8		
9		
10		

**PROJECT INFORMATION:**  
 TENANT BUILDOUT FOR  
 "STUMPY'S" AX THROWING  
 201 EAST CENTER STREET  
 TARPON SPRINGS, FL 34689

JOB NO.	ET21-651
DRAWN	VBC
DESIGN	JWB
CHECK	JWB

LOWER FLOOR ARCHITECTURAL PLAN



# For Lease - 8,177 SF

## 201 E Center ST., Suite 1, Tarpon Springs, FL 34689

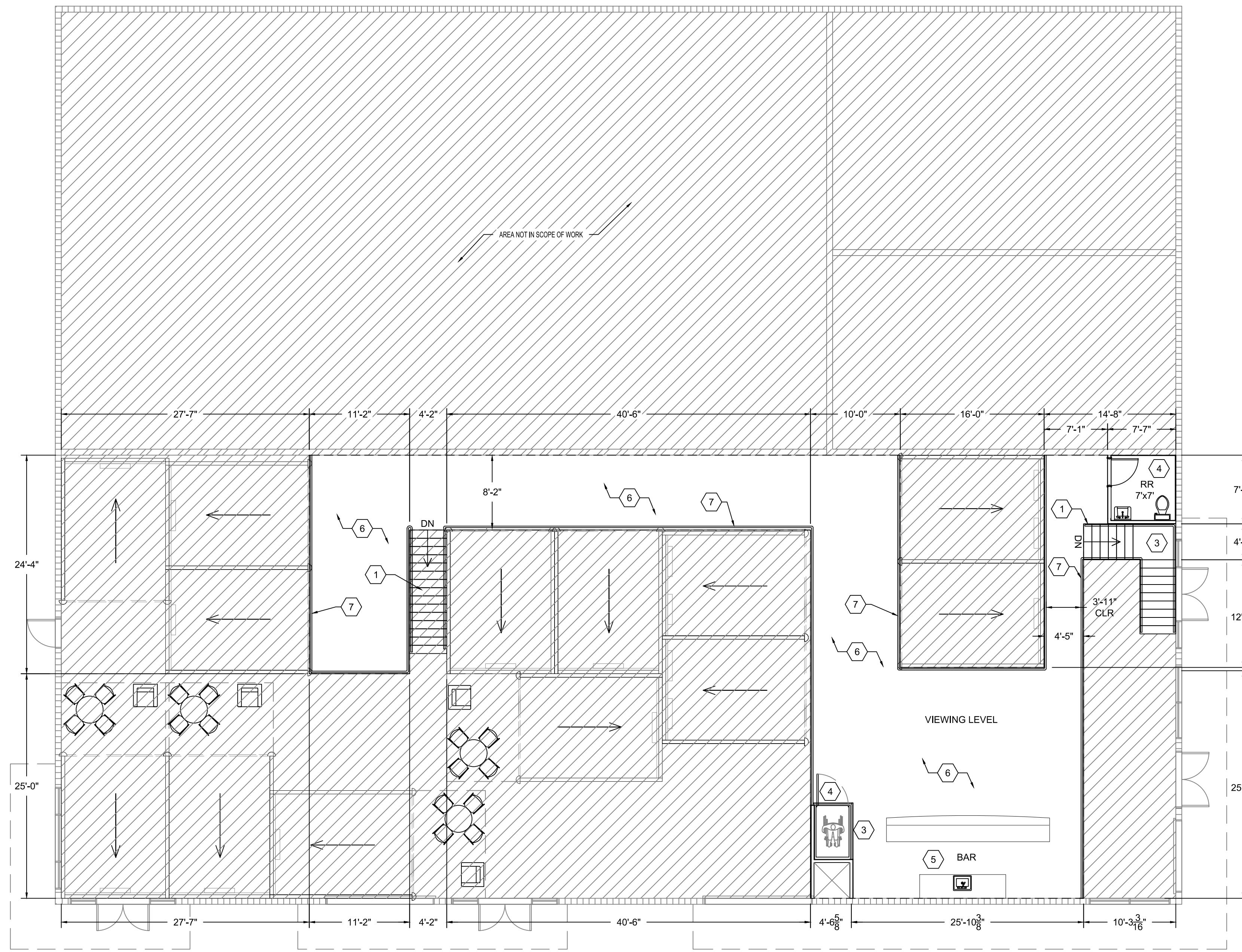


THIS ITEM HAS BEEN ELECTRONICALLY SIGNED AND SEALED BY JOSEPH W. BELT, P.E. ON 01/05/2022 USING A SHA-1 AUTHENTICATION CODE. PRINTED COPIES OF THIS DOCUMENT ARE NOT CONSIDERED SIGNED AND SEALED AND THE SHA-1 AUTHENTICATION CODE MUST BE VERIFIED ON ANY ELECTRONIC COPIES.

JOSEPH W. BELT P.E. #45147  
jwbelt@beltengineering.com

I CERTIFY THAT TO THE BEST OF MY KNOWLEDGE AND BELIEF, THE DESIGN AND SYSTEMS FOR THIS STRUCTURE HAVE BEEN DESIGNED IN ACCORDANCE WITH THE FLORIDA BUILDING CODE 7TH EDITION 2020. ALL OTHER ELEMENTS, SYSTEMS AND MATERIALS ARE THE RESPONSIBILITY OF THE BUILDER.

DOOR SCHEDULE					
NO.	MATERIAL	WIDTH	HEIGHT	NOTES	MANUFACTURER/MODEL
1	WOOD, S.C. BIRCH	3'-0"	6'-8"	LEVER HANDLE PRIVACY SET	PRE HUNG INTERIOR, ALL NEW DOORS



ROOM FINISH SCHEDULE									
NAME	FLOOR	BASE	NORTH	SOUTH	WEST	EAST	CEILING		REMARKS
VIEWING LEVEL	LMF	VCB	PM	PM	PM	PM	EMS	VARIES	
RESTROOM	VCT	VCB	DM-V	DM-V	DM-V	DM-V	DW-P	10'-0"	
UTILITY ROOM	N/A	VCB	DW-P	DW-P	DW-P	DW-P	EMS	VARIES	OPEN TO UTILITY ROOM BELOW

<b>FLOORING</b> VCT = VINYL COMPOSITION TILE CRT = EXPOSED CONCRETE NCB = NON-CONDUCTIVE FLOORING W/ INTEGRAL COVE BASE CT = CERAMIC TILE LMF = LAMINATE WOOD FLOORING	<b>BASE</b> VCB = VINYL COVE WB = WOOD BASE CTB = CERAMIC TILE BASE	<b>WALL</b> DW-P = DRYWALL, PAINTED DW-U = DRYWALL, UNPAINTED DM-V = DRYWALL, WATER RESISTANCE PAINT DW-CT = DRYWALL W/ CERAMIC TILE	<b>WALL CONT.</b> BF = BARE PANEL PM = PAINTED MASONRY S-P = STUCCO, PAINTED ESP = EXPOSED STRUCTURE PAINTED EMS = EXPOSED METAL STRUCTURE.	<b>CEILING</b> SA1 = SUSPENDED ACOUSTICAL TILE SA2 = SUSPENDED ACOUSTICAL TILE, VINYL ROCK DW-P = DRYWALL, PAINTED DW-U = DRYWALL, UNPAINTED EMS = EXPOSED METAL STRUCTURE
---	--	--	--	---

**ARCHITECTURAL KEY NOTES:**

1. WOOD FRAMED STAIRS. SEE ADDITIONAL ARCHITECTURAL AND STRUCTURAL DETAILS.
2. 6' x 4' PRE-MANUFACTURED ADA ELEVATOR LIFT, BY OTHERS.
3. 42" HIGH GUARDRAIL W/ CONT. HANDRAIL, SEE ADDITIONAL ARCHITECTURAL AND STRUCTURAL DETAILS.
4. ADA BATHROOM GROUP.
5. BAR AREA
6. 1,822 S.F. MEZZANINE FRAMING, SEE STRUCTURAL PLANS
7. 42" HIGH GUARDRAIL, CABLE RAILING SYSTEM, SEE ADDITIONAL ARCHITECTURAL AND STRUCTURAL DETAILS.
8. MECHANICAL CHASE.

**PROPOSED MEZZANINE ARCHITECTURAL LAYOUT**  
SCALE: 1/8"=1'-0"

**Will Kochenour III**  
Director of Acquisitions/ Lic. Real Estate Broker  
Santek Management, LLC  
C:727.314.5689  
wkochenour@santekmanagement.com



NO.	ISSUE	DATE
1.	PERMIT SET	01.05.2022
2.		
3.		
4.		
5.		
6.		
7.		
8.		
9.		
10.		

**PROJECT INFORMATION:**  
TENANT BUILDOUT FOR  
"STUMPY'S" AX THROWING  
201 EAST CENTER STREET  
TARPON SPRINGS, FL 34689

JOB NO. ET21-651  
DRAWN VBC  
DESIGN JWB  
CHECK JWB

UPPER FLOOR  
ARCHITECTURAL  
PLAN