

# MAYFAIR SQUARE

## RETAIL FOR LEASE

3307 E. BROAD STREET, COLUMBUS, OHIO 43213



**MATT COOPER** VICE PRESIDENT

**MOBILE** 614.403.4732 | **DIRECT** 614.334.7831  
**MCOOPER@EQUITY.NET**

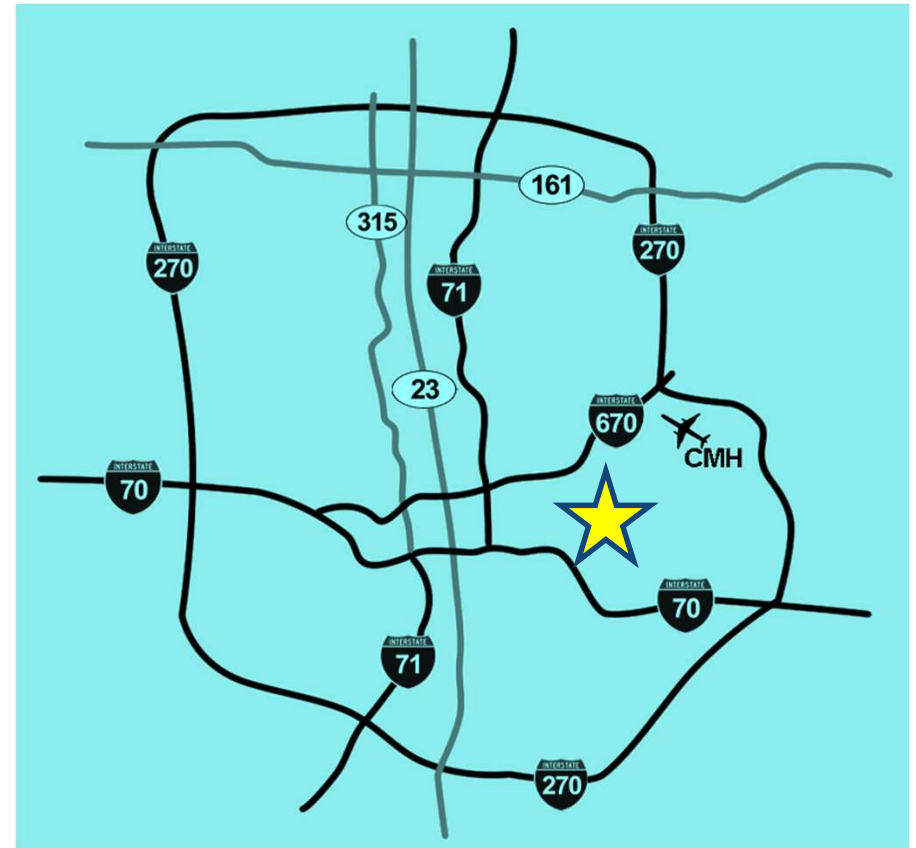


# PROPERTY HIGHLIGHTS

## MAYFAIR SQUARE

RETAIL FOR LEASE  
3307 E. BROAD STREET, COLUMBUS, OHIO 43213

- +/- 12,608 SF available
- End cap position with excellent, signalized, hard corner visibility
- 24,248 vehicles per day on East Broad St.
- 25,497 vehicles per day on James Road
- Just minutes from Defense Supply Center Columbus (DSCC) employing 10,000

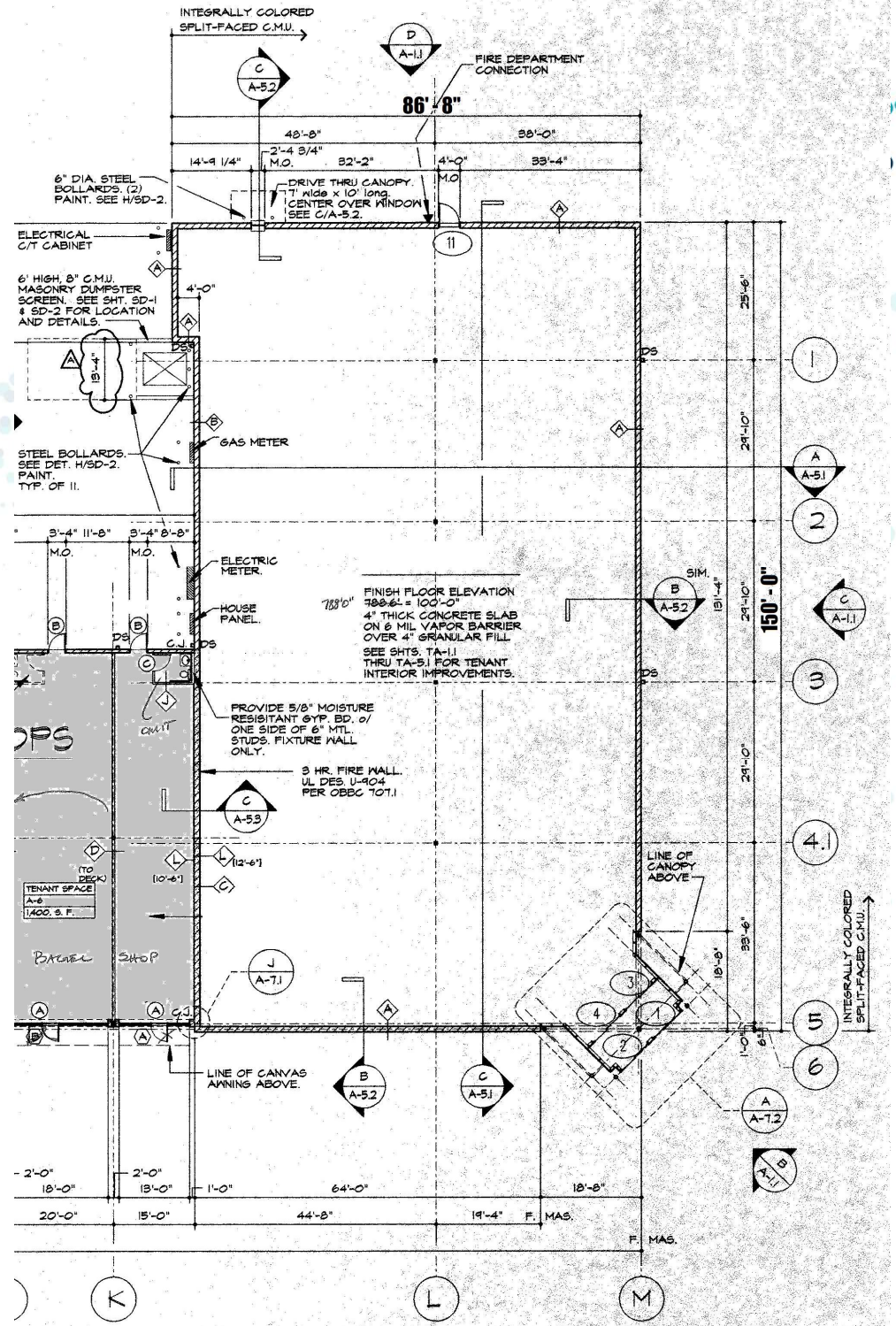


# SITE PLAN & SIGNAGE




SPACE	TENANT	SF
1	<b>AVAILABLE</b>	12,608 SF
2	JUANITAS TACO MEXICAN GRILL	2,405 SF
4	PEOPLE READY	1,400 SF
5	TOTAL WIRELESS	1,400 SF
7	INNER HEALTH CHIROPRACTIC	2,800 SF
8	LUCKY SKILZ	2,100 SF
9	DOMINO'S	2,100 SF
11	TO THE MOON SMOKE & VAPE	1,328 SF
12	MAYFAIR APARTMENTS RENTAL OFFICE	1,561 SF

# SPACE PLAN





# DEMOGRAPHICS: 1-MILE RADIUS



## KEY FACTS

14,384

Population

37.7

Median Age



Average Household Size

\$47,285

Median Household Income

## INCOME



\$47,285

Median Household Income



84,431

2022 Average Household Income (Esri)



35,385

2022 Per Capita Income (Esri)

## BUSINESS



352

Total Businesses



4,576

Total Employees

## EDUCATION

9%

No High School Diploma



27%

High School Graduate



27%

Some College



37%

Bachelor's/Grad/Prof Degree

## HOUSING STATS



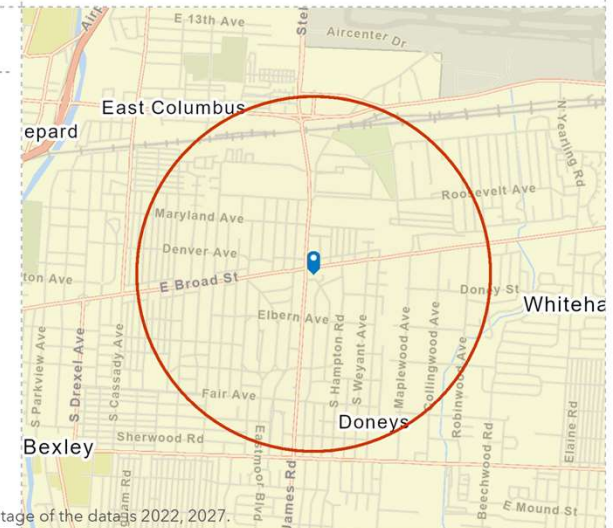
\$298,023

Median Home Value




\$651

Median Contract Rent



# DEMOGRAPHICS: 3-MILE RADIUS



## KEY FACTS

104,005

Population



37.8

Median Age



2.4

Average Household Size

\$49,135

Median Household Income

## INCOME



\$49,135

Median Household Income



76,863

2022 Average Household Income (Esri)



31,818

2022 Per Capita Income (Esri)

## BUSINESS



3,228

Total Businesses



53,004

Total Employees

## EDUCATION



10%

No High School Diploma



31%

High School Graduate



29%

Some College



30%

Bachelor's/Grad/Prof Degree

## HOUSING STATS



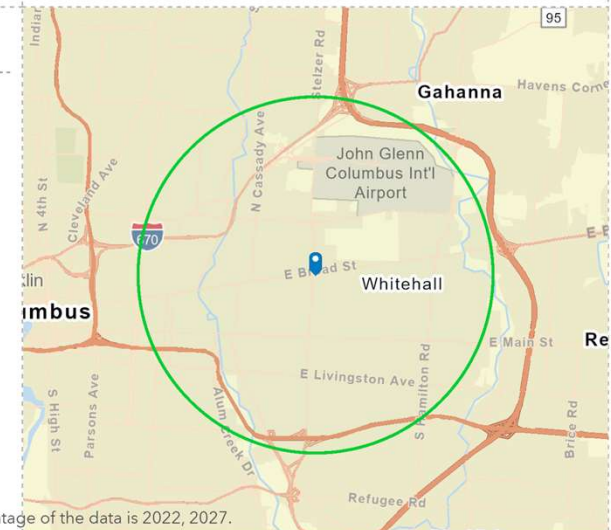
\$174,137

Median Home Value




\$671

Median Contract Rent



This infographic contains data provided by Esri, Esri and Infogroup. The vintage of the data is 2022, 2027.

# DEMOGRAPHICS: 5-MILE RADIUS



## KEY FACTS

292,239

Population



Median Age



Average Household Size

\$51,784

Median Household Income

## INCOME



\$51,784

Median Household Income



77,057

2022 Average Household Income (Esri)



33,058

2022 Per Capita Income (Esri)

## BUSINESS



12,167

Total Businesses



219,492

Total Employees

## EDUCATION



No High School Diploma



30%  
High School Graduate



27%  
Some College



32%  
Bachelor's/Grad/Prof Degree

## HOUSING STATS



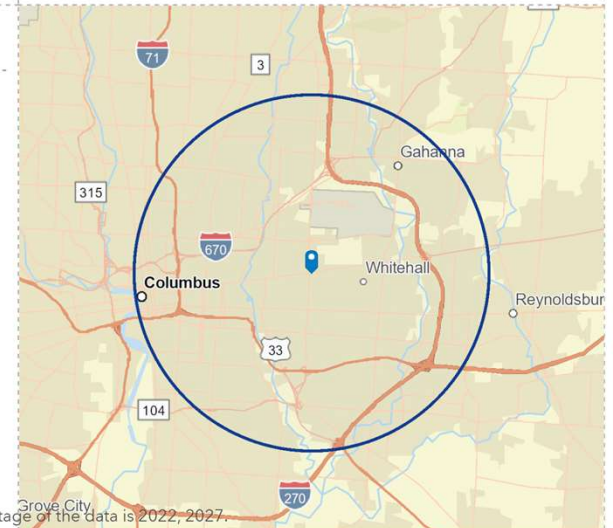
\$185,499

Median Home Value



\$706

Median Contract Rent



This infographic contains data provided by Esri, Esri and Infogroup. The vintage of the data is 2022, 2027.