



LEASING

Palma Plaza

13808 E 14TH ST

San Leandro, CA 94578

PRESENTED BY:

JUSTIN WONG

O: 415.922.2900 x106

justin.wong@svn.com

CalDRE #01974254

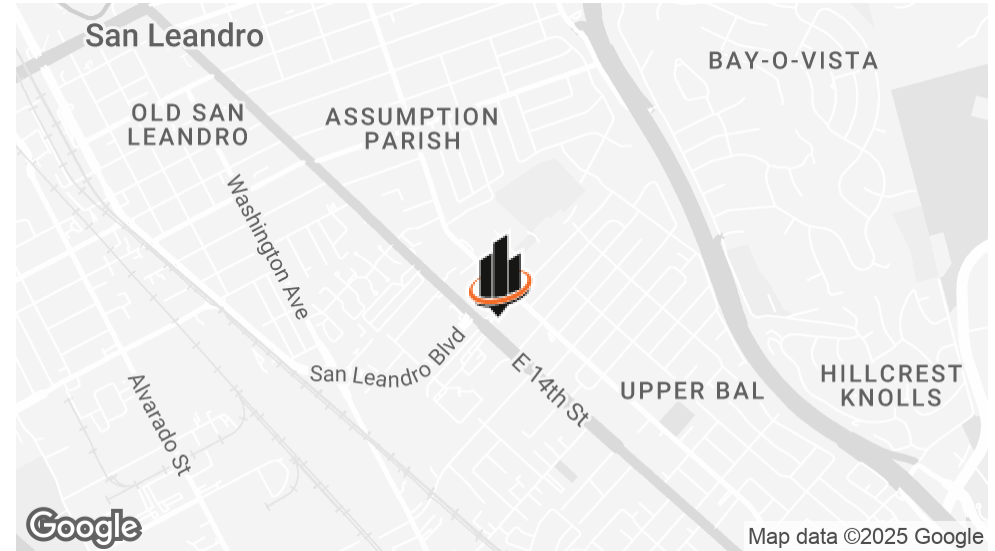
KEVIN D. CHIN, CCIM

O: 415.922.2900 x101

kevinc@svn.com

CalDRE #00696127

PROPERTY SUMMARY



OFFERING SUMMARY

LEASE RATE:	\$2.50 SF/month (NNN)
AVAILABLE SF:	1,300 SF

PROPERTY DESCRIPTION

The unit offers a functional commercial kitchen setup, making it ideal for businesses seeking to move in quickly and begin operations. Additionally, the shopping center provides ample parking for customers and employees with strong signage opportunities to maximize visibility. The Palma Plaza is a great location near both residential neighborhoods and major commercial developments.

PROPERTY HIGHLIGHTS

- Ample Parking
- Second-generation QSR space
- Existing kitchen infrastructure
- Ideal for foodservice, retail, or service-oriented businesses

JUSTIN WONG

O: 415.922.2900 x106
justin.wong@svn.com
CalDRE #01974254

KEVIN D. CHIN, CCIM

O: 415.922.2900 x101
kevinc@svn.com
CalDRE #00696127

LEASE SPACES

LEASE INFORMATION

LEASE TYPE:	NNN
TOTAL SPACE:	1,300 SF

LEASE TERM:	Negotiable
LEASE RATE:	\$2.50 SF/month

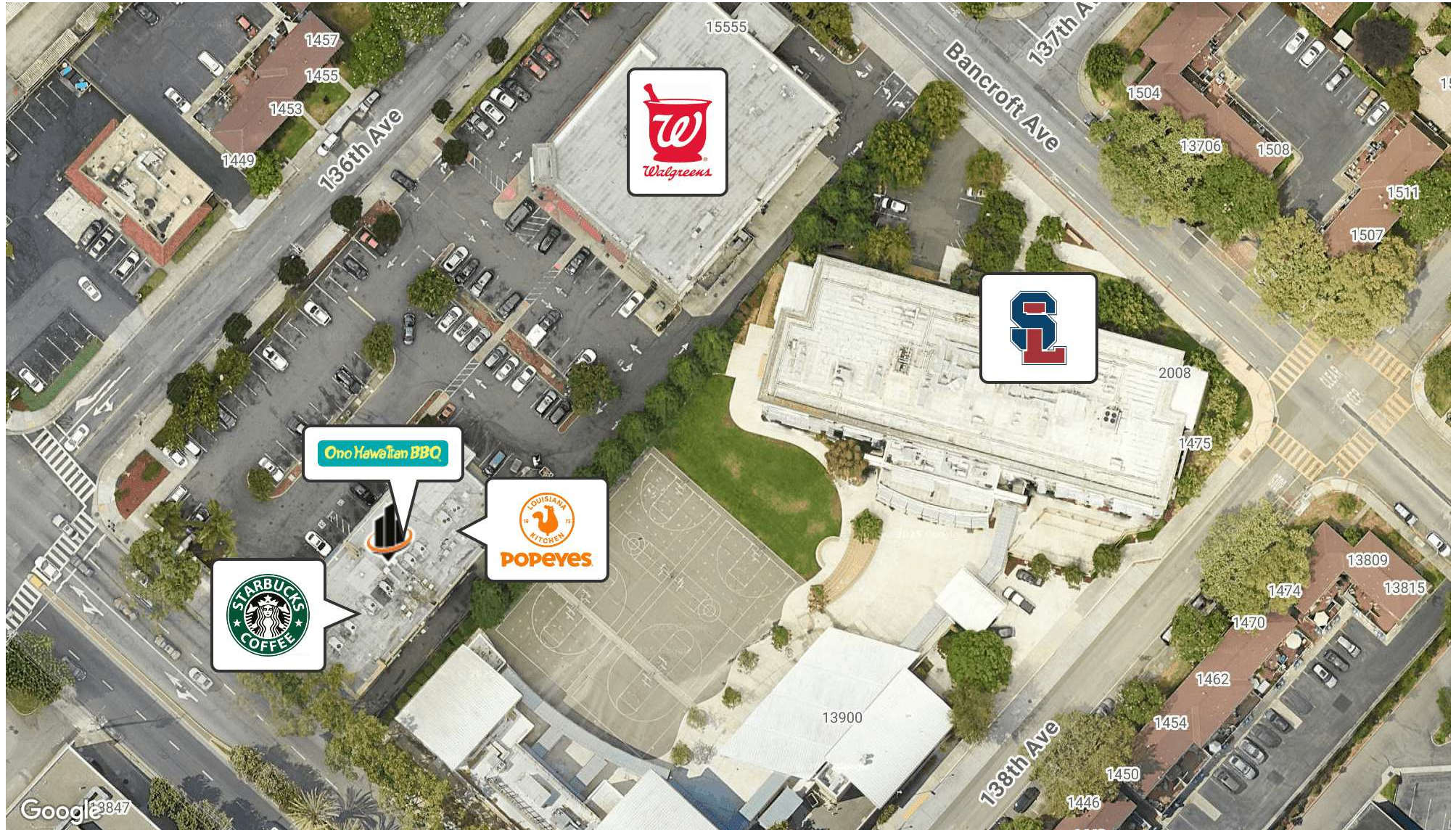
AVAILABLE SPACES

SUITE	TENANT	SIZE (SF)	LEASE TYPE	LEASE RATE
13808 E 14th St.	Available	1,300 SF	NNN	\$2.50 SF/month

JUSTIN WONG
O: 415.922.2900 x106
justin.wong@svn.com
CalDRE #01974254

KEVIN D. CHIN, CCIM
O: 415.922.2900 x101
kevinc@svn.com
CalDRE #00696127

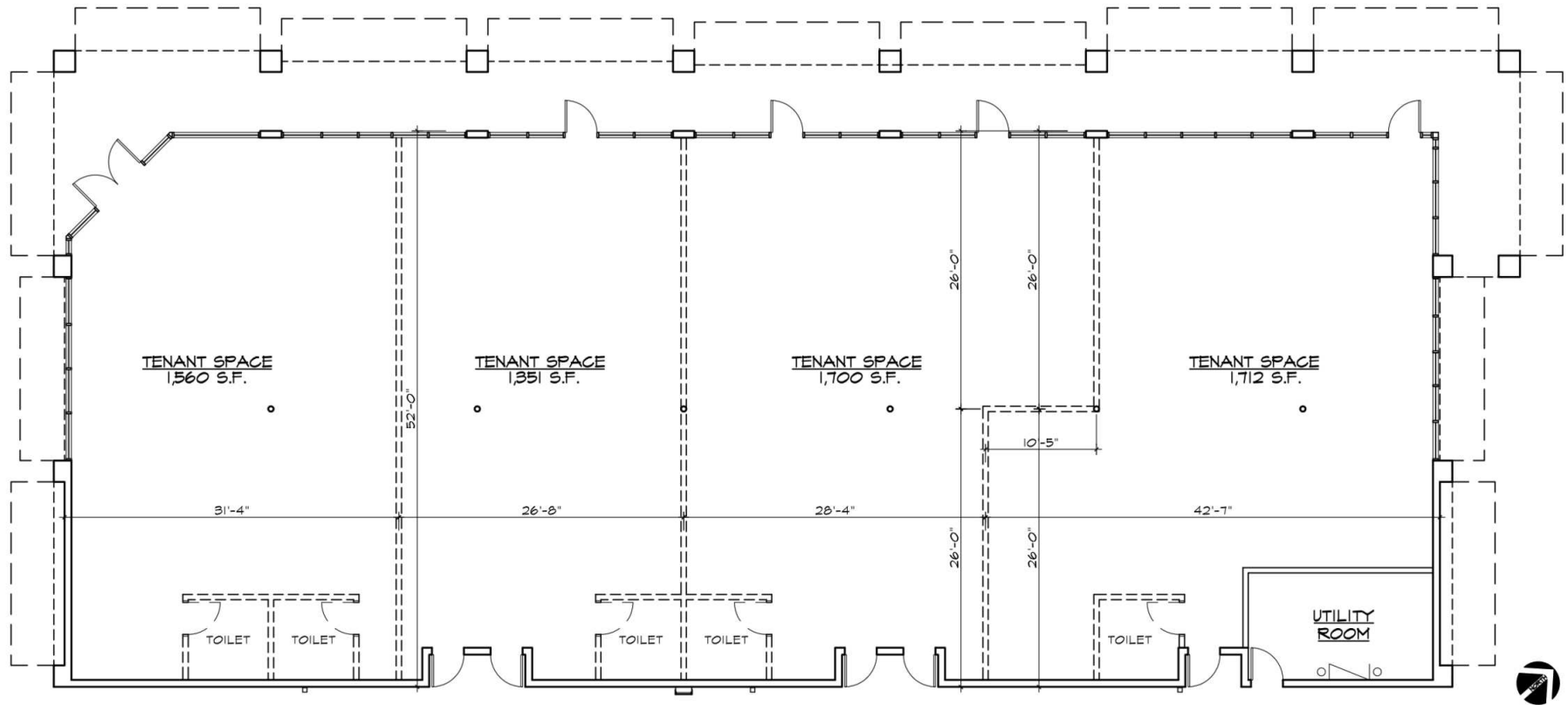
RETAILER MAP



JUSTIN WONG
O: 415.922.2900 x106
justin.wong@svn.com
CalDRE #01974254

KEVIN D. CHIN, CCIM
O: 415.922.2900 x101
kevinc@svn.com
CalDRE #00696127

FLOOR PLANS



JUSTIN WONG
O: 415.922.2900 x106
justin.wong@svn.com
CalDRE #01974254

KEVIN D. CHIN, CCIM
O: 415.922.2900 x101
kevinc@svn.com
CalDRE #00696127

ADDITIONAL PHOTOS



JUSTIN WONG
O: 415.922.2900 x106
justin.wong@svn.com
CalDRE #01974254

KEVIN D. CHIN, CCIM
O: 415.922.2900 x101
kevinc@svn.com
CalDRE #00696127