

FOR LEASE

19,000 SF
INDUSTRIAL

240

ROUTE 17
SOUTH
LODI, NJ



INQUIRE FOR LEASE RATE

Property Features

- Space Available: 19,000 SF
- Building Size: 28,000 SF
- Lot Frontage: 170'
- Tailgates: Three (3)
- Grade Level Doors: One (1)
- Ceiling Height: 14'-18'
- Power: 800 Amps (heavy)
- Parking: 40 Spaces
- Zoning: Light Impact Industrial
- Traffic Count: 300,000 VPD
- TAX/CAM: \$4.36 PSF
- Excellent location. Easy access to I-80, Routes 17, 46, 3, and the NJ Turnpike

Available immediately.

 **For more information**

Kenneth D. Lundberg, SIOR | Senior Vice President

201 488 5800 x138
klundberg@naihanson.com

Patrick Lennon | Vice President






201 488 5800 x109
plennon@naihanson.com

Lorenzo Lambiase, MBA, CCIM | Associate Vice President

201 488 5800 x176
llambiase@naihanson.com

NAI James E. Hanson
COMMERCIAL REAL ESTATE SERVICES, WORLDWIDE

A PROJECT BY:
 **THE STRO COMPANIES**
CREATING VALUE

FOLLOW US!      | Offices: Teterboro | Parsippany | Allentown • naihanson.com | naisummit.com • Member of NAI Global with 325+ Offices Worldwide

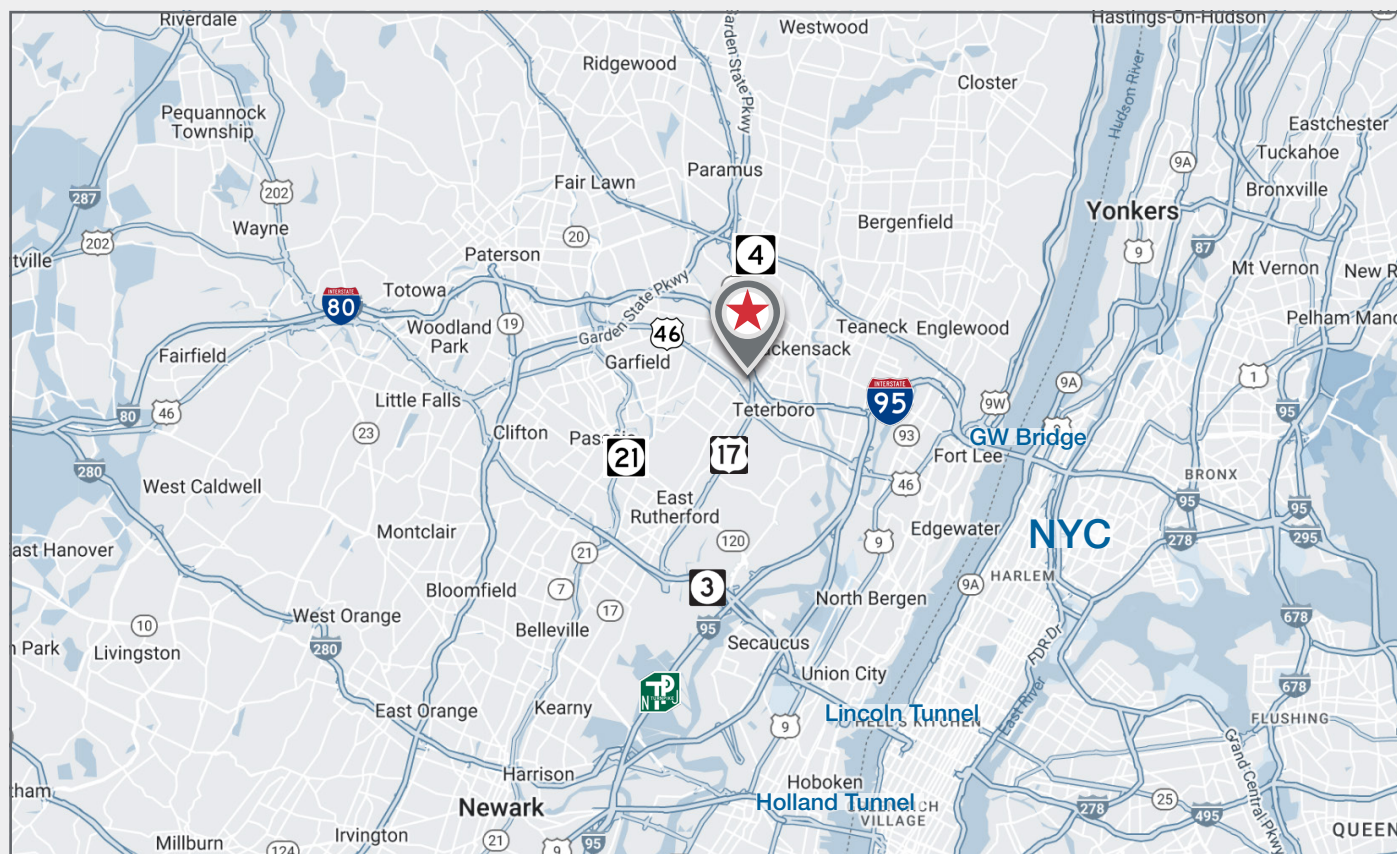
SERVICES OFFERED

Brokerage • Property Management • Corporate Services • Financing • Tenant Representation • Cold Storage • Investment Services

THE INFORMATION CONTAINED HEREIN HAS BEEN OBTAINED FROM SOURCES CONSIDERED TO BE RELIABLE, BUT NO GUARANTEE OF ITS ACCURACY IS MADE BY NAI JAMES E. HANSON.


240 ROUTE 17 SOUTH

LODI, NJ



PROPERTY PHOTOS

240 ROUTE 17 SOUTH LODI, NJ



NAI James E. Hanson
COMMERCIAL REAL ESTATE SERVICES, WORLDWIDE