


426
W14


FURNISHED NEW PRE-BUILT FLOOR
3,212 SF AVAILABLE



MODERN LOBBY
FURNISHED NEW PRE-BUILT
ONE GLASS CONFERENCE
ONE GLASS OFFICE



TWO RESTROOMS
NEW WET PANTRY FEATURING
NEW STAINLESS STEEL APPLIANCES



VIEW GALLERY

WELCOME TO THE MEATPACKING DISTRICT



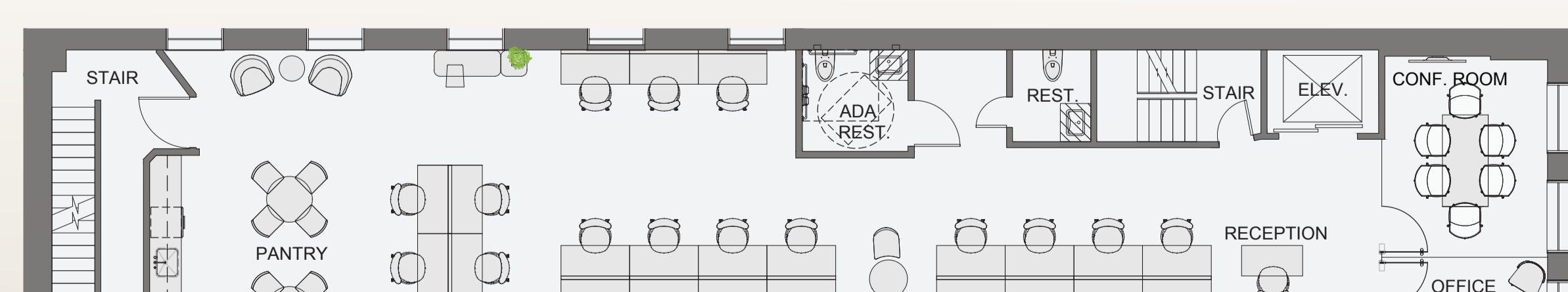
AVAILABILITIES

ENTIRE 2ND FLOOR, SUITE 200

3,212 SF

DOWNLOAD FLOORPLAN

VIEW VIRTUAL TOUR



WORK AREAS	QTY	COMMON AREAS	QTY
Desks	19	Kitchen	1
Conference Room	1	Bathrooms	2
Office	1		

FOR MORE LEASING INFORMATION, PLEASE CONTACT:

Ross Eisenberg
347-920-7220
Ross@RDEadvisors.com

Andre Belgrave
908-812-8029
Andre@RDEadvisors.com

RDE Advisors, Inc.

CONTACT