



725 MAIN STREET

MILLIS, MA

FOR LEASE | 42,978 SF SUBDIVIDABLE INDUSTRIAL SPACE AVAILABLE

- Subdividable to 20,898 SF and 22,080 SF
- Large Parking Area
- \$6.75 NNN / \$1.36 Tax & OPEX



THE
STUBBLEBINE
COMPANY

CORFAC INTERNATIONAL

PROPERTY SUMMARY



PROPERTY HIGHLIGHTS


- 42,978 SF of Contiguous Space Available
- Subdividable to 20,898 SF and 22,080 SF
- Low Operating Costs
- Large Parking Area

PROPERTY SPECIFICATIONS

Building Size:	318,995 SF
Available Size:	42,978 SF Subdividable to: 20,898 SF and 22,080 SF
Lot Size:	17.6 Acres
Clear Height:	12.5'-14'
Column Spacing:	20 x 62.5
Loading:	One (1) Drive-In Door (possible to add one addtl drive-in door)
Parking:	43 Spaces
Power:	1500 Amps; 3-Phase
Sprinklers:	Wet System
Concrete Slab:	8'-10'
Water:	Municipal (Charles River Water Authority)
Rental Rate:	\$6.75 NNN
Taxes/OPEX:	\$1.36

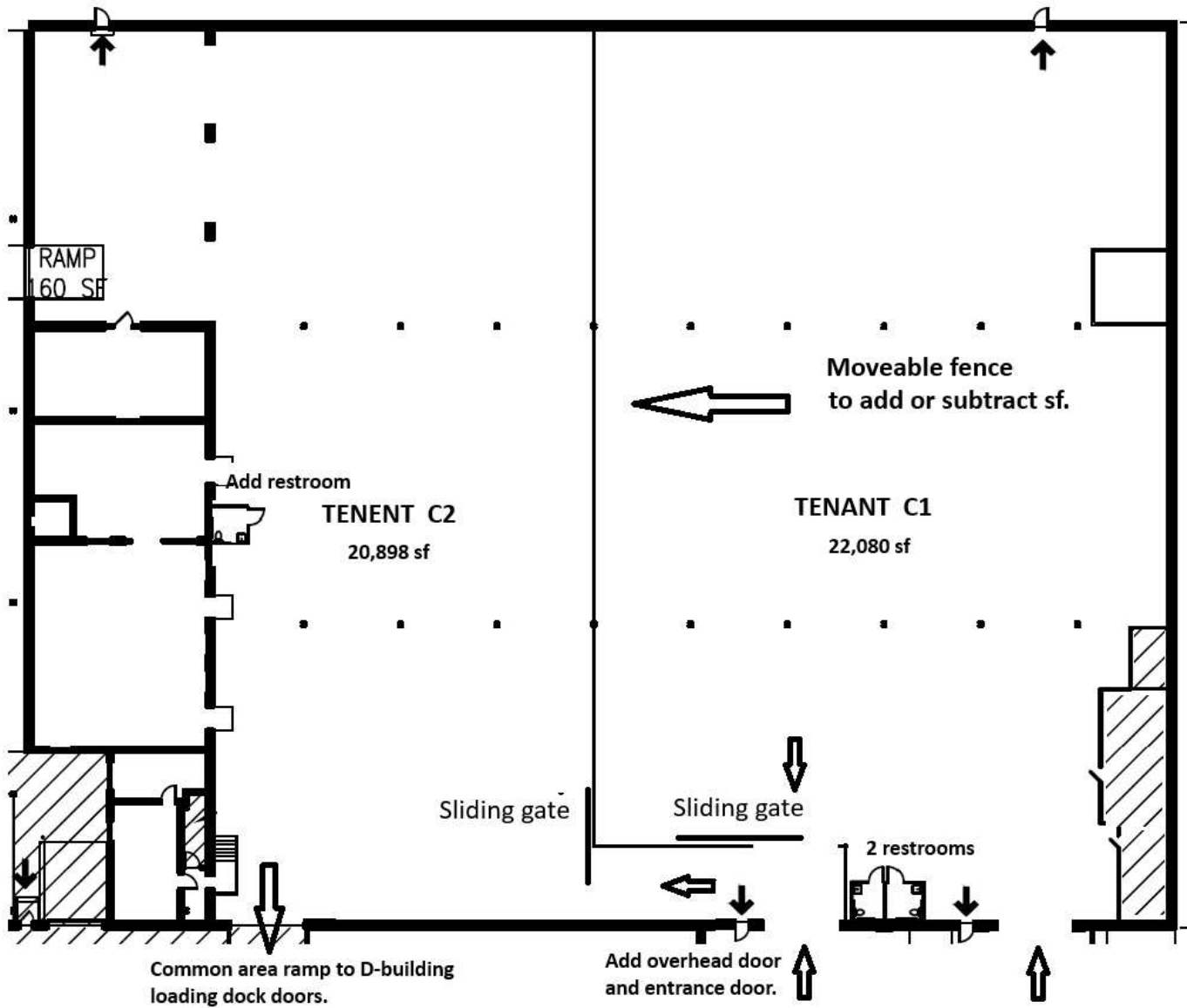


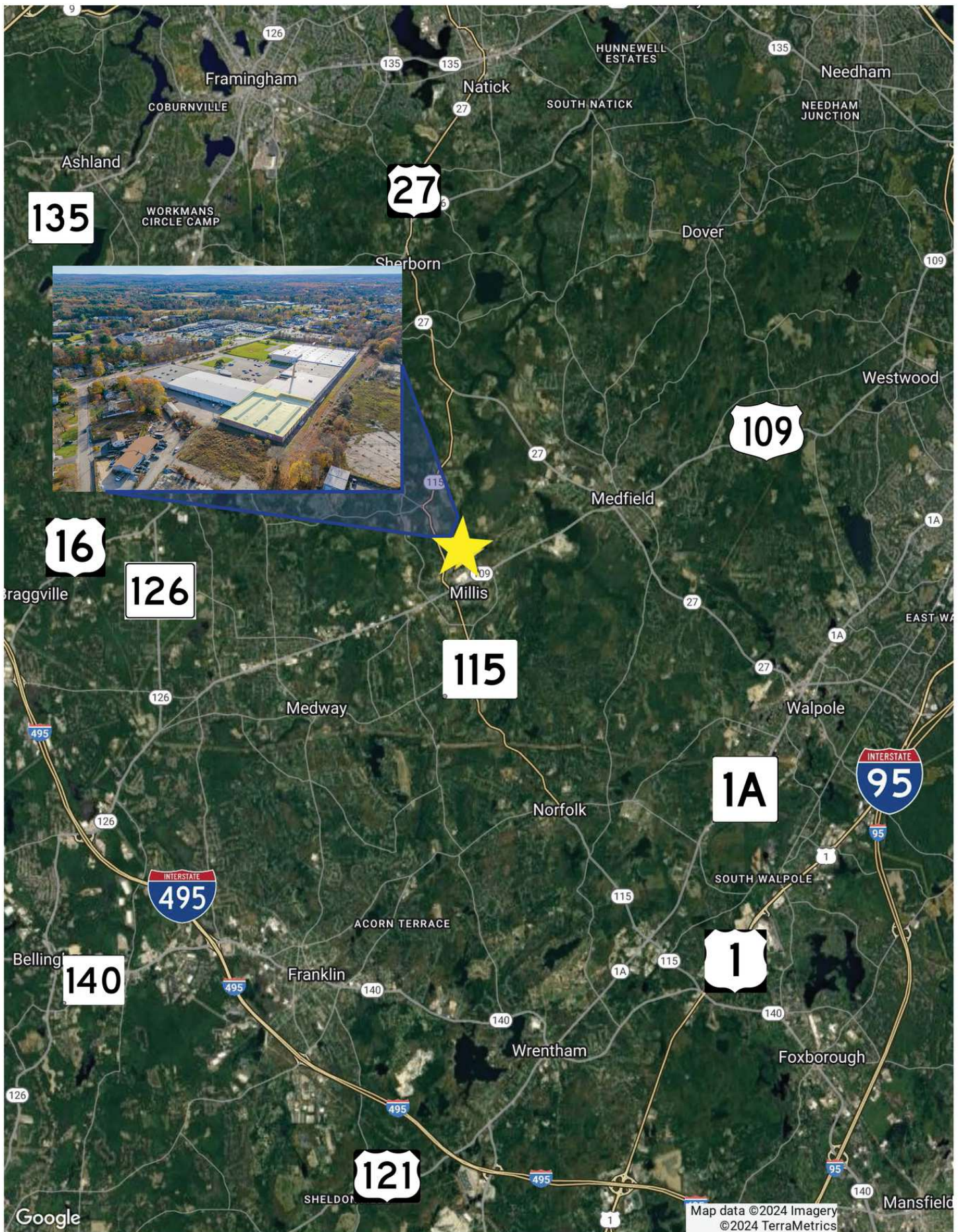
INTERIOR



[illegible]

SITE PLAN





725 MAIN STREET

MILLIS, MA

FOR LEASE | 42,978 SF WAREHOUSE SPACE AVAILABLE

STEPHEN FLYNN

781.917.7026

sflynn@stubblebinecompany.com

MATTY DROUILLARD

425.691.7881

matty@stubblebinecompany.com

ALEX SMITH

781.734.7613

alex@stubblebinecompany.com

DAVID STUBBLEBINE

617.592.3391

david@stubblebinecompany.com

JAMES STUBBLEBINE

617.592.3388

james@stubblebinecompany.com

We obtained the information above from sources we believe to be reliable. However, we have not verified its accuracy and make no guarantee, warranty or representation about it. It is submitted subject to the possibility of errors, omissions, change of price, rental or other conditions, prior sale, lease or financing, or withdrawal without notice. We include projections, opinions, assumptions or estimates for example only, and they may not represent current or future performance of the property. You and your tax and legal advisors should conduct your own investigation of the property and transaction.



THE
STUBBLEBINE
COMPANY

CORFAC INTERNATIONAL