



Salt Lake City

1415 S 700 W, Salt Lake City, UT 84104

📞 801-692-3997

✉️ saltlake@flexetc.com

🌐 flexetc.com

SCHEDULE A TOUR

SCHEDULE A CALL

GET DIRECTIONS

Individual Warehouses and Coworking Workspaces at FlexEtc Salt Lake City

📍 [1415 S 700 W, Salt Lake City, UT 84104](#)

SECURE YOUR IDEAL WORKSPACE TODAY

- Immediate occupancy
- Newly renovated warehouse building
- Flexible workspaces tailored to your needs
 - Individual warehouses ranging from 400- 3,000+ square feet
 - Dedicated offices
 - Coworking spaces.
- All-inclusive rent
- Comprehensive array of amenities designed to elevate your business

JOIN A THRIVING COMMUNITY

- Flexible solutions benefiting both our member companies and their employees.
- Ideal for e-commerce businesses, storage, industrial workspace, showrooms, and more
- Fostering business growth while offering seamlessly scalable solutions in a community-centered hub.



Everything You Need To Succeed is Here

BUSINESS AMENITIES



Truck Loading Docks



24/7 Security Monitoring



Daily Courier Pickups



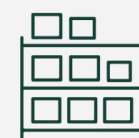
Coworking Spaces



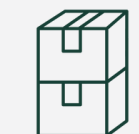
Stocked Kitchen & Coffee Bar



EV Charging Station



Temporary Storage



Mail Service



Photo & Podcast Studio



Free WiFi



Free, Onsite Parking



Daily Member Access



Warehouses

WAREHOUSE SPACES

47 spaces between 400-3,000+sf

- Small (300 - 500)
- Medium (500 - 1000)
- Large (1000 - 2000)
- Extra Large (2000+)

LOADING DOCKS

- Drive-up Loading Ramp
- Truck-Height Loading Docks

DAILY SHIPMENT STORAGE

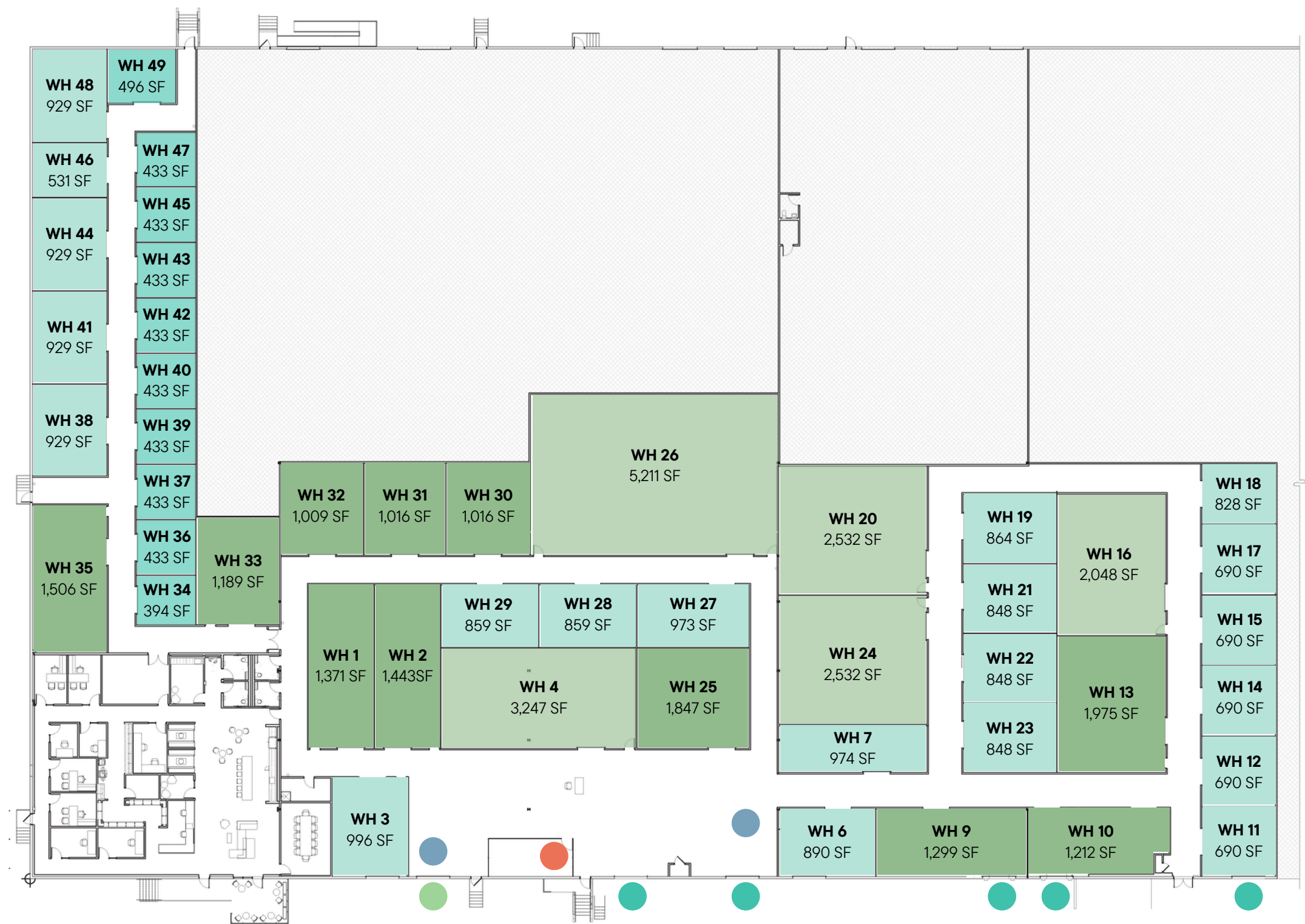
WAREHOUSE EQUIPMENT

- Push Carts
- Electric Pallet Jacks
- Pallet Jacks
- Forklift

SAMPLE PRICING

Space	12+ Month Lease	6 Month Lease	Month to Month (3 Month Min)
Small	From \$771/month	From \$823/month	From \$876/month
Medium	From \$1,056/month	From \$1,128/month	From \$1,200/month
Large	From \$1,825/month	From \$1,950/month	From \$2,074/month
Extra Large	From \$3,195/month	From \$3,413/month	From \$3,631/month

Additional rent specials available for extended lease terms. Reach out to learn more!



EACH WAREHOUSE SPACE EQUIPPED WITH LARGE ROLL-UP LOADING DOOR

Disclaimer: Individual unit sizes are calculated based on **Rentable Area**, which includes both your exclusive use area (such as your office or warehouse) and your proportionate share of the building's common areas. These common areas ensure you have access to shared amenities, including the interior loading areas, lounge and kitchen spaces, main lobby, and overall circulation areas. The building operates with a **load factor of 44.3%**, meaning the Rentable Area is larger than the exclusive use area to fairly allocate the cost of these shared amenities.

Offices & Coworking

● OFFICES

● CONFERENCE ROOM

● PHOTO & PODCAST STUDIO

● WELLNESS ROOM

● PHONE ROOM

ALL-INCLUSIVE PRICING

- Office 7, for 1-2 People, only \$410/month
- Office 3, for 2-3 people, only \$690/month
- Office 9, for 3-4 people, only \$760/month



What Does Your Warehouse Actually Cost?

OUR PRICING MODEL SAVES YOU THOUSANDS OF DOLLARS

Our all-inclusive pricing structure is designed to simplify your operations by bundling everything you need into a single, predictable monthly rate. This means no surprise expenses—utilities, common area maintenance, security, and access to premium amenities are all included.

With our approach, you'll enjoy hassle-free leasing and the flexibility to focus on growing your business without worrying about fluctuating costs or additional fees. It's the ultimate convenience for modern businesses seeking streamlined and transparent workspace solutions.

Sample FlexEtc Warehouse Unit Pricing Breakdown		
Unit Size (Rentable SF)	1,000	<i>Including Shared Common Area</i>
Monthly Base Rent	\$1,301	\$1.30
CAM, Taxes, & Insurance	\$157	\$0.16
Utilities & Security	\$88	\$0.09
Onsite Staff, Services & Amenities	\$256	\$0.26
Monthly Operating Expenses	\$501	\$0.50
FlexEtc All-Inclusive Total Rent	\$1,802	\$1.80
Sample Traditional Small Bay Warehouse Pricing Breakdown		
Unit Size (Rentable SF)	1,000	
Monthly Base Rent	\$1,400	\$1.40
CAM, Taxes, & Insurance	\$157	\$0.16
Monthly Operating Expenses	\$157	\$0.16
Monthly Total Rent	\$1,557	\$1.56
Electricity	\$175	\$0.18
Gas	\$30	\$0.03
Water	\$125	\$0.13
Refuse Removal	\$75	\$0.08
Internet/WiFi	\$110	\$0.11
Security System	\$70	\$0.07
Janitorial/Cleaning (2x Per Month)	\$250	\$0.25
Warehouse & Office Equipment	\$125	\$0.13
Printing	\$50	\$0.05
Daily Courier Pickups	\$100	\$0.10
Stocked Kitchen	\$100	\$0.10
Photo Studio, Receptionist, & More	TBD	TBD
Monthly Occupancy Cost	\$2,767	\$2.77
<i>These estimates are provided solely for comparison purposes</i>		
Total Cost Savings Renting with FlexEtc	\$965	\$0.97



WAREHOUSE SPACES FROM 400-3,000+ SF



PRIVATE OFFICES





PHOTO STUDIO



PACKAGE & PALLET RECEIVING SERVICES + PALLET JACKS & CARTS



TRUCK HEIGHT LOADING DOCKS & DOCK LEVELERS



Find the perfect space
that suits you best.

saltlake@flexetc.com

801-692-3997

flexetc.com