

A

2,430 SF

B

1,830 SF

C

3,210 SF

B+C = 5,040 SF

FOR LEASE

New Flagship Retail Opportunities

4 Metrotech Center | Brooklyn, NY 11201



INTEGRATIVE PARTNERS
REAL ESTATE SOLUTIONS | M/WBE CERTIFIED



New Flagship Retail Opportunities

4 Metrotech Center | Brooklyn, NY 11201



NEARBY RETAILERS



2,430 SF

Retail A

1,830 SF

Retail B

3,210 SF

Retail C

12'

Ceiling Height

Immediate

Possession

DESCRIPTION

- At the base of 1.3m SF office building occupied by JP Morgan Chase
- Across the street from recently completed Abolitionist Park
- Retail B & C can be combined for a total of 5,040 SF

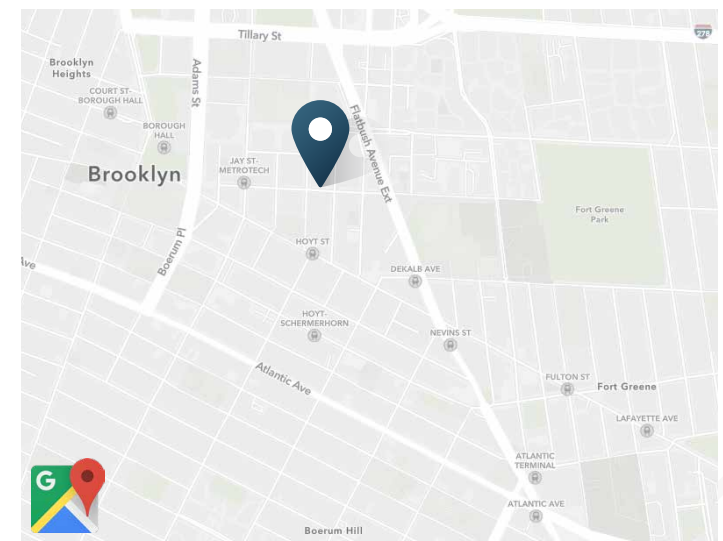
PLACER.AI

Abolitionist Place across from site: 489,000 visits

Year: 2024-2025 | Source: Placer.ai

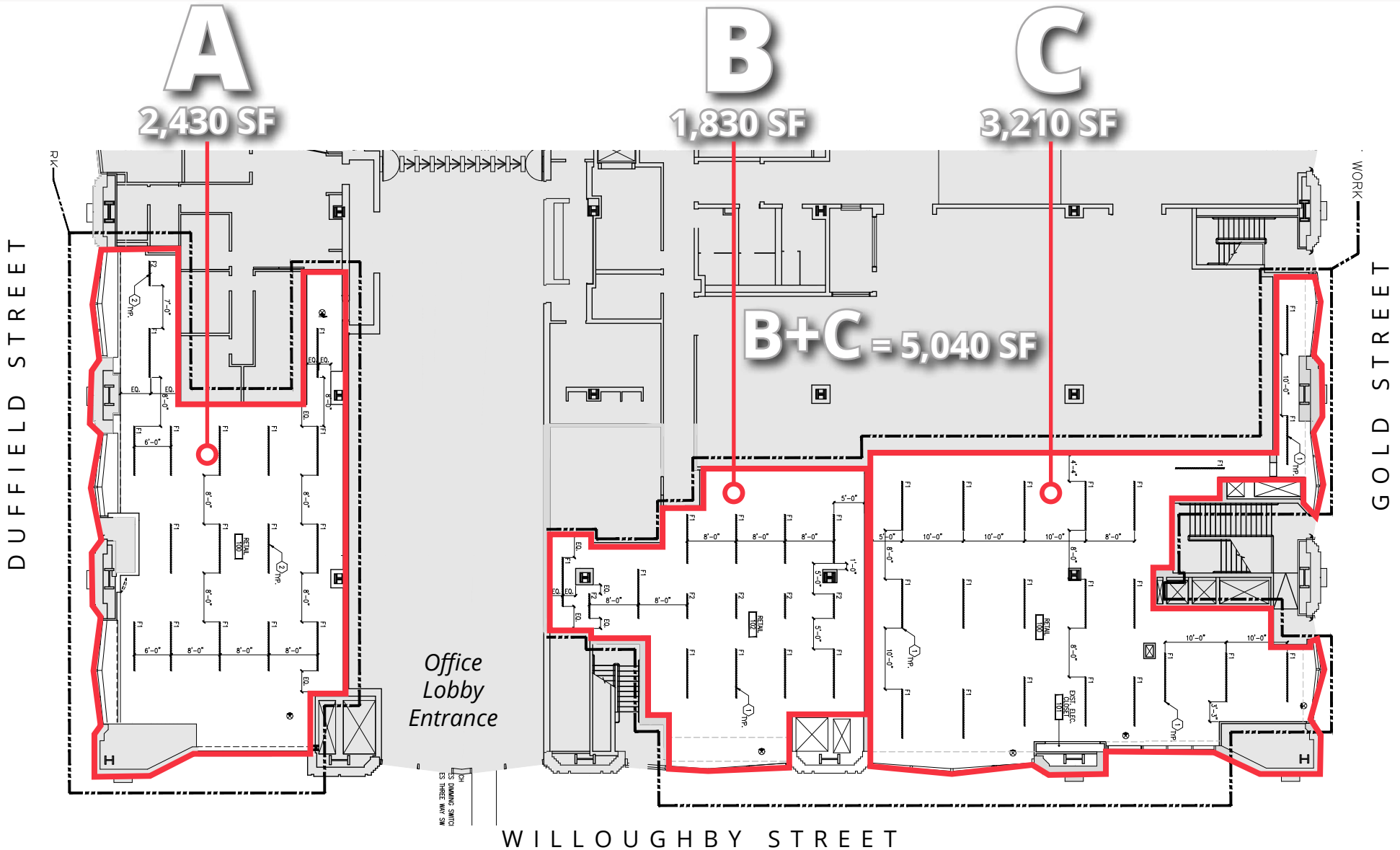
Contact Broker

Asking Rent



New Flagship Retail Opportunities

4 Metrotech Center | Brooklyn, NY 11201



Abolitionist Place (formerly Willoughby Place) - Opened May 2024
630,900 visits July 2024 - June 2025 with Yo3Y increase of 53.3 %



New Flagship Retail Opportunities

4 Metrotech Center | Brooklyn, NY 11201



Visits on Willoughby Street between Duffield and Albee Square West/Gold Street



Visits	118.3K
Visit Frequency	1.86
Avg. Dwell Time	57 min

27.3% increase in visits in the last 3 years

Visits YoY	+10.4%
Visits Yo2Y	+19.1%
Visits Yo3Y	+27.3%

Audience Overview

Summary

Property	Median Household Income	Bachelor's Degree or Higher	Median Age	Most Common Ethnicity	Persons per Household
Metrotech Corridor Willoughby Street, Brook...	\$89.6K	44.8%	36.6	White (34.6%)	2.50

Jul 1st, 2024 - Jun 30th, 2025 | Data Source: STI: Popstats
Data provided by Placer Labs Inc. (www.placer.ai)



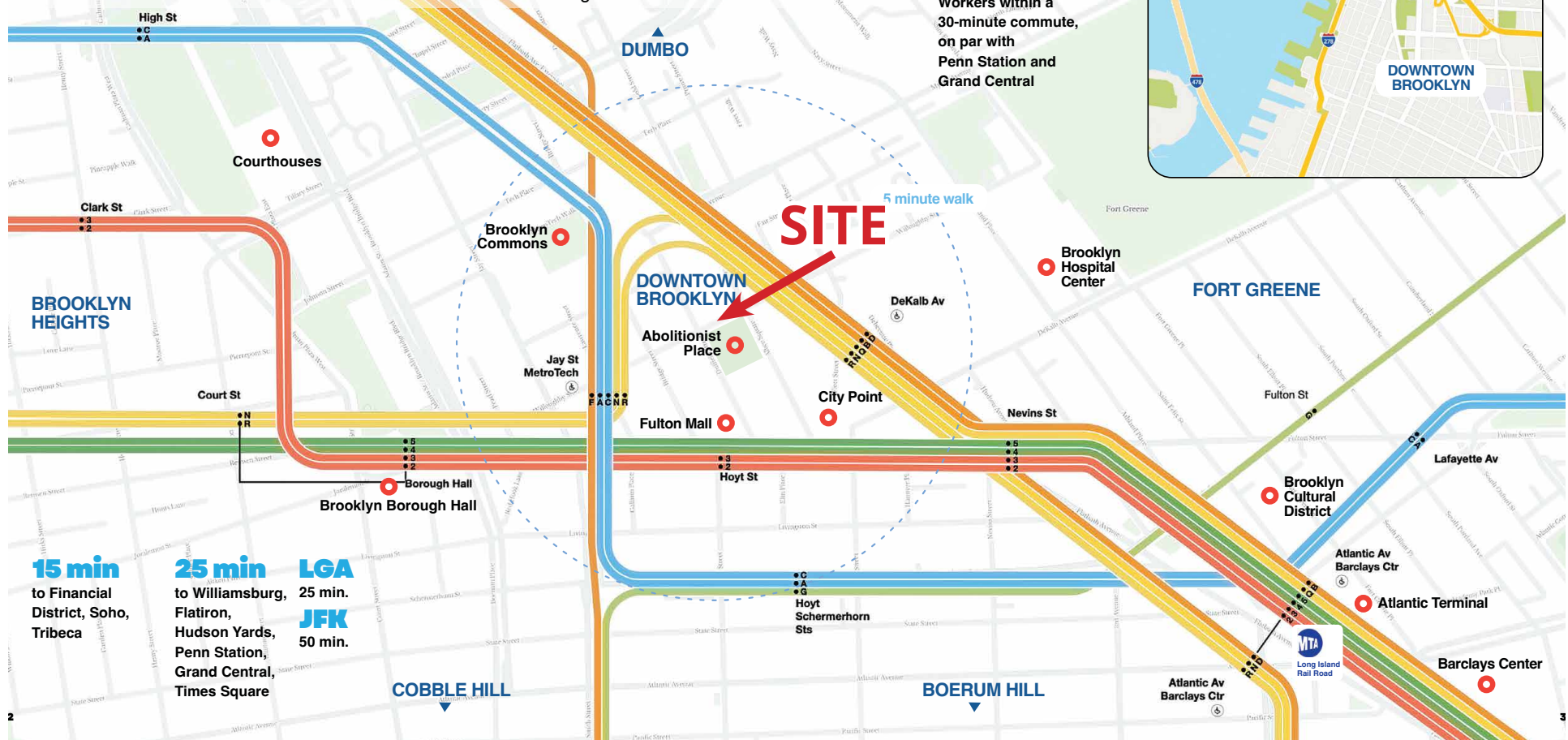
New Flagship Retail Opportunities

4 Metrotech Center | Brooklyn, NY 11201



UNMATCHED CONNECTIVITY

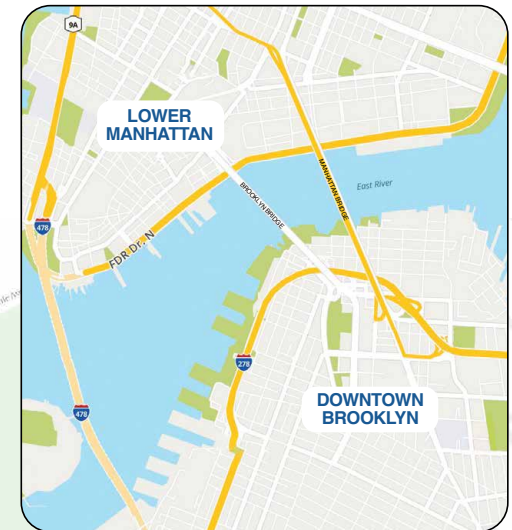
Downtown Brooklyn is easily accessible to the rest of New York City and the region. Walk, bike, or take advantage of the **13 MTA subway lines**, **14 MTA bus routes**, **11 LIRR commuter trains** or **24 CitiBike stations** that serve the neighborhood.



+95K
Avg daily subway trips

+93K
Avg daily pedestrians

2.3M
Workers within a 30-minute commute, on par with Penn Station and Grand Central





SRS Real Estate Partners

340 Madison Avenue
New York, NY 10173
212.710.5250



INTEGRATIVE PARTNERS
REAL ESTATE SOLUTIONS | M/WBE CERTIFIED



Integrative Partners, a Savills Affiliate

399 Park Avenue, 11th Floor
New York, NY 10022

Jon Spadafino

212.710.5257
jon.spadafino@srsre.com

Dan Richman

212.710.5253
dan.richman@srsre.com

Shawna O. Meniffee

212.326.1000
shawna@ipmwbe.com

SRSRE.COM

© SRS Real Estate Partners

The information presented was obtained from sources deemed reliable;
however SRS Real Estate Partners does not guarantee its completeness or accuracy.