

± 155,400 SF

FOR LEASE

13951 Yorba Ave, Chino Ca



# Property Highlights

Asking Rate:  
\$1.10



Office Space 3,198 SF



28' Minimum Clear in Warehouse

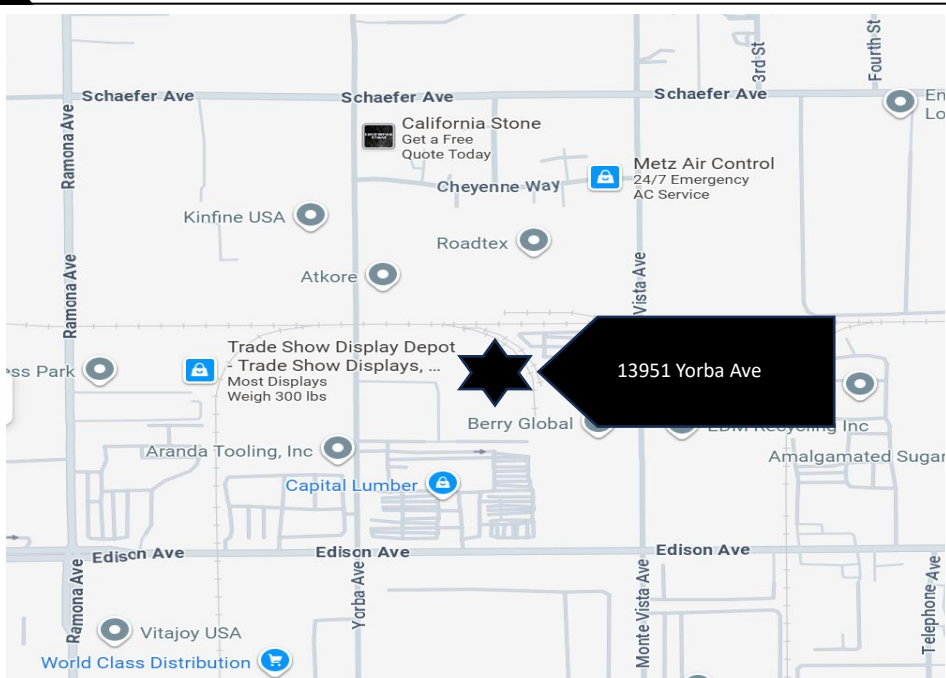
NNN  
\$0.2033



Gated Yard



Sixteen (16) Exterior Dock High Doors  
Two (2) Ground Level Doors



## Locator Map

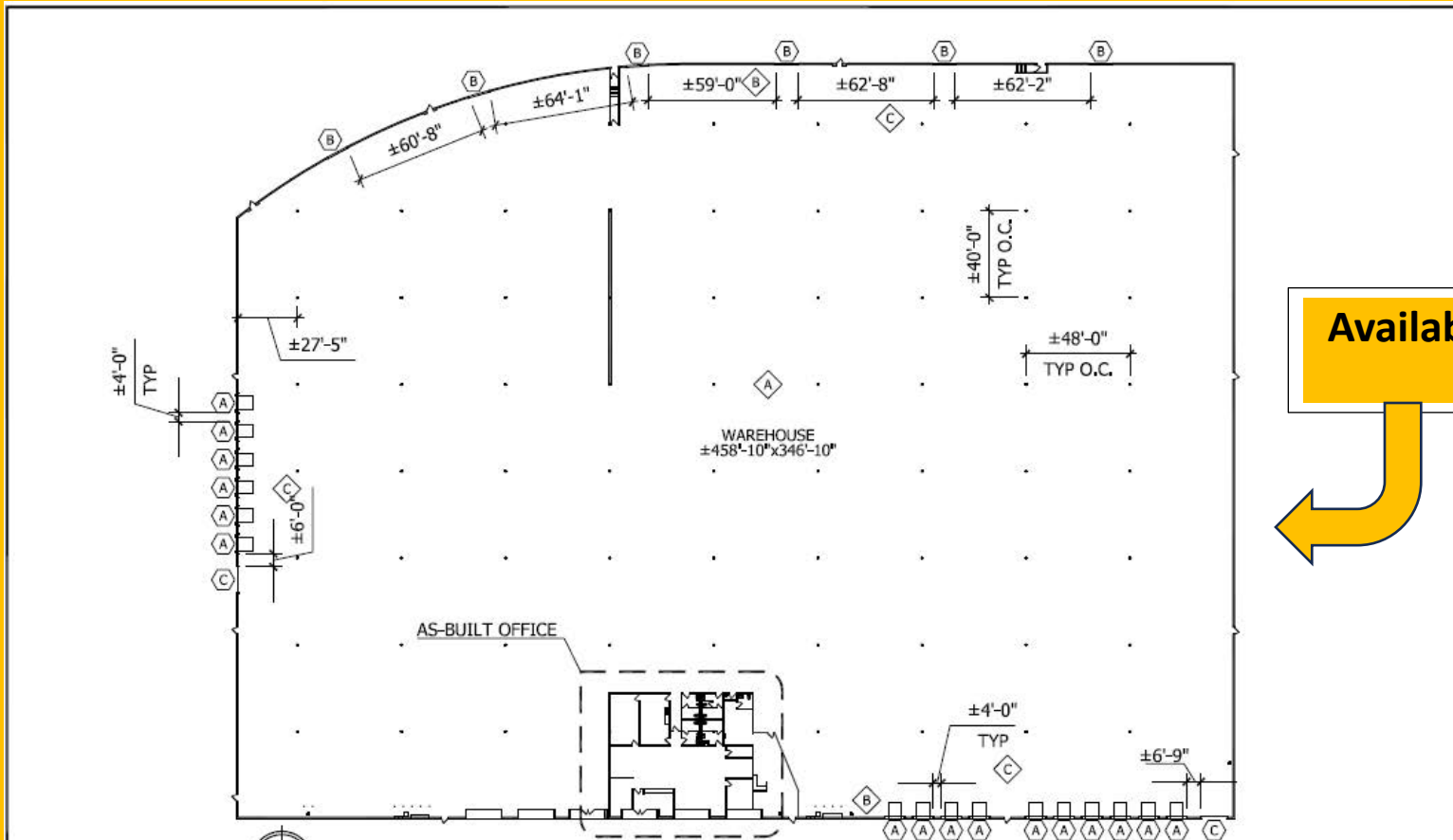
### KEY DISTANCES

**I-10 FREEWAY**      **2.6 Miles**

**71 FREEWAY**      **1.3 Miles**



# FLOOR PLAN



**Available**

SCALE: 1/64" = 1'-0"

**CDL  
DESIGN**

INTERIOR ARCHITECTURE + SPACE PLANNING  
12 MAUCHLY SUITE E | CDLDESIGNGROUP.COM  
IRVINE, CA 92618 | R:949.679.6456


- BUILDING INFO:**
- MAX. CEILING HEIGHT TO UNDERSIDE OF ROOF: ±29'-6"
  - LOWEST CEILING HEIGHT TO UNDERSIDE OF ROOF: ±24'-0"
  - SPEED BAY HEIGHT: ±26'-0" - 26'-6"
  - SPRINKLERED THROUGHOUT

- TRUCK DOCK LEGEND:**
- 9'-0"W. X 10'-0" H. OVERHEAD DOOR WITH DOCK LEVELERS, +4'-0" DOCK HEIGHT WITH BUMPERS. (TYP. 13'-0" O.C.)
  - 10'-0"W. X 13'-0" H. OVERHEAD DOOR, +4'-0" DOCK HEIGHT.
  - 12'-0"W. X 14'-0" H. OVERHEAD DOOR, +4'-0" DOCK HEIGHT WITH RAMP.

**AS-BUILT OVERALL**  
 WAREHOUSE: ±152,202 SQ. FT.  
 OFFICE: ±3,198 SQ. FT.  
 TOTAL: ±155,400 SQ. FT.

**LINK LOGISTICS**  
 13951 YORBA AVE  
 CHINO, CA 91710  
 ±155,400 SQ. FT.  
 1/15/2024

PLAN LAYOUT SUBJECT TO FIELD CONDITIONS, FIELD CONDITIONS MAY DIFFER FROM PLANS SHOWN. ALL ROOM SIZES ARE APPROXIMATE. ALL DIMENSIONS REPRESENTED ON THIS DRAWING IS BELIEVED TO BE ACCURATE. ADVISORY: TENANT SHOULD VERIFY ALL EXISTING INFORMATION PRIOR TO CONSTRUCTION. THIS PLAN IS NOT INTENDED FOR CONSTRUCTION PURPOSES. ANY FURNITURE OR FIXTURES REPRESENTED ON PLANS ARE TO BE PROVIDED BY TENANT AND ARE NOT BEING REPRODUCED BY CDL.



**FOR MORE INFORMATION, PLEASE CONTACT:**

**David Gatherer**

Senior Associate

DRE#02060116

+1 626 487 3560

David.Gatherer@vylla.com



All rights reserved. This information has been obtained from sources believed reliable but has not been verified for accuracy or completeness. Vylla makes no guarantee, representation or warranty and accepts no responsibility or liability as to the accuracy, completeness, or reliability of the information contained herein. You should conduct a careful, independent investigation of the property and verify all information. Any reliance on this information is solely at your own risk. Vylla and the Vylla logo are service marks of Vylla. All other marks displayed on this document are the property of their respective owners, and the use of such marks does not imply any affiliation with or endorsement of Vylla. Photos herein are the property of their respective owners. Use of these images without the express written consent of the owner is prohibited.