

FOR LEASE

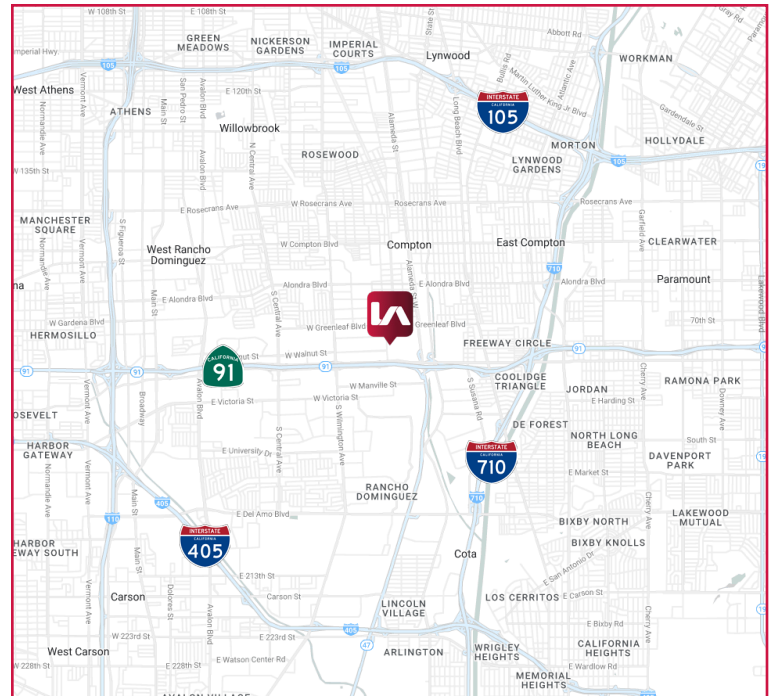


PRICE

LEASE RATE/SF \$1.55/SF NNN

PROPERTY DETAILS

- ±45,776 SF Industrial Warehouse on ±113,523 SF Lot
- ±7,094 SF of Office
- 20' - 23' Clearance
- COMH Zoning
- Abundant Parking - Large Fenced Yard
- 6 Dock High Doors
- 1,200 Amps, 277/480 Volts, 3 Phase Power
- 154' From Dock To Fence
- Adjacent To Blue Line Metro Rail Station
- Close Proximity to 91, 710, 105, and 405 Freeways






LOCAL EXPERTISE. INTERNATIONAL REACH. WORLD CLASS.


JESSE A. LAIKIN, SIOR

Principal Emeritus | DRE LIC 00781096
e jlaikin@leelalb.com
p 310.965.1765

CONNECT WITH US ON OUR SOCIALS!

-  www.lee-associates.com
 @leeassociateslalb
 @leeassociateslalb
  @LeeAssociatesLA

 21250 Hawthorne Blvd, Suite 700,
Torrance, CA 90503

 Tel: +1 (310) 768-8800
Fax: +1 (310) 768-8978



LOCAL EXPERTISE. INTERNATIONAL REACH. WORLD CLASS.

JESSE A. LAIKIN, SIOR

Principal Emeritus | DRE LIC 00781096
e jlaikin@leelalb.com
p 310.965.1765

CONNECT WITH US ON OUR SOCIALS!



www.lee-associates.com



@leeassociateslalb



@leeassociateslalb



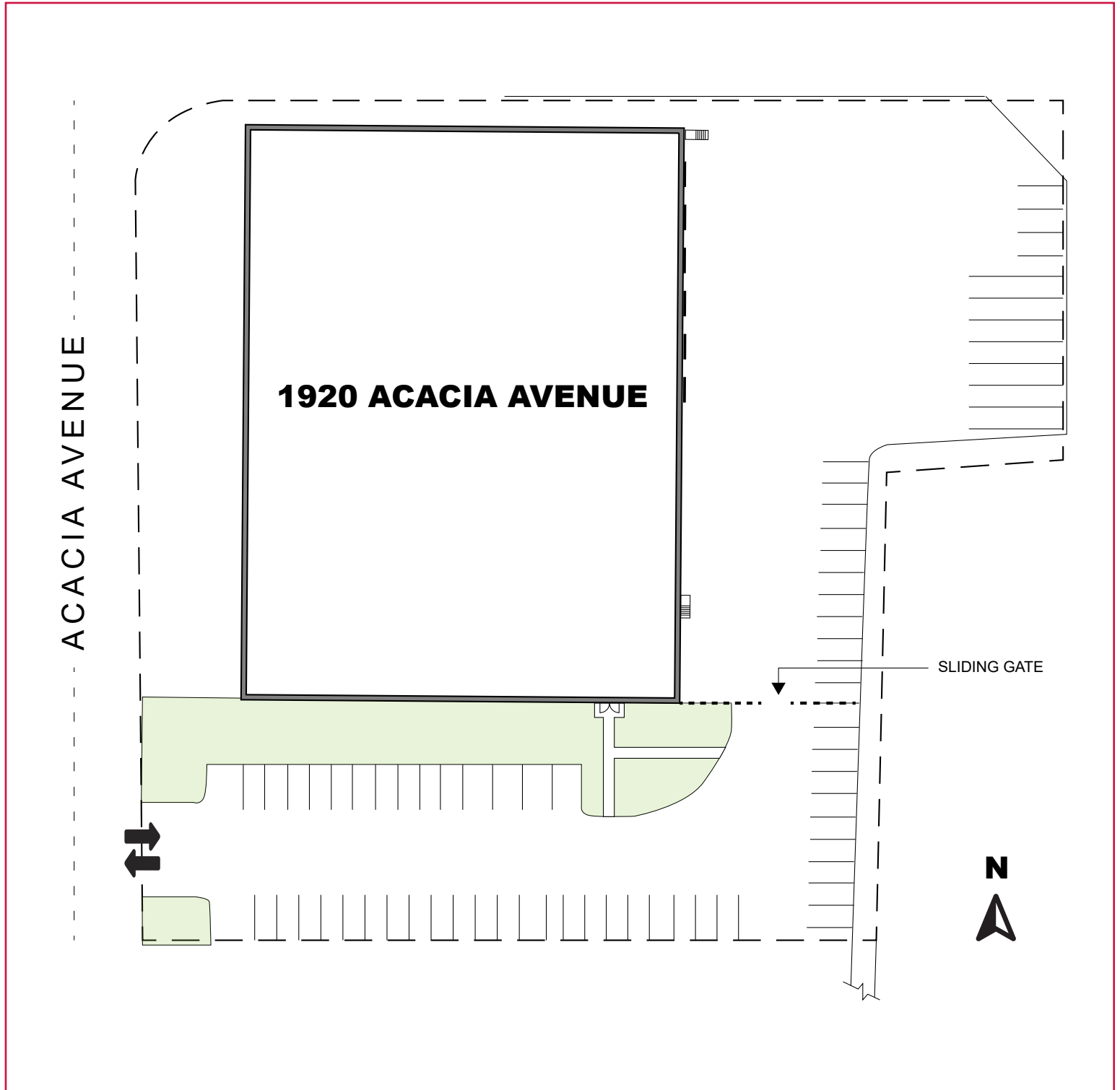
@LeeAssociatesLA



21250 Hawthorne Blvd, Suite 700,
Torrance, CA 90503



Tel: +1 (310) 768-8800
Fax: +1 (310) 768-8978








LOCAL EXPERTISE. INTERNATIONAL REACH. WORLD CLASS.


JESSE A. LAIKIN, SIOR

Principal Emeritus | DRE LIC 00781096
e jlaikin@leelalb.com
p 310.965.1765

CONNECT WITH US ON OUR SOCIALS!

 www.lee-associates.com  @leeassociateslalb
 @leeassociateslalb  @LeeAssociatesLA

 21250 Hawthorne Blvd, Suite 700,
Torrance, CA 90503

 Tel: +1 (310) 768-8800
Fax: +1 (310) 768-8978