

RETAIL PROPERTY FOR LEASE

WARNER RANCH PLAZA

NWC Ray & Rural Rd Tempe | AZ 85284

BRYAN LEDBETTER

602.795.8670

bledbetter@w-retail.com

KATIE WEEKS

602.368.1372

kweeks@w-retail.com

WESTERN RETAIL ADVISORS

2555 E Camelback Rd, Suite 200

Phoenix, AZ 85016

602.778.3747 | w-retail.com

WARNER RANCH PLAZA

NWC Ray & Rural Rd | Tempe, AZ



LOCATION DESCRIPTION

NWC Ray Rd & Rural Rd - Tempe

PROPERTY HIGHLIGHTS

- **Shop Space Available**
- Dominant grocer- Fry's Marketplace at the strongest neighborhood intersection in the trade area
- Dense established and affluent trade area
- Limited retail availability in area
- Average Household Income over \$169,000 within 1-mile
- Half Mile from the Chandler Intel Campus (12,000 Employees)
- Close proximity to Corona Del Sol High School (2,683 Students) & Kyrene Middle/Elementary Schools (1,846 Students)

AREA CO-TENANTS



The information contained within this brochure has been obtained from sources other than Western Retail Advisors, LLC. Western Retail Advisors have not verified such information and make no guarantee, warranty, or representation about such information. It is your responsibility to independently confirm its accuracy and completeness. Any dimensions, specifications, floor plans, and information may not be accurate and should be verified by you prior to the lease or purchase of the property.

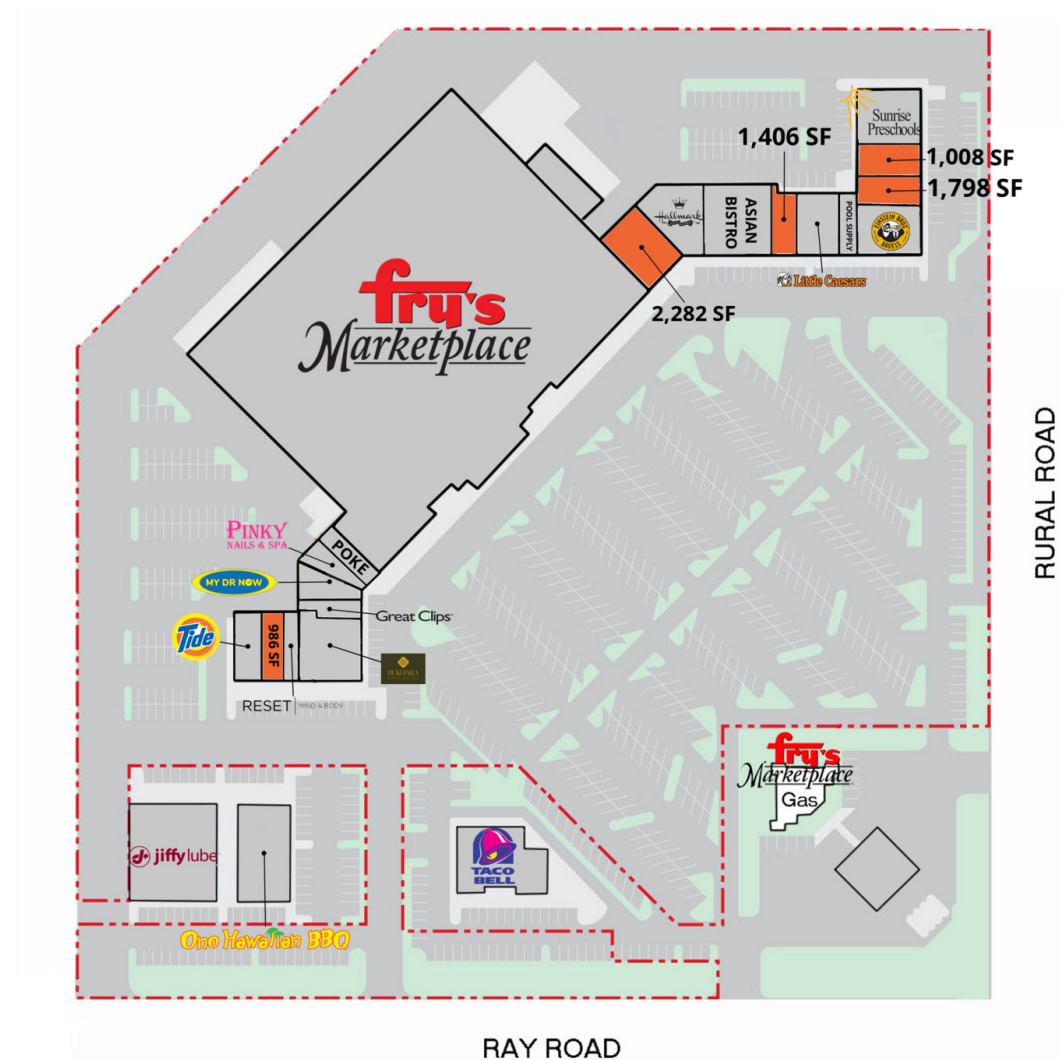
WARNER RANCH PLAZA

NWC Ray & Rural Rd | Tempe, AZ

LEGEND

Available

Unavailable



The information contained within this brochure has been obtained from sources other than Western Retail Advisors, LLC. Western Retail Advisors have not verified such information and make no guarantee, warranty, or representation about such information. It is your responsibility to independently confirm its accuracy and completeness. Any dimensions, specifications, floor plans, and information may not be accurate and should be verified by you prior to the lease or purchase of the property.

WARNER RANCH PLAZA

NWC Ray & Rural Rd | Tempe, AZ

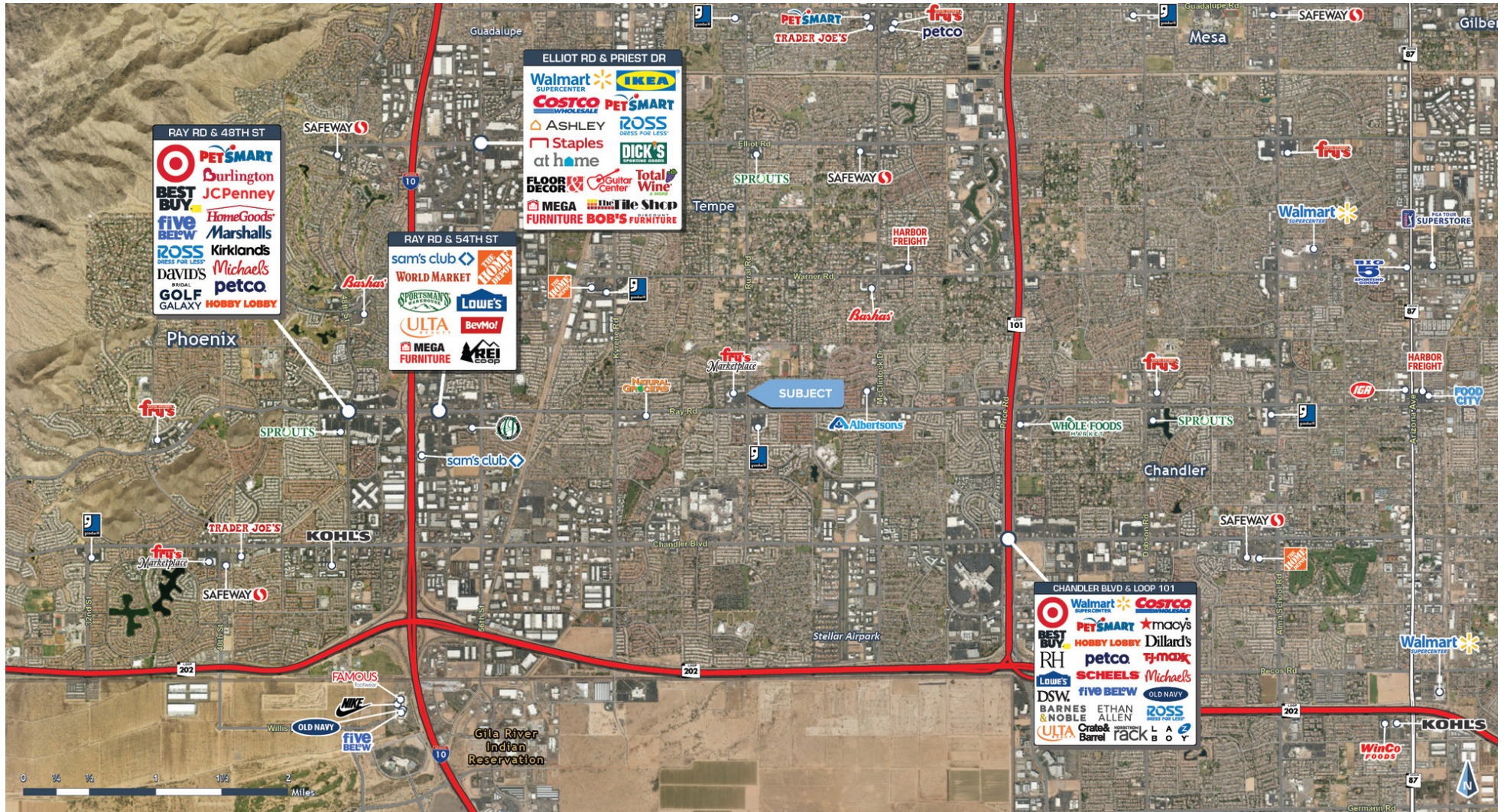
AVAILABLE SPACES

SUITE	TENANT	SIZE	DESCRIPTION	PLANS/PHOTOS
A101	TIDE DRY CLEANERS	2,302 SF	-	-
A103	Available	986 SF	JUICE SHOP	View Here
A104	RESET MIND & BODY	1,295 SF	-	-
A105	BUKHARA INDIAN KITCHEN	3,750 SF	-	-
A107	GREAT CLIPS	1,154 SF	-	-
A108	MY DR NOW	1,256 SF	-	-
A110	PINKY NAILS & SPA	2,075 SF	-	-
A111	POKE	1,190 SF	-	-
B101	Available	2,282 SF	-	-
B103	HALLMARK	4,142 SF	-	-
B105	ASIAN BISTRO	3,150 SF	-	-
B107	Available	1,406 SF	-	-
B108	LITTLE CAESARS	1,552 SF	-	-
B109	SUN DEVIL POOL	1,885 SF	-	-
B111	EINSTEIN BROTHERS BAGELS	2,000 SF	-	-
B113	Available	1,798 SF	UP TO 2,806 SF CONTINGENT	View Here
B115	Available	1,008 SF	UP TO 2,806 SF CONTINGENT	-
B116	SUNRISE PRESCHOOL	7,615 SF	-	-
MAJ-A	FRYS FOOD STORES	114,649 SF	-	-

The information contained within this brochure has been obtained from sources other than Western Retail Advisors, LLC. Western Retail Advisors have not verified such information and make no guarantee, warranty, or representation about such information. It is your responsibility to independently confirm its accuracy and completeness. Any dimensions, specifications, floor plans, and information may not be accurate and should be verified by you prior to the lease or purchase of the property.

WARNER RANCH PLAZA

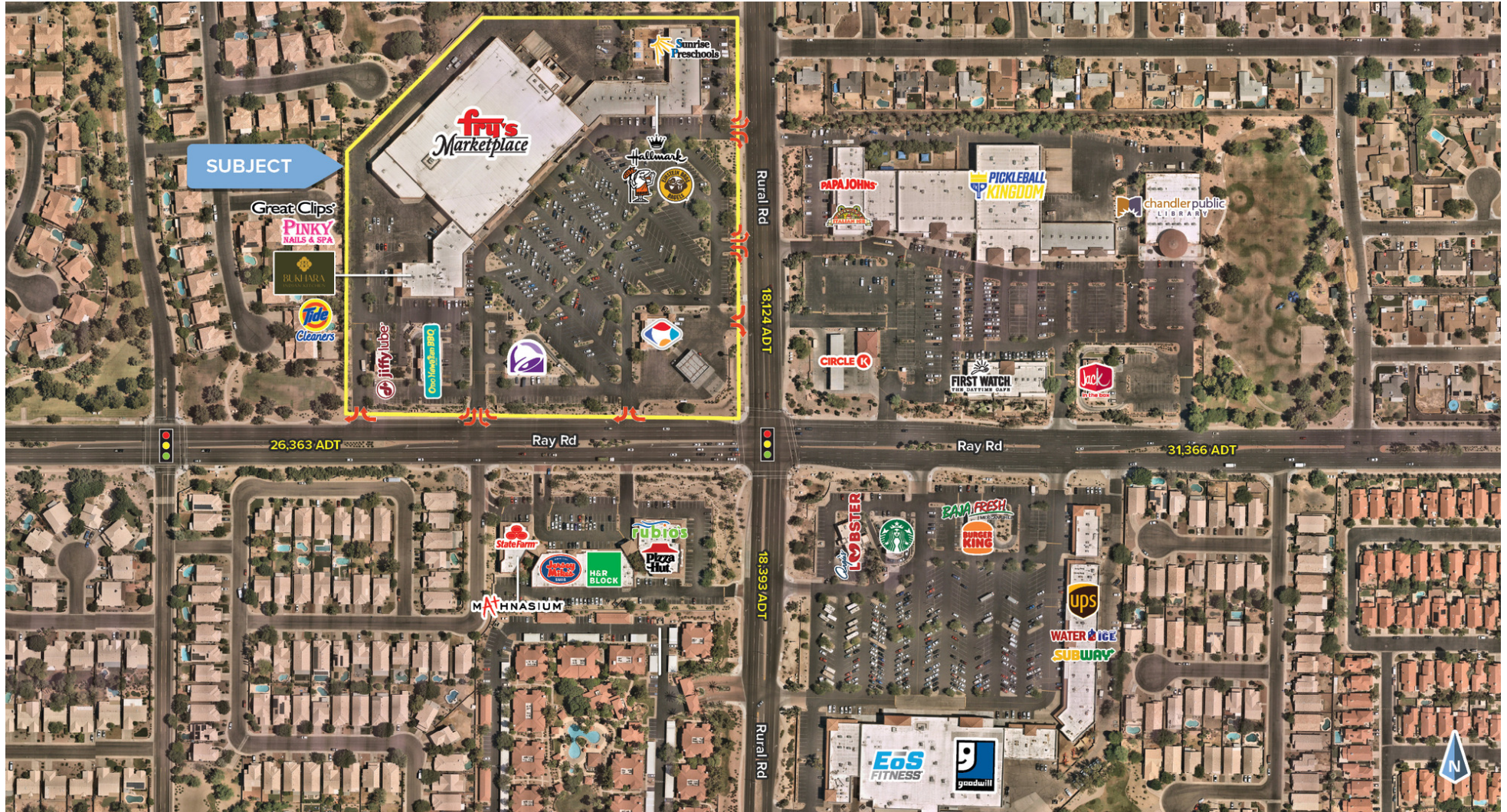
NWC Ray & Rural Rd | Tempe, AZ



The information contained within this brochure has been obtained from sources other than Western Retail Advisors, LLC. Western Retail Advisors have not verified such information and make no guarantee, warranty, or representation about such information. It is your responsibility to independently confirm its accuracy and completeness. Any dimensions, specifications, floor plans, and information may not be accurate and should be verified by you prior to the lease or purchase of the property.

WARNER RANCH PLAZA







NWC Ray & Rural Rd | Tempe, AZ



The information contained within this brochure has been obtained from sources other than Western Retail Advisors, LLC. Western Retail Advisors have not verified such information and make no guarantee, warranty, or representation about such information. It is your responsibility to independently confirm its accuracy and completeness. Any dimensions, specifications, floor plans, and information may not be accurate and should be verified by you prior to the lease or purchase of the property.

WARNER RANCH PLAZA

NWC Ray & Rural Rd | Tempe, AZ

<div> POPULATION</div> <table><tr><th></th><th>1 MILE</th><th>3 MILES</th><th>5 MILES</th></tr><tr><td>Area Total</td><td>14,242</td><td>91,815</td><td>277,952</td></tr><tr><td>Median Age</td><td>42.4</td><td>38.6</td><td>37.6</td></tr></table>					1 MILE	3 MILES	5 MILES	Area Total	14,242	91,815	277,952	Median Age	42.4	38.6	37.6	<div><div></div> HOUSEHOLD INCOME</div> <table><tr><th></th><th>1 MILE</th><th>3 MILES</th><th>5 MILES</th></tr><tr><td>Median</td><td>\$130,852</td><td>\$107,710</td><td>\$96,897</td></tr><tr><td>Average</td><td>\$169,453</td><td>\$142,809</td><td>\$125,793</td></tr></table>					1 MILE	3 MILES	5 MILES	Median	\$130,852	\$107,710	\$96,897	Average	\$169,453	\$142,809	\$125,793	<div><div></div> DAYTIME WORKFORCE</div> <table><tr><th></th><th>1 MILE</th><th>3 MILES</th><th>5 MILES</th></tr><tr><td>Total Businesses</td><td>423</td><td>4,339</td><td>10,811</td></tr><tr><td>Employees</td><td>4,489</td><td>68,074</td><td>150,340</td></tr><tr><td>Daytime Population</td><td>12,793</td><td>130,152</td><td>311,021</td></tr></table>					1 MILE	3 MILES	5 MILES	Total Businesses	423	4,339	10,811	Employees	4,489	68,074	150,340	Daytime Population	12,793	130,152	311,021
	1 MILE	3 MILES	5 MILES																																																
Area Total	14,242	91,815	277,952																																																
Median Age	42.4	38.6	37.6																																																
	1 MILE	3 MILES	5 MILES																																																
Median	\$130,852	\$107,710	\$96,897																																																
Average	\$169,453	\$142,809	\$125,793																																																
	1 MILE	3 MILES	5 MILES																																																
Total Businesses	423	4,339	10,811																																																
Employees	4,489	68,074	150,340																																																
Daytime Population	12,793	130,152	311,021																																																
<div><div></div> EDUCATION</div> <table><tr><th></th><th>1 MILE</th><th>3 MILES</th><th>5 MILES</th></tr><tr><td>Percentage with Degrees</td><td>74.9%</td><td>76.2%</td><td>59.3%</td></tr></table>					1 MILE	3 MILES	5 MILES	Percentage with Degrees	74.9%	76.2%	59.3%	<div><div></div> EMPLOYMENT</div> <table><tr><th></th><th>1 MILE</th><th>3 MILES</th><th>5 MILES</th></tr><tr><td>White Collar</td><td>78.8%</td><td>77.0%</td><td>73.8%</td></tr><tr><td>Services</td><td>10.7%</td><td>10.8%</td><td>12.5%</td></tr><tr><td>Blue Collar</td><td>10.5%</td><td>12.3%</td><td>13.7%</td></tr></table>					1 MILE	3 MILES	5 MILES	White Collar	78.8%	77.0%	73.8%	Services	10.7%	10.8%	12.5%	Blue Collar	10.5%	12.3%	13.7%	<div><div></div> HOUSEHOLD STATISTICS</div> <table><tr><th></th><th>1 MILE</th><th>3 MILES</th><th>5 MILES</th></tr><tr><td>Households</td><td>5,435</td><td>38,011</td><td>113,910</td></tr><tr><td>Median Home Value</td><td>\$511,592</td><td>\$499,420</td><td>\$470,978</td></tr></table>					1 MILE	3 MILES	5 MILES	Households	5,435	38,011	113,910	Median Home Value	\$511,592	\$499,420	\$470,978				
	1 MILE	3 MILES	5 MILES																																																
Percentage with Degrees	74.9%	76.2%	59.3%																																																
	1 MILE	3 MILES	5 MILES																																																
White Collar	78.8%	77.0%	73.8%																																																
Services	10.7%	10.8%	12.5%																																																
Blue Collar	10.5%	12.3%	13.7%																																																
	1 MILE	3 MILES	5 MILES																																																
Households	5,435	38,011	113,910																																																
Median Home Value	\$511,592	\$499,420	\$470,978																																																

*2024 Demographic data derived from ESRI

The information contained within this brochure has been obtained from sources other than Western Retail Advisors, LLC. Western Retail Advisors have not verified such information and make no guarantee, warranty, or representation about such information. It is your responsibility to independently confirm its accuracy and completeness. Any dimensions, specifications, floor plans, and information may not be accurate and should be verified by you prior to the lease or purchase of the property.