

# FOR LEASE



## 1080 E Michigan Ave. Saline, MI

9,500 SF of Mixed-Use Space Available



**Mike Howard**  
419 290 0561  
mike.howard@colliers.com

**Colliers**

**Colliers Detroit**  
400 W 4<sup>th</sup> Street, Suite 350  
Royal Oak, MI 48067  
colliers.com/detroit





# FOR LEASE

9,500 SF of Mixed-Use Space Available

## PROPERTY HIGHLIGHTS

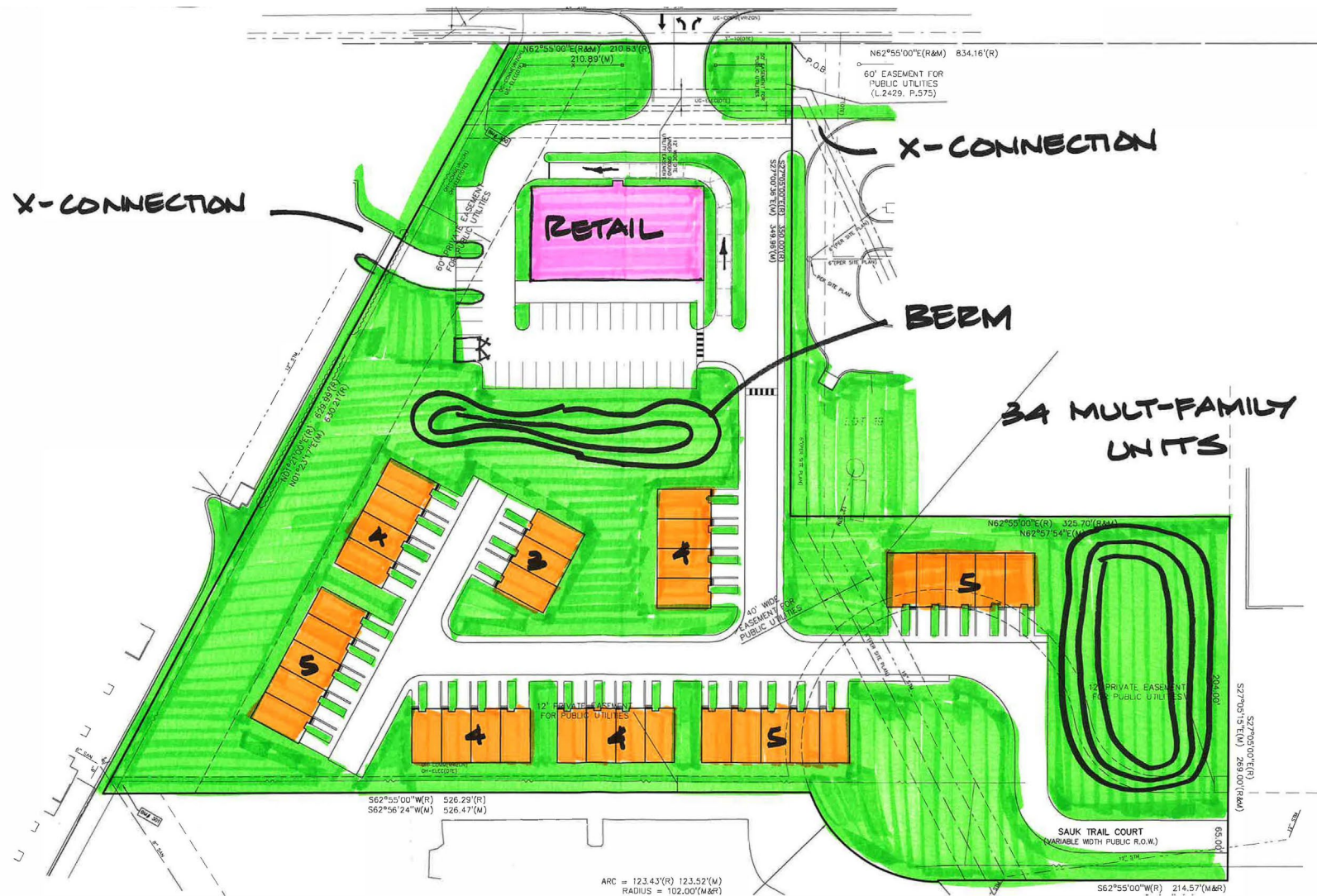
- New Retail Development in the Prime Retail US-12 / Michigan Avenue Corridor
- Retail Component of a New Mixed-Use Development
- Excellent Visibility
- Traffic Counts Exceeding 18,000 VPD
- Monument and Building Signage Available











# SITE PLAN

9,500 SF of Mixed-Use Space Available

Colliers



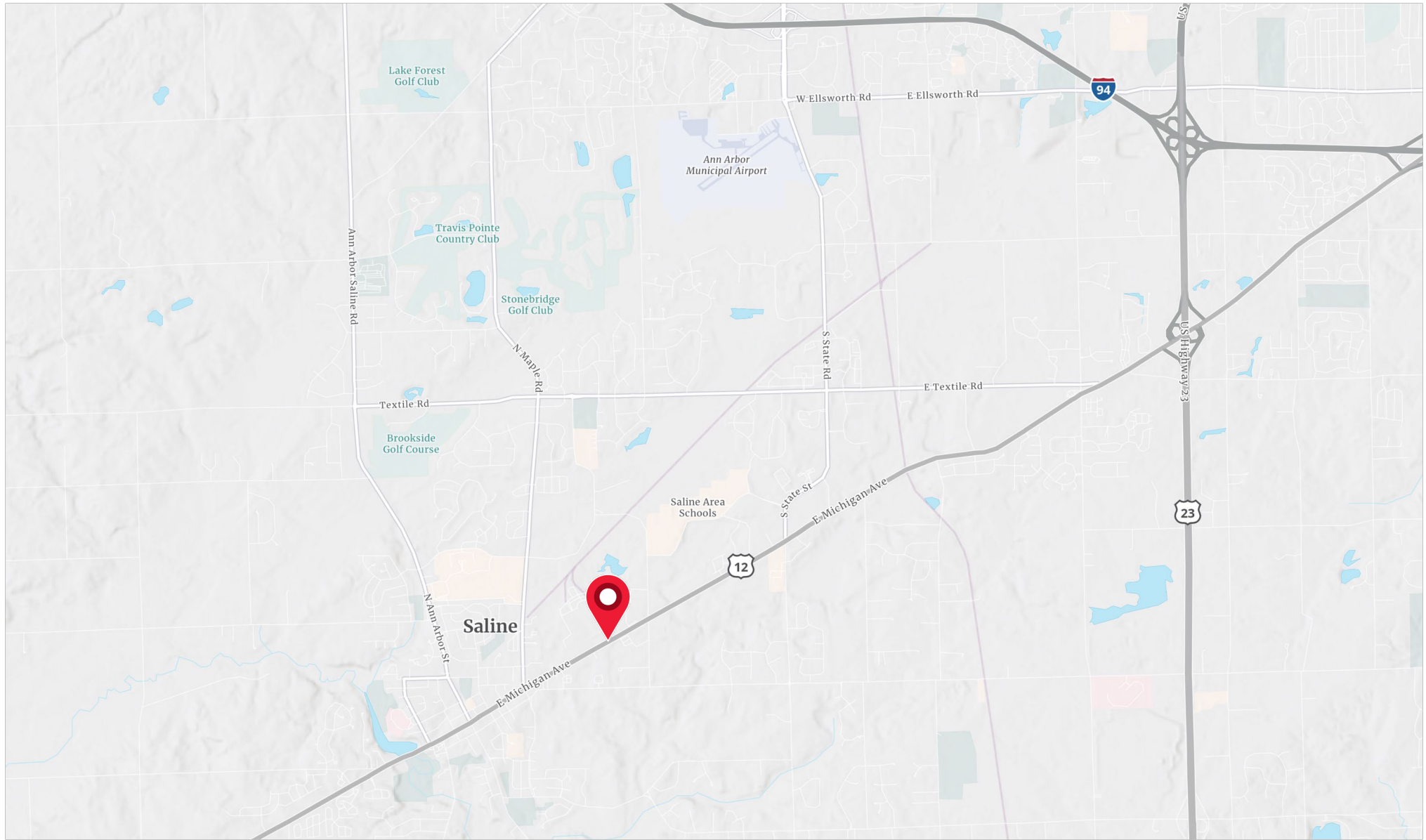


# AERIAL MAP

9,500 SF of Mixed-Use Space Available

Colliers

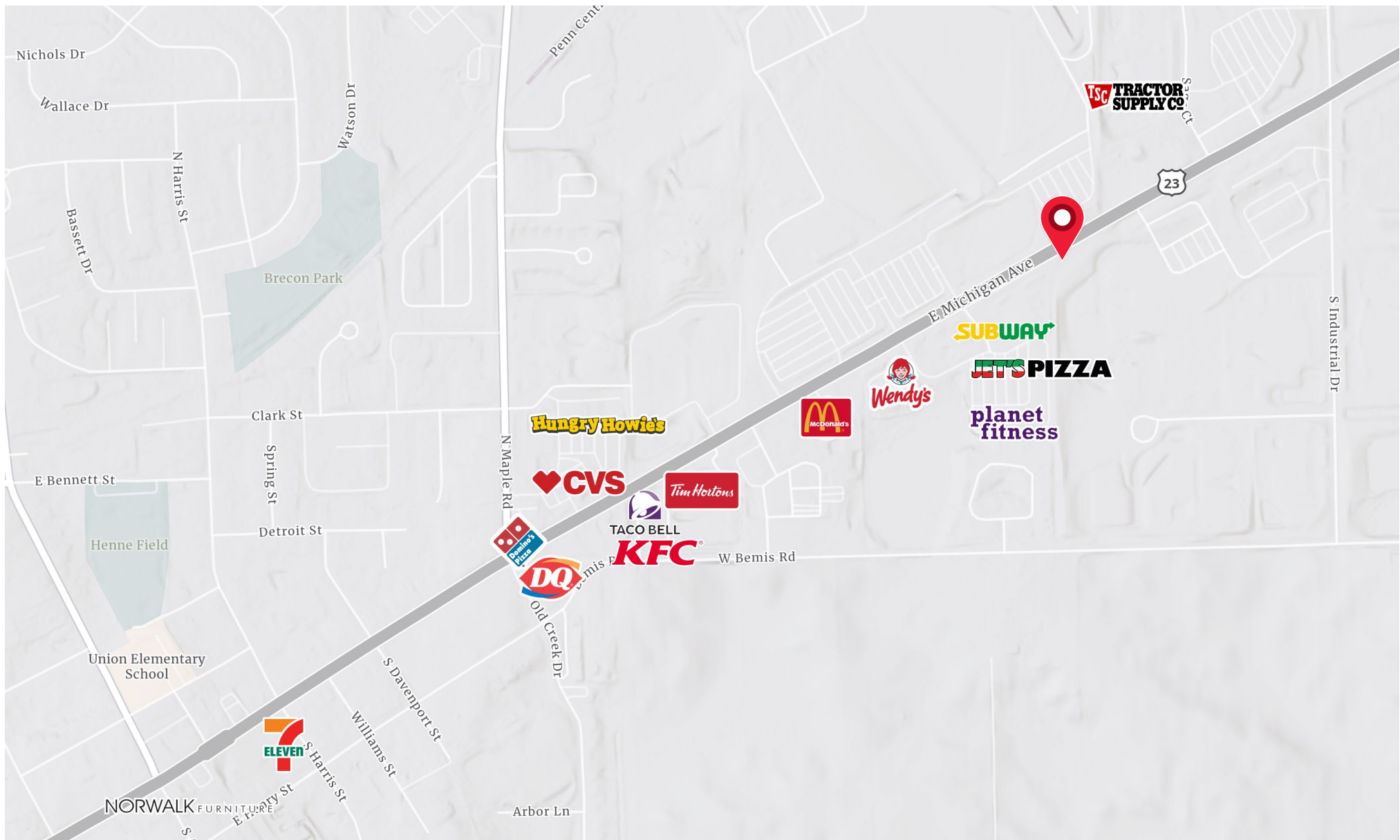




# LOCATION MAP

9,500 SF of Mixed-Use Space Available

Colliers



# MERCHANT MAP

9,500 SF of Mixed-Use Space Available

Colliers

# DEMOGRAPHICS



9,500 SF of Mixed-Use Space Available

CURRENT YEAR SUMMARY	1 MILE RADIUS	3 MILE RADIUS	5 MILE RADIUS
Total Population	2,482	22,034	47,426
Total Households	1,180	8,741	18,943
Total Family Households	622	6,170	12,179
Average Household Size	2.09	2.50	2.39
Median Age	43.4	44.8	41.8
Population Age 25+	1,816	15,569	34,414
2010 – 2021 Population: Annual Growth Rate (CAGR)	0.27%	0.58%	1.06%
2022 – 2023 Population: Annual Growth Rate (CAGR)	-0.38%	-0.22%	0.18%
<b>5 YEAR PROJECTED TRENDS: ANNUAL RATE</b>			
Population	-0.44%	-0.10%	-0.02%
Households	0.03%	0.33%	0.40%
Families	-0.16%	0.25%	0.32%
Median Household Income	4.29%	2.93%	2.78%
<b>CURRENT YEAR POPULATION BY SEX</b>			
Male Population / % Male	1,188/ 47.9%	10,910/ 49.5%	22,691/ 47.9%
Female Population / % Female	1,294/ 52.1%	11,124/ 50.5%	24,735/ 52.1%
<b>INCOME &amp; HOUSEHOLDS SUMMARY</b>			
2020 Median Household Income	\$72,591	\$118,649	\$109,519
Average Household Income	\$100,117	\$163,388	\$151,783
Per Capita Income	\$46,696	\$163,388	\$60,366
<b>SUMMARY BUSINESS DATA</b>			
Total Businesses	278	855	2,291
Total Daytime Population	4,398	23,141	56,530
Daytime Population: Workers	3,395	12,901	36,437
Daytime Population: Residents	1,003	10,240	20,093

## Data Notes:

- Household population includes persons not residing in group quarters. Average Household Size is the household population divided by total households. Persons in families include the householder and persons related to the householder by birth, marriage, or adoption.
- Income represents the preceding year, expressed in current dollars. Household income includes wage and salary earnings, interest dividends, net rents, pensions, SSI and welfare payments, child support, and alimony.
- Per Capita Income represents the income received by all persons aged 15 years and over divided by the total population.

We have no reason to doubt the accuracy of information contained herein, but we cannot guarantee it. All information should be verified prior to purchase and/or lease.



**Mike Howard**  
419 290 0561  
mike.howard@colliers.com